
Faucet Documentation

Faucet Developers

Jun 03, 2026

CONTENTS

1	User Documentation	1
1.1	Introduction to Faucet	1
1.2	Tutorials	5
1.3	Installation	66
1.4	Configuration	71
1.5	Monitoring	92
1.6	Configuration Recipe Book	94
1.7	Vendor-specific Documentation	94
1.8	External Resources	126
2	Developer Documentation	129
2.1	Developer Guide	129
2.2	Architecture	134
2.3	Testing	137
2.4	Fuzzing	142
2.5	Source Code	143
3	Indices and tables	227
	Python Module Index	229
	Index	231

USER DOCUMENTATION

1.1 Introduction to Faucet

1.1.1 What is Faucet?

Faucet is a compact open source OpenFlow controller, which enables network operators to run their networks the same way they do server clusters. Faucet moves network control functions (like routing protocols, neighbor discovery, and switching algorithms) to vendor independent server-based software, versus traditional router or switch embedded firmware, where those functions are easy to manage, test, and extend with modern systems management best practices and tools. Faucet controls OpenFlow 1.3 hardware which delivers high forwarding performance.

You can read more about our approach to networking by reading our ACM Queue article [Faucet: Deploying SDN in the Enterprise](#).

1.1.2 What is Gauge?

Faucet has two main OpenFlow controller components, Faucet itself, and Gauge. Faucet controls all forwarding and switch state, and exposes its internal state, e.g. learned hosts, via Prometheus (so that an open source NMS such as Grafana graph it).

Gauge also has an OpenFlow connection to the switch and monitors port and flow state (exporting it to Prometheus, or even flat text log files). Gauge, however, does not ever modify the switch's state, so that switch monitoring functions can be upgraded, restarted, without impacting forwarding.

1.1.3 Why Faucet?

Design

Faucet is designed to be very small, simple (1000s of lines of code, versus millions in other systems), and keep relatively little state. Faucet does not have any implementation-specific or vendor driver code, which considerably reduces complexity. Faucet does not need connectivity to external databases for forwarding decisions. Faucet provides “hot/hot” high availability and scales through the provisioning of multiple Faucets with the same configuration - Faucet controllers are not inter-dependent.

Performance and scaling

As well as being compact, Faucet offloads all forwarding to the OpenFlow switch, including flooding if emulating a traditional switch. Faucet programs the switch pre-emptively, though will receive packet headers from the switch if, for example, a host moves ports so that the switch's OpenFlow FIB can be updated (again, if traditional switching is being emulated). In production, Faucet controllers have been observed to go many seconds without needing to process a packet from a switch. In cold start scenarios, Faucet has been observed to completely program a switch and learn connected hosts within a few seconds.

Faucet uses a multi-table packet processing pipeline as shown in *Faucet Openflow Switch Pipeline*. Using multiple flow tables over a single table allows Faucet to implement more complicated flow-based logic while maintaining a smaller number of total flows. Using dedicated flow tables with a narrow number of match fields, or limiting a table to exact match only, such as the IPv4 or IPv6 FIB tables allows us to achieve greater scalability over the number of flow entries we can install on a datapath.

A large network with many devices would run many Faucets, which can be spread over as many (or as few) machines as required. This approach scales well because each Faucet uses relatively few server resources and Faucet controllers do not have to be centralized - they can deploy as discrete switching or routing functional units, incrementally replacing (for example) non-SDN switches or routers.

An operator might have a controller for an entire rack, or just a few switches, which also reduces control plane complexity and latency by keeping control functions simple and local.

Testing

Faucet follows open source software engineering best practices, including unit and systems testing (python unittest based), as well static analysis (pytype, pylint, and codecov) and fuzzing (python-afll). Faucet's systems tests test all Faucet features, from switching algorithms to routing, on virtual topologies. However, Faucet's systems tests can also be configured to run the same feature tests on real OpenFlow hardware. Faucet developers also host regular PlugFest events specifically to keep switch implementations broadly synchronized in capabilities and compatibility.

1.1.4 Release Notes

1.7.0 Release Notes

We are making a few potentially breaking features in faucet 1.7.0. This document covers how to navigate the changes and safely upgrade from earlier versions to 1.7.0.

1. Configuration and log directory changed

Starting in 1.7.0 and onwards faucet has changed which directories it uses for configuration and log files. The new paths are:

Old path	New path
/etc/ryu/faucet	/etc/faucet
/var/log/ryu/faucet	/var/log/faucet

Faucet 1.7.0 when being installed by pip will automatically attempt to migrate your old configuration files to /etc/faucet assuming it has permissions to do so. Failing this faucet when started will fallback to loading configuration from /etc/ryu/faucet. The search paths for configuration files are documented on the *Environment variables* page.

Note

Consider the /etc/ryu/faucet directory deprecated, we will in a future release stop reading config files stored in this directory.

If you currently set your own configuration or log directory by setting the appropriate environment variables you will be unaffected. In most other cases the migration code or the fallback configuration search path will allow the upgrade to 1.7.0 to be seamless. We have however identified two cases where manual intervention is required:

Dockers

Dockers will need to be started with new mount directories, the commands to start a 1.7.0 docker version of faucet or gauge are detailed in the *Installation with Docker* section.

Virtualenvs

We are unable to migrate configuration files automatically when faucet is run inside of a virtualenv, please copy the configuration directory over manually.

2. Changing default flood mode

Currently faucet defaults to using `combinatorial_port_flood` when it comes to provisioning flooding flows on a datapath, faucet implicitly configures a datapath like this today:

```
dps:
  mydp:
    combinatorial_port_flood: True
```

The default is `True`, in 1.7.0 and previously. The default will change to `False` in 1.7.1.

When `True`, flood rules are explicitly generated for each input port, to accommodate early switch implementations which (differing from the OpenFlow standard - see below) did not discard packets output to the packet input port. `False` generates rules per faucet VLAN which results in fewer rules and better scalability.

See [OpenFlow 1.3.5 specification](#), section B.6.3:

```
The behavior of sending out the incoming port was not clearly defined
in earlier versions of the specification. It is now forbidden unless
the output port is explicitly set to OFPP_IN_PORT virtual port
(0xffff8) is set.
```

1.9.0 Release Notes

There are some changes in version 1.9.0 of faucet that may affect how you use it. Below are the changes and how they might affect you.

1. Removing support for older python versions

Starting from faucet 1.9.0 and onwards, faucet now requires a version of python 3.5 or newer to function.

Most currently supported distributions of linux should have a version of python that is compatible, with the notable exception of Debian Jessie which is no longer supported by faucet.

2. Change BGP configuration syntax

Previously, BGP configuration for faucet was attached to a VLAN, for example:

Listing 1: Older style bgp configuration

```
vlan:
  internet:
    description: 'internet peering'
    vid: 200
    bgp_routerid: '127.0.0.2'
    bgp_as: 14031
    bgp_neighbor_as: 14031
    bgp_neighbor_addresses: ['127.0.0.1', '::1']
    bgp_server_addresses: ['127.0.0.2', '::1']
```

(continues on next page)

(continued from previous page)

```
bgp_port: 9179
bgp_connect_mode: 'passive'
```

As BGP peering in faucet now has the ability to resolve next hops in all VLANs, we have elected to move where BGP is configured.

We have now implemented a new `bgp` router type that can be configured in faucet, similar to how inter-VLAN routing works today, for example this is an example of the new syntax showing how we would convert the configuration shown above:

Listing 2: Newer style bgp configuration

```
vlan:
  internet:
    description: 'internet peering'
    vid: 200

routers:
  internet-router:
    bgp:
      vlan: internet
      routerid: '127.0.0.2'
      as: 14031
      neighbor_as: 14031
      neighbor_addresses: ['127.0.0.1', '::1']
      server_addresses: ['127.0.0.2', '::1']
      port: 9179
      connect_mode: 'passive'
```

It is also possible to combine inter-VLAN routing and bgp routing in a single routing instance:

Listing 3: Newer style bgp configuration (with IVR)

```
vlan:
  office:
    description: 'internet peering'
    vid: 100
  internet:
    description: 'internet peering'
    vid: 200

routers:
  office-internet-router:
    vlans: [office, internet]
    bgp:
      vlan: internet
      routerid: '127.0.0.2'
      as: 14031
      neighbor_as: 14031
      neighbor_addresses: ['127.0.0.1', '::1']
      server_addresses: ['127.0.0.2', '::1']
      port: 9179
      connect_mode: 'passive'
```

For more information on what each option does, please see the *BGP* documentation section.

1.1.5 Getting Help

We use a mailing list on google groups for announcing new versions and communicating with users and developers:

- [faucetsdn](#)

We also have the #faucet IRC channel on [libera](#).

A few tutorial videos are available on our [YouTube channel](#).

The [faucet dev blog](#) and [faucetsdn twitter](#) are good places to keep up with the latest news about faucet.

If you find bugs, or if have feature requests, please create an issue on our [bug tracker](#).

1.2 Tutorials

1.2.1 Installing faucet for the first time

This tutorial will run you through the steps of installing a complete faucet system for the first time.

We will be installing and configuring the following components:

Component	Purpose
faucet	Network controller
gauge	Monitoring controller
prometheus	Monitoring system & time series database
grafana	Monitoring dashboard

This tutorial was written for Ubuntu 16.04, however the steps should work fine on any newer supported version of Ubuntu or Debian.

Package installation

1. Add the faucet official repo to our system:

```
sudo apt-get install curl gnupg apt-transport-https lsb-release
sudo mkdir -p /etc/apt/keyrings/
curl -sLf https://packagecloud.io/faucetsdn/faucet/gpgkey | sudo gpg --dearmor -o /
↪etc/apt/keyrings/faucet.gpg
echo "deb [signed-by=/etc/apt/keyrings/faucet.gpg] https://packagecloud.io/
↪faucetsdn/faucet/${lsb_release -si | awk '{print tolower($0)}')/ ${lsb_release -
↪sc} main" | sudo tee /etc/apt/sources.list.d/faucet.list
sudo apt-get update
```

2. Install the required packages, we can use the `faucet-all-in-one` metapackage which will install all the correct dependencies.

```
sudo apt-get install faucet-all-in-one
```

Configure prometheus

We need to configure prometheus to tell it how to scrape metrics from both the faucet and gauge controllers. To help make life easier faucet ships a sample configuration file for prometheus which sets it up to scrape a single faucet and gauge controller running on the same machine as prometheus. The configuration file we ship looks like:

Listing 4: prometheus.yml

```
---
# my global config
global:
  # Set the scrape interval to every 15 seconds. Default is every 1 minute.
  scrape_interval: 15s
  # Evaluate rules every 15 seconds. The default is every 1 minute.
  evaluation_interval: 15s
  # scrape_timeout is set to the global default (10s).

# Load rules once and periodically evaluate them according to the global
# 'evaluation_interval'.
rule_files:
  - "faucet.rules.yml"

# A scrape configuration containing exactly one endpoint to scrape:
# Here it's Prometheus itself.
scrape_configs:
  # The job name is added as a label `job=<job_name>` to any timeseries scraped
  # from this config.
  - job_name: 'prometheus'
    static_configs:
      - targets: ['localhost:9090']
  - job_name: 'faucet'
    static_configs:
      - targets: ['localhost:9302']
  - job_name: 'gauge'
    static_configs:
      - targets: ['localhost:9303']
```

To learn more about what this configuration file does you can look at the [Prometheus Configuration Documentation](#). The simple explanation is that it includes an additional `faucet.rules.yml` file that performs some automatic queries in prometheus for generating some additional metrics as well as setting up scrape jobs every 15 seconds for faucet listening on `localhost:9302` and gauge listening on `localhost:9303`.

Steps to make prometheus use the configuration file shipped with faucet:

1. Change the configuration file prometheus loads by editing the file `/etc/default/prometheus` to look like:

Listing 5: /etc/default/prometheus

```
# Set the command-line arguments to pass to the server.
ARGS="--config.file=/etc/faucet/prometheus/prometheus.yml"
```

- Restart prometheus to apply the changes:

```
sudo systemctl restart prometheus
```

Configure grafana

Grafana running in it's default configuration will work just fine for our needs. We will however need to make it start on boot, configure prometheus as a data source and add our first dashboard:

- Make grafana start on boot and then start it manually for the first time:

```
sudo systemctl daemon-reload
sudo systemctl enable grafana-server
sudo systemctl start grafana-server
```

- To finish setup we will configure grafana via the web interface.

First load `http://localhost:3000` in your web browser (by default both the username and password are admin).

- The web interface will first prompt us to add a data source. Use the following settings then click Save & Test:

```
Name: Prometheus
Type: Prometheus
URL: http://localhost:9090
```

- Next we want to add some dashboards so that we can later view the metrics from faucet.

Hover over the + button on the left sidebar in the web interface and click **Import**.

We will import the following dashboards, just download the following links and upload them through the grafana dashboard import screen:

- [Instrumentation](#)
- [Inventory](#)
- [Port Statistics](#)

Configure faucet

For this tutorial we will configure a very simple network topology consisting of a single switch with two ports.

- Configure faucet

We need to tell faucet about our topology and VLAN information, we can do this by editing the faucet configuration `/etc/faucet/faucet.yaml` to look like:

Listing 6: /etc/faucet/faucet.yaml

```
vlan:
  office:
    vid: 100
    description: "office network"
```

(continues on next page)

(continued from previous page)

```
dps:
  sw1:
    dp_id: 0x1
    hardware: "Open vSwitch"
    interfaces:
      1:
        name: "host1"
        description: "host1 network namespace"
        native_vlan: office
      2:
        name: "host2"
        description: "host2 network namespace"
        native_vlan: office
```

Note

Tabs are forbidden in the YAML language, please use only spaces for indentation.

This will create a single VLAN and a single datapath with two ports.

2. Verify configuration

The `check_faucet_config` command can be used to verify faucet has correctly interpreted your configuration before loading it. This can avoid shooting yourself in the foot by applying configuration with typos. We recommend either running this command by hand or with automation each time before loading configuration.

```
check_faucet_config /etc/faucet/faucet.yaml
```

This script will either return an error, or in the case of successfully parsing the configuration it will return a JSON object containing the entire faucet configuration that would be loaded (including any default settings), for example:

```
[{'advertise_interval': 30,
  'arp_neighbor_timeout': 30,
  'cache_update_guard_time': 150,
  'combinatorial_port_flood': False,
  'cookie': 1524372928,
  'description': 'sw1',
  'dot1x': None,
  'dp_acls': None,
  'dp_id': 1,
  'drop_broadcast_source_address': True,
  'drop_spoofed_faucet_mac': True,
  'egress_pipeline': False,
  'fast_advertise_interval': 5,
  'faucet_dp_mac': '0e:00:00:00:00:01',
  'global_vlan': 0,
  'group_table': False,
  'hardware': 'Open vSwitch',
  'high_priority': 9001,
  'highest_priority': 9099,
```

(continues on next page)

(continued from previous page)

```
'idle_dst': True,
'ignore_learn_ins': 10,
'interface_ranges': OrderedDict(),
'interfaces': {'host1': {'acl_in': None,
                        'acls_in': None,
                        'description': 'host1 network namespace',
                        'dot1x': False,
                        'enabled': True,
                        'hairpin': False,
                        'hairpin_unicast': False,
                        'lacp': 0,
                        'lacp_active': False,
                        'lldp_beacon': OrderedDict(),
                        'loop_protect': False,
                        'loop_protect_external': False,
                        'max_hosts': 255,
                        'max_lldp_lost': 3,
                        'mirror': None,
                        'native_vlan': 'office',
                        'number': 1,
                        'opstatus_reconf': True,
                        'output_only': False,
                        'permanent_learn': False,
                        'receive_lldp': False,
                        'stack': OrderedDict(),
                        'tagged_vlans': [],
                        'unicast_flood': True},
               'host2': {'acl_in': None,
                        'acls_in': None,
                        'description': 'host2 network namespace',
                        'dot1x': False,
                        'enabled': True,
                        'hairpin': False,
                        'hairpin_unicast': False,
                        'lacp': 0,
                        'lacp_active': False,
                        'lldp_beacon': OrderedDict(),
                        'loop_protect': False,
                        'loop_protect_external': False,
                        'max_hosts': 255,
                        'max_lldp_lost': 3,
                        'mirror': None,
                        'native_vlan': 'office',
                        'number': 2,
                        'opstatus_reconf': True,
                        'output_only': False,
                        'permanent_learn': False,
                        'receive_lldp': False,
                        'stack': OrderedDict(),
                        'tagged_vlans': [],
                        'unicast_flood': True}},
'lacp_timeout': 30,
```

(continues on next page)

(continued from previous page)

```
'learn_ban_timeout': 51,  
'learn_jitter': 51,  
'lldp_beacon': OrderedDict(),  
'low_priority': 9000,  
'lowest_priority': 0,  
'max_host_fib_retry_count': 10,  
'max_hosts_per_resolve_cycle': 5,  
'max_resolve_backoff_time': 64,  
'max_wildcard_table_size': 1280,  
'metrics_rate_limit_sec': 0,  
'min_wildcard_table_size': 32,  
'multi_out': True,  
'nd_neighbor_timeout': 30,  
'ofchannel_log': None,  
'packetin_pps': None,  
'slowpath_pps': None,  
'priority_offset': 0,  
'proactive_learn_v4': True,  
'proactive_learn_v6': True,  
'stack': None,  
'strict_packet_in_cookie': True,  
'table_sizes': OrderedDict(),  
'timeout': 300,  
'use_classification': False,  
'use_idle_timeout': False}]
```

3. Reload faucet

To apply this configuration we can reload faucet which will cause it to compute the difference between the old and new configuration and apply the minimal set of changes to the network in a hitless fashion (where possible).

```
sudo systemctl reload faucet
```

4. Check logs

To verify the configuration reload was successful we can check `/var/log/faucet/faucet.log` and make sure faucet successfully loaded the configuration we can check the faucet log file `/var/log/faucet/faucet.log`:

Listing 7: /var/log/faucet/faucet.log

```

faucet INFO      Loaded configuration from /etc/faucet/faucet.yaml
faucet INFO      Add new datapath DPID 1 (0x1)
faucet INFO      Add new datapath DPID 2 (0x2)
faucet INFO      configuration /etc/faucet/faucet.yaml changed, analyzing
↪differences
faucet INFO      Reconfiguring existing datapath DPID 1 (0x1)
faucet.valve INFO DPID 1 (0x1) skipping configuration because datapath not up
faucet INFO      Deleting de-configured DPID 2 (0x2)

```

If there were any issues (say faucet wasn't able to find a valid pathway from the old config to the new config) we could issue a faucet restart now which will cause a cold restart of the network.

Configure gauge

We will not need to edit the default gauge configuration that is shipped with faucet as it will be good enough to complete the rest of this tutorial. If you did need to modify it the path is /etc/faucet/gauge.yaml and the default configuration looks like:

Listing 8: gauge.yaml

```

---
# Recommended configuration is Prometheus for all monitoring, with all_dps: true
faucet_configs:
  - '/etc/faucet/faucet.yaml'
watchers:
  port_status_poller:
    type: 'port_state'
    all_dps: true
    # dps: ['sw1', 'sw2']
    db: 'prometheus'
  port_stats_poller:
    type: 'port_stats'
    all_dps: true
    # dps: ['sw1', 'sw2']
    interval: 10
    db: 'prometheus'
  flow_table_poller:
    type: 'flow_table'
    all_dps: true
    interval: 60
    db: 'prometheus'
dbs:
  prometheus:
    type: 'prometheus'
    prometheus_addr: '0.0.0.0'
    prometheus_port: 9303
ft_file:
  type: 'text'
  compress: true
  path: 'flow_tables'

```

This default configuration will setup a prometheus exporter listening on port 0.0.0.0:9303 and write all the different

kind of gauge metrics to this exporter.

We will however need to restart the current gauge instance so it can pick up our new faucet configuration:

```
sudo systemctl restart gauge
```

Connect your first datapath

Now that we've set up all the different components let's connect our first switch (which we call a `datapath`) to faucet. We will be using `Open vSwitch` for this which is a production-grade software switch with very good OpenFlow support.

1. Install Open vSwitch

```
sudo apt-get install openvswitch-switch
```

2. Add network namespaces to simulate hosts

We will use two linux network namespaces to simulate hosts and this will allow us to generate some traffic on our network.

First let's define some useful bash functions by copying and pasting the following definitions into our bash terminal:

```
# Run command inside network namespace
as_ns () {
    NAME=$1
    NETNS=faucet-{NAME}
    shift
    sudo ip netns exec {NETNS} $@
}
```

```
# Create network namespace
create_ns () {
    NAME=$1
    IP=$2
    NETNS=faucet-{NAME}
    sudo ip netns add {NETNS}
    sudo ip link add dev veth-{NAME} type veth peer name veth0 netns {NETNS}
    sudo ip link set dev veth-{NAME} up
    as_ns {NAME} ip link set dev lo up
    [ -n "{IP}" ] && as_ns {NAME} ip addr add dev veth0 {IP}
    as_ns {NAME} ip link set dev veth0 up
}
```

NOTE: all the tutorial helper functions can be defined by sourcing `helper-funcs` into your shell environment.

Now we will create `host1` and `host2` and assign them some IPs:

```
create_ns host1 192.168.0.1/24
create_ns host2 192.168.0.2/24
```

3. Configure Open vSwitch

We will now configure a single Open vSwitch bridge (which will act as our `datapath`) and add two ports to this bridge:

```
sudo ovs-vsctl add-br br0 \
-- set bridge br0 other-config:datapath-id=0000000000000001 \
```

(continues on next page)

(continued from previous page)

```
-- set bridge br0 other-config:disable-in-band=true \
-- set bridge br0 fail_mode=secure \
-- add-port br0 veth-host1 -- set interface veth-host1 ofport_request=1 \
-- add-port br0 veth-host2 -- set interface veth-host2 ofport_request=2 \
-- set-controller br0 tcp:127.0.0.1:6653 tcp:127.0.0.1:6654
```

The [Open vSwitch documentation](#) is very good if you wish to find out more about configuring Open vSwitch.

4. Verify datapath is connected to faucet

At this point everything should be working, we just need to verify that is the case. If we now load up some of the grafana dashboards we imported earlier, we should see the datapath is now listed in the `Faucet Inventory` dashboard.

If you don't see the new datapath listed you can look at the faucet log files `/var/log/faucet/faucet.log` or the Open vSwitch log `/var/log/openvswitch/ovs-vswitchd.log` for clues.

5. Generate traffic between virtual hosts

With `host1` and `host2` we can now test our network works and start generating some traffic which will show up in grafana.

Let's start simple with a ping:

```
as_ns host1 ping 192.168.0.2
```

If this test is successful this shows our Open vSwitch is forwarding traffic under faucet control, `/var/log/faucet/faucet.log` should now indicate those two hosts have been learnt:

Listing 9: `/var/log/faucet/faucet.log`

```
faucet.valve INFO      DPID 1 (0x1) L2 learned 22:a6:c7:20:ff:3b (L2 type 0x0806, L3↵
↵src 192.168.0.1, L3 dst 192.168.0.2) on Port 1 on VLAN 100 (1 hosts total)
faucet.valve INFO      DPID 1 (0x1) L2 learned 36:dc:0e:b2:a3:4b (L2 type 0x0806, L3↵
↵src 192.168.0.2, L3 dst 192.168.0.1) on Port 2 on VLAN 100 (2 hosts total)
```

We can also use `iperf` to generate a large amount of traffic which will show up on the `Port Statistics` dashboard in grafana, just select `sw1` as the `Datapath Name` and `All` for the `Port`.

```
sudo apt-get install iperf3
as_ns host1 iperf3 --server --pidfile /run/iperf3-host1.pid --daemon
as_ns host2 iperf3 --client 192.168.0.1
```

Further steps

Now that you know how to setup and run faucet in a self-contained virtual environment you can build on this tutorial and start to make more interesting topologies by adding more Open vSwitch bridges, ports and network namespaces. Check out the faucet [Configuration](#) document for more information on features you can turn on and off. In future we will publish additional tutorials on layer 3 routing, inter-VLAN routing, ACLs.

You can also easily add real hardware into the mix as well instead of using a software switch. See the [Vendor-specific Documentation](#) section for information on how to configure a wide variety of different vendor devices for faucet.

1.2.2 ACL tutorial

In the *Installing faucet for the first time* tutorial we covered how to install and set-up Faucet. Next we are going to introduce Access Control Lists (ACLs).

ETA: ~25 minutes.

Prerequisites

- Install Faucet - *Package installation* steps 1 & 2
- Install Open vSwitch - *Connect your first datapath* steps 1 & 2
- Useful Bash Functions - Copy and paste the following definitions into your bash terminal, or to make them persistent between sessions add them to the bottom of your `.bashrc` and run `source .bashrc`.

```
# Run command inside network namespace
as_ns () {
    NAME=$1
    NETNS=faucet-${NAME}
    shift
    sudo ip netns exec ${NETNS} $@
}
```

```
# Create network namespace
create_ns () {
    NAME=$1
    IP=$2
    NETNS=faucet-${NAME}
    sudo ip netns add ${NETNS}
    sudo ip link add dev veth-${NAME} type veth peer name veth0 netns $
↪{NETNS}
    sudo ip link set dev veth-${NAME} up
    as_ns ${NAME} ip link set dev lo up
    [ -n "${IP}" ] && as_ns ${NAME} ip addr add dev veth0 ${IP}
    as_ns ${NAME} ip link set dev veth0 up
}
```

Note

If not continuing on from the ‘Installing Faucet for first time tutorial’ to setup the hosts and switch run:

```
create_ns host1 192.168.0.1/24
create_ns host2 192.168.0.2/24
sudo ovs-vsctl add-br br0 \
-- set bridge br0 other-config:datapath-id=0000000000000001 \
-- set bridge br0 other-config:disable-in-band=true \
-- set bridge br0 fail_mode=secure \
-- add-port br0 veth-host1 -- set interface veth-host1 ofport_request=1 \
-- add-port br0 veth-host2 -- set interface veth-host2 ofport_request=2 \
-- set-controller br0 tcp:127.0.0.1:6653 tcp:127.0.0.1:6654
```

And the `faucet.yaml` configuration file looks like:

Listing 10: /etc/faucet/faucet.yaml

```

vlangs:
  office:
    vid: 100
    description: "office network"

dps:
  sw1:
    dp_id: 0x1
    hardware: "Open vSwitch"
    interfaces:
      1:
        name: "host1"
        description: "host2 network namespace"
        native_vlan: office
      2:
        name: "host2"
        description: "host2 network namespace"
        native_vlan: office

```

Overview

Faucet ACLs are made up of lists of rules. The order of the rules in the list denote the priority with the first rules being highest and last lowest. The first rule that matches a packet, will set the actions for the packet. Each of these lists has a name (e.g. 'block-ping'), and can be used on multiple port or VLAN 'acls_in' fields. Again these are applied in order so all of 'block-ping' rules will be higher than 'allow-all'.

Each rule contains two main items 'matches' and 'actions'. Matches are any packet field such as MAC/IP/transport source/destination fields. For a full list visit the [Ryu documentation](#). If no matches are specified, the rule will match all packets.

Actions are used to control what the packet does, for example normal L2 forwarding ('allow'), apply a 'meter' to rate limit traffic, and manipulation of the packet contents and output destination. The full list is available in the [Meters](#) section of the documentation.

The example below has defined two ACLs 'block-ping' & 'allow-all' these can be used on any and multiple ports or VLANs (more on VLANs later) using the 'acls_in' key. The block-ping ACL has two rules, one to block ICMP on IPv4 and another for ICMPv6 on IPv6. The allow-all ACL has one rule, which specifies no match fields, and therefore matches all packets, and the action 'allow'. The 'allow' action is a boolean, if it's True allow the packet to continue through the Faucet pipeline, if False drop the packet. 'allow' can be used in conjunction with the other actions to let the traffic flow with the expected layer 2 forwarding behaviour AND be mirrored to another port. The default 'allow' for ACLs is False (i.e. drop the packet). ACL rules will need to define 'allow: True' for those packets that are to be forwarded.

Network setup

We are going to create the following network:

First we will add two new hosts to our network:

```

create_ns host3 192.168.0.3/24
create_ns host4 192.168.0.4/24

```

And connect them to br0

```
sudo ovs-vsctl add-port br0 veth-host3 -- set interface veth-host3 ofport_request=3 \  
-- add-port br0 veth-host4 -- set interface veth-host4 ofport_request=4
```

The configuration below will block ICMP on traffic coming in on port 3, and allow everything else. Add this to `/etc/faucet/faucet.yaml` below the `dps`.

Listing 11: `/etc/faucet/faucet.yaml`

```
3:  
  name: "host3"  
  native_vlan: office  
  acls_in: [block-ping, allow-all]  
4:  
  name: "host4"  
  native_vlan: office  
acls:  
  block-ping:  
    - rule:  
      dl_type: 0x800      # IPv4  
      ip_proto: 1        # ICMP  
      actions:  
        allow: False  
    - rule:  
      dl_type: 0x86dd    # IPv6  
      ip_proto: 58      # ICMPv6  
      actions:  
        allow: False  
  allow-all:  
    - rule:  
      actions:  
        allow: True
```

Now tell Faucet to reload its configuration, this can be done by restarting the application. But a better way is to send Faucet a `SIGHUP` signal.

```
check_faucet_config /etc/faucet/faucet.yaml
```

```
sudo systemctl reload faucet
```

Pings to/from host3 should now fail:

```
as_ns host1 ping 192.168.0.3
```

But the other three hosts should be fine:

```
as_ns host1 ping 192.168.0.2  
as_ns host1 ping 192.168.0.4
```

ACL actions

Mirroring

Mirroring traffic is useful if we want to send it to an out of band NFV service (e.g. Intrusion Detection System, packet capture a port or VLAN). To do this Faucet provides two ACL actions: `mirror` & `output`.

The mirror action copies the packet, before any modifications, to the specified port.

Note

Mirroring is done in input direction only.

Let's add the mirror action to our block-ping ACL `/etc/faucet/faucet.yaml`

Listing 12: `/etc/faucet/faucet.yaml`

```
...
block-ping:
  - rule:
    dl_type: 0x800
    ip_proto: 1
    actions:
      allow: False
      mirror: 4
  - rule:
    dl_type: 0x86dd
    ip_proto: 58
    actions:
      allow: False
      mirror: 4
```

And again send the sighup signal to Faucet

```
sudo systemctl reload faucet
```

To check this we will ping from host1 to host3, while performing a tcpdump on host4 who should receive the ping replies. It is a good idea to run each from a different terminal (screen, tmux, ...)

```
as_ns host4 tcpdump -l -e -n -i veth0
```

```
as_ns host1 ping 192.168.0.3
```

Ping should have 100% packet loss.

```
$ as_ns host4 tcpdump -l -e -n -i veth0
```

```
tcpdump: verbose output suppressed, use -v or -vv for full protocol decode
listening on veth0, link-type EN10MB (Ethernet), capture size 262144 bytes
13:24:36.848331 2e:d4:1a:ca:54:4b > 06:5f:14:fc:47:02, ethertype IPv4 (0x0800), length 64
↪98: 192.168.0.3 > 192.168.0.1: ICMP echo reply, id 23660, seq 16, length 64
13:24:37.857024 2e:d4:1a:ca:54:4b > 06:5f:14:fc:47:02, ethertype IPv4 (0x0800), length 64
↪98: 192.168.0.3 > 192.168.0.1: ICMP echo reply, id 23660, seq 17, length 64
13:24:38.865005 2e:d4:1a:ca:54:4b > 06:5f:14:fc:47:02, ethertype IPv4 (0x0800), length 64
↪98: 192.168.0.3 > 192.168.0.1: ICMP echo reply, id 23660, seq 18, length 64
13:24:39.873377 2e:d4:1a:ca:54:4b > 06:5f:14:fc:47:02, ethertype IPv4 (0x0800), length 64
↪98: 192.168.0.3 > 192.168.0.1: ICMP echo reply, id 23660, seq 19, length 64
13:24:40.881129 2e:d4:1a:ca:54:4b > 06:5f:14:fc:47:02, ethertype IPv4 (0x0800), length 64
↪98: 192.168.0.3 > 192.168.0.1: ICMP echo reply, id 23660, seq 20, length 64
```

Output

There is also the ‘output’ action which can be used to achieve the same thing.

Listing 13: /etc/faucet/faucet.yaml

```
block-ping:
- rule:
  dl_type: 0x800
  ip_proto: 1
  actions:
    allow: False
    output:
      - port: 4
- rule:
  dl_type: 0x86dd
  ip_proto: 58
  actions:
    allow: False
    output:
      - port: 4
```

The output action also allows us to change the packet by setting fields (mac/ip addresses, ...), VLAN operations (push/pop/swap VLANs). It can be used in conjunction with the other actions, e.g. output directly but do not allow through the Faucet pipeline (allow: false).

Let’s create a new ACL for host2’s port that will change the MAC source address.

Listing 14: /etc/faucet/faucet.yaml

```
dps:
  sw1:
    ...
    2:
      name: "host2"
      description: "host2 network namespace"
      native_vlan: office
      acls_in: [rewrite-mac, allow-all]
    ...
acls:
  rewrite-mac:
    - rule:
      actions:
        allow: True
        output:
          - set_fields:
            - eth_src: "00:00:00:00:00:02"
    ...
```

Again reload Faucet.

Start tcpdump on host1

```
as_ns host1 tcpdump -l -e -n -i veth0
```

Ping host1 from host2

```
as_ns host2 ping 192.168.0.1
```

Here we can see ICMP echo requests are coming from the MAC address “00:00:00:00:00:02” that we set in our output ACL. (The reply is destined to the actual MAC address of host2 thanks to ARP).

```
tcpdump: verbose output suppressed, use -v or -vv for full protocol decode

listening on veth0, link-type EN10MB (Ethernet), capture size 262144 bytes
13:53:41.248235 00:00:00:00:00:02 > 06:5f:14:fc:47:02, ethertype IPv4 (0x0800), length 64
↪98: 192.168.0.2 > 192.168.0.1: ICMP echo request, id 23711, seq 1, length 64
13:53:41.248283 06:5f:14:fc:47:02 > ce:bb:23:ce:d5:a0, ethertype IPv4 (0x0800), length 64
↪98: 192.168.0.1 > 192.168.0.2: ICMP echo reply, id 23711, seq 1, length 64
13:53:42.247106 00:00:00:00:00:02 > 06:5f:14:fc:47:02, ethertype IPv4 (0x0800), length 64
↪98: 192.168.0.2 > 192.168.0.1: ICMP echo request, id 23711, seq 2, length 64
13:53:42.247154 06:5f:14:fc:47:02 > ce:bb:23:ce:d5:a0, ethertype IPv4 (0x0800), length 64
↪98: 192.168.0.1 > 192.168.0.2: ICMP echo reply, id 23711, seq 2, length 64
13:53:43.249726 00:00:00:00:00:02 > 06:5f:14:fc:47:02, ethertype IPv4 (0x0800), length 64
↪98: 192.168.0.2 > 192.168.0.1: ICMP echo request, id 23711, seq 3, length 64
13:53:43.249757 06:5f:14:fc:47:02 > ce:bb:23:ce:d5:a0, ethertype IPv4 (0x0800), length 64
↪98: 192.168.0.1 > 192.168.0.2: ICMP echo reply, id 23711, seq 3, length 64
13:53:44.248713 00:00:00:00:00:02 > 06:5f:14:fc:47:02, ethertype IPv4 (0x0800), length 64
↪98: 192.168.0.2 > 192.168.0.1: ICMP echo request, id 23711, seq 4, length 64
13:53:44.248738 06:5f:14:fc:47:02 > ce:bb:23:ce:d5:a0, ethertype IPv4 (0x0800), length 64
↪98: 192.168.0.1 > 192.168.0.2: ICMP echo reply, id 23711, seq 4, length 64
```

With the output action we could also use it to mirror traffic to a NFV server (like our fake mirror output action above), and use a VLAN tag to identify what port the traffic originated on on the switch. To do this we will use both the ‘port’ & ‘vlan_vid’ output fields.

Listing 15: /etc/faucet/faucet.yaml

```
block-ping:
  - rule:
    dl_type: 0x800
    ip_proto: 1
    actions:
      allow: False
      output:
        - vlan_vid: 3
        - port: 4
  - rule:
    dl_type: 0x86dd
    ip_proto: 58
    actions:
      allow: False
      output:
        - vlan_vid: 3
        - port: 4
```

Again reload Faucet, start a tcpdump on host4, and ping from host1 to host3. Ping should still not be allowed through and the tcpdump output should be similar to below (Note the 802.1Q tag and VLAN 3):

```
$ as_ns host4 tcpdump -l -e -n -i veth0
```

(continues on next page)

(continued from previous page)

```

tcpdump: verbose output suppressed, use -v or -vv for full protocol decode
listening on veth0, link-type EN10MB (Ethernet), capture size 262144 bytes
14:14:15.285329 2e:d4:1a:ca:54:4b > 06:5f:14:fc:47:02, ethertype 802.1Q (0x8100), length 102, vlan 3, p 0, ethertype IPv4, 192.168.0.3 > 192.168.0.1: ICMP echo reply, id 23747, seq 1, length 64
14:14:16.293016 2e:d4:1a:ca:54:4b > 06:5f:14:fc:47:02, ethertype 802.1Q (0x8100), length 102, vlan 3, p 0, ethertype IPv4, 192.168.0.3 > 192.168.0.1: ICMP echo reply, id 23747, seq 2, length 64
14:14:17.300898 2e:d4:1a:ca:54:4b > 06:5f:14:fc:47:02, ethertype 802.1Q (0x8100), length 102, vlan 3, p 0, ethertype IPv4, 192.168.0.3 > 192.168.0.1: ICMP echo reply, id 23747, seq 3, length 64

```

1.2.3 VLAN tutorial

Next we are going to introduce VLANs.

ETA: ~30 mins.

Prerequisites

- Install Faucet - *Package installation* steps 1 & 2
- Install Open vSwitch - *Connect your first datapath* steps 1 & 2
- Useful Bash Functions - Copy and paste the following definitions into your bash terminal, or to make them persistent between sessions add them to the bottom of your `.bashrc` and run `'source .bashrc'`.

```

# Run command inside network namespace
as_ns () {
    NAME=$1
    NETNS=faucet-{NAME}
    shift
    sudo ip netns exec {NETNS} $@
}

```

```

# Create network namespace
create_ns () {
    NAME=$1
    IP=$2
    NETNS=faucet-{NAME}
    sudo ip netns add {NETNS}
    sudo ip link add dev veth-{NAME} type veth peer name veth0 netns ${NETNS}
    sudo ip link set dev veth-{NAME} up
    as_ns {NAME} ip link set dev lo up
    [ -n "{IP}" ] && as_ns {NAME} ip addr add dev veth0 {IP}
    as_ns {NAME} ip link set dev veth0 up
}

```

```

# Clean up namespaces, bridges and processes created during faucet tutorial
cleanup () {
    for NETNS in $(sudo ip netns list | grep "faucet-" | awk '{print $1}');

```

(continues on next page)

(continued from previous page)

```

do
    [ -n "${NETNS}" ] || continue
    NAME=${NETNS#faucet-}
    if [ -f "/run/dhclient-${NAME}.pid" ]; then
        # Stop dhclient
        sudo pkill -F "/run/dhclient-${NAME}.pid"
    fi
    if [ -f "/run/iperf3-${NAME}.pid" ]; then
        # Stop iperf3
        sudo pkill -F "/run/iperf3-${NAME}.pid"
    fi
    if [ -f "/run/bird-${NAME}.pid" ]; then
        # Stop bird
        sudo pkill -F "/run/bird-${NAME}.pid"
    fi
    # Remove netns and veth pair
    sudo ip link delete veth-${NAME}
    sudo ip netns delete ${NETNS}
done
for isl in $(ip -o link show | awk -F': ' '{print $2}' | grep -oE "^\-br[0-9](_[0-9]*)?-br[0-9](_[0-9]*)?"); do
    # Delete inter-switch links
    sudo ip link delete dev $isl 2>/dev/null || true
done
for DNSMASQ in /run/dnsmasq-vlan*.pid; do
    [ -e "${DNSMASQ}" ] || continue
    # Stop dnsmasq
    sudo pkill -F "${DNSMASQ}"
done
# Remove faucet dataplane connection
sudo ip link delete veth-faucet 2>/dev/null || true
# Remove openvswitch bridges
sudo ovs-vsctl --if-exists del-br br0
sudo ovs-vsctl --if-exists del-br br1
sudo ovs-vsctl --if-exists del-br br2
sudo ovs-vsctl --if-exists del-br br3
}

```

```

# Add tagged VLAN interface to network namespace
add_tagged_interface () {
    NAME=$1
    VLAN=$2
    IP=$3
    NETNS=faucet-${NAME}
    as_ns ${NAME} ip link add link veth0 name veth0.${VLAN} type vlan id $
    ↪{VLAN}
    [ -n "${IP}" ] && as_ns ${NAME} ip addr add dev veth0.${VLAN} ${IP}
    as_ns ${NAME} ip link set dev veth0.${VLAN} up
    as_ns ${NAME} ip addr flush dev veth0
}

```

Overview

In this tutorial we will look at how to do the following tasks using Faucet:

- Use VLANs to segment traffic.
- Create VLAN Trunks.
- Apply an ACL to an entire VLAN.

Note

We cover *Routing between VLANs* in a later tutorial.

A port can be in several VLAN modes:

1. Native - where packets come into the switch with no 802.1Q tag.
2. Tagged - where packets come into the switch with a 802.1Q tag.
3. Mixed - where both native and tagged packets appear on the same port.

If a packet comes in with a tag for a VLAN that the port is not configured for it will be dropped.

Configuring VLANs

To demonstrate these tasks we will use a demo network where a single switch br0 connects to 9 hosts.

Ports 1, 2, 5, 6 will be native (untagged) ports. While ports 3, 4, 7, 8, and 9 will be tagged ports.

Here is the structure of the demo setup.

Tip

Keep this diagram nearby to simplify following the rest of the tutorial.

Network setup

Let's start. Keep host1, host2 on the native VLAN 100 (office VLAN) as in the first and second tutorials.

Note

To create the hosts and switch again run

```
cleanup
create_ns host1 192.168.0.1/24
create_ns host2 192.168.0.2/24
sudo ovs-vsctl add-br br0 \
-- set bridge br0 other-config:datapath-id=0000000000000001 \
-- set bridge br0 other-config:disable-in-band=true \
-- set bridge br0 fail_mode=secure \
-- add-port br0 veth-host1 -- set interface veth-host1 ofport_request=1 \
-- add-port br0 veth-host2 -- set interface veth-host2 ofport_request=2 \
-- set-controller br0 tcp:127.0.0.1:6653 tcp:127.0.0.1:6654
```

Then add the following hosts with the corresponding VLAN:

- Assign host3 and host4 a VLAN interface (vid:100) as they are on a tagged port.

```
create_ns host3 0.0.0.0
create_ns host4 0.0.0.0
add_tagged_interface host3 100 192.168.0.3/24
add_tagged_interface host4 100 192.168.0.4/24
```

- Assign host5 and host6 an IP address from the VLAN 200 range.

```
create_ns host5 192.168.2.5/24
create_ns host6 192.168.2.6/24
```

- Assign host7 and host8 a VLAN interface (vid:300) as they are on a tagged port.

```
create_ns host7 0.0.0.0
create_ns host8 0.0.0.0
add_tagged_interface host7 300 192.168.3.7/24
add_tagged_interface host8 300 192.168.3.8/24
```

- Add host9 to all VLANs (100, 200, 300) to work as a NFV host.

```
create_ns host9 0.0.0.0
add_tagged_interface host9 100 192.168.0.9/24
add_tagged_interface host9 200 192.168.2.9/24
add_tagged_interface host9 300 192.168.3.9/24
```

Then connect all the hosts to the switch (br0)

```
sudo ovs-vsctl add-port br0 veth-host3 -- set interface veth-host3 ofport_request=3 \
-- add-port br0 veth-host4 -- set interface veth-host4 ofport_request=4 \
-- add-port br0 veth-host5 -- set interface veth-host5 ofport_request=5 \
-- add-port br0 veth-host6 -- set interface veth-host6 ofport_request=6 \
-- add-port br0 veth-host7 -- set interface veth-host7 ofport_request=7 \
-- add-port br0 veth-host8 -- set interface veth-host8 ofport_request=8 \
-- add-port br0 veth-host9 -- set interface veth-host9 ofport_request=9
```

Now we have everything to start working with faucet through its configuration file. Each time we will only need to change the configuration file and restart faucet (or send it HUP signal to reload the configuration file).

Basic VLAN settings

Change `/etc/faucet/faucet.yaml` to reflect our setting.

Listing 16: `/etc/faucet/faucet.yaml`

```
vlan:
  vlan100:
    vid: 100
  vlan200:
    vid: 200
  vlan300:
    vid: 300
dps:
```

(continues on next page)

```
sw1:
  dp_id: 0x1
  hardware: "Open vSwitch"
  interfaces:
    1:
      name: "host1"
      description: "host2 network namespace"
      native_vlan: vlan100
    2:
      name: "host2"
      description: "host2 network namespace"
      native_vlan: vlan100
    3:
      name: "host3"
      tagged_vlans: [vlan100]
    4:
      name: "host4"
      tagged_vlans: [vlan100]
    5:
      name: "host5"
      native_vlan: vlan200
    6:
      name: "host6"
      native_vlan: vlan200
    7:
      name: "host7"
      tagged_vlans: [vlan300]
    8:
      name: "host8"
      tagged_vlans: [vlan300]
    9:
      name: "host9"
      tagged_vlans: [vlan100, vlan200, vlan300]
```

Send SIGHUP signal to reload the configuration file, and check how its log the new configuration in `/var/log/faucet/faucet.log`

```
sudo systemctl reload faucet
cat /var/log/faucet/faucet.log
```

Let's do the following simple tests:

1. Ping between hosts in the same VLAN (all should work)

```
as_ns host1 ping 192.168.0.2
as_ns host3 ping 192.168.0.4
as_ns host5 ping 192.168.2.6
as_ns host7 ping 192.168.3.8
```

2. Ping between hosts in the same VLAN where the one host is native and the other is tagged should work also. In particular between host1 (native VLAN 100) to host3 (tagged VLAN 100).

```
as_ns host1 ping 192.168.0.3
```

3. Ping between hosts in different VLANs should fail. To test that let's add the IP address 192.168.0.5 to host5 (native VLAN 200) and try to ping it from host1 (native VLAN 100).

```
as_ns host5 ip address add 192.168.0.5 dev veth0
as_ns host1 ping 192.168.0.5
```

4. Now we can test the trunk link to host9 from different VLANs (all should work)

```
as_ns host1 ping 192.168.0.9
as_ns host3 ping 192.168.0.9
as_ns host5 ping 192.168.2.9
as_ns host7 ping 192.168.3.9
```

VLAN ACL

Let's apply an ACL on a particular VLAN (e.g. VLAN 300). We will block any ICMP packets on VLAN 300. First create an ACL to block the ping. Open `/etc/faucet/faucet.yaml` and add the 'acls' section.

Listing 17: `/etc/faucet/faucet.yaml`

```
acls:
  block-ping:
    - rule:
      dl_type: 0x800      # IPv4
      ip_proto: 1        # ICMP
      actions:
        allow: False
    - rule:
      dl_type: 0x86dd    # IPv6
      ip_proto: 58       # ICMPv6
      actions:
        allow: False
```

Then apply this ACL on VLAN 300.

Listing 18: `/etc/faucet/faucet.yaml`

```
vlan300:
  vid: 300
  acls_in: [block-ping] # Apply ACL only on vlan300
```

Just before we reload the configuration file. Let's verify that pinging is working between hosts in VLAN 300.

```
as_ns host7 ping 192.168.3.8
```

Now let's apply the configuration, send SIGHUP signal to reload the configuration file.

```
sudo systemctl reload faucet
```

Now if you try to ping from host7 and host8, it will not work as it is specified by their VLAN ACL.

```
as_ns host7 ping 192.168.3.8
```

1.2.4 Routing tutorial

This tutorial will cover routing with Faucet.

There are three types of routing we can use.

- Inter-VLAN routing
- Static routing
- BGP via an external application (Quagga, Bird, EXABGP, etc)

Prerequisites

- Install Faucet - *Package installation* steps 1 & 2
- Install Open vSwitch - *Connect your first datapath* steps 1 & 2
- Useful Bash Functions - Copy and paste the following definitions into your bash terminal, or to make them persistent between sessions add them to the bottom of your `.bashrc` and run `'source .bashrc'`.

```
# Run command inside network namespace
as_ns () {
    NAME=$1
    NETNS=faucet-{NAME}
    shift
    sudo ip netns exec {NETNS} $@
}
```

```
# Create network namespace
create_ns () {
    NAME=$1
    IP=$2
    NETNS=faucet-{NAME}
    sudo ip netns add {NETNS}
    sudo ip link add dev veth-{NAME} type veth peer name veth0 netns $
↳{NETNS}
    sudo ip link set dev veth-{NAME} up
    as_ns {NAME} ip link set dev lo up
    [ -n "{IP}" ] && as_ns {NAME} ip addr add dev veth0 {IP}
    as_ns {NAME} ip link set dev veth0 up
}
```

```
# Clean up namespaces, bridges and processes created during faucet tutorial
cleanup () {
    for NETNS in $(sudo ip netns list | grep "faucet-" | awk '{print $1}');
↳do
        [ -n "{NETNS}" ] || continue
        NAME={NETNS}#faucet-
        if [ -f "/run/dhclient-{NAME}.pid" ]; then
            # Stop dhclient
            sudo kill -F "/run/dhclient-{NAME}.pid"
        fi
}
```

(continues on next page)

(continued from previous page)

```

if [ -f "/run/iperf3-${NAME}.pid" ]; then
    # Stop iperf3
    sudo pkill -F "/run/iperf3-${NAME}.pid"
fi
if [ -f "/run/bird-${NAME}.pid" ]; then
    # Stop bird
    sudo pkill -F "/run/bird-${NAME}.pid"
fi
# Remove netns and veth pair
sudo ip link delete veth-${NAME}
sudo ip netns delete ${NETNS}
done
for isl in $(ip -o link show | awk -F': ' '{print $2}' | grep -oE "^1-
↪br[0-9](_[0-9]*)?-br[0-9](_[0-9]*)?"); do
    # Delete inter-switch links
    sudo ip link delete dev $isl 2>/dev/null || true
done
for DNSMASQ in /run/dnsmasq-vlan*.pid; do
    [ -e "${DNSMASQ}" ] || continue
    # Stop dnsmasq
    sudo pkill -F "${DNSMASQ}"
done
# Remove faucet dataplane connection
sudo ip link delete veth-faucet 2>/dev/null || true
# Remove openvswitch bridges
sudo ovs-vsctl --if-exists del-br br0
sudo ovs-vsctl --if-exists del-br br1
sudo ovs-vsctl --if-exists del-br br2
sudo ovs-vsctl --if-exists del-br br3
}

```

- Run the cleanup script to remove old namespaces and switches:

```
cleanup
```

Routing between VLANs

Let's start with a single switch connected to two hosts in two different VLANs.

```

create_ns host1 10.0.0.1/24
create_ns host2 10.0.1.2/24
sudo ovs-vsctl add-br br0 \
-- set bridge br0 other-config:datapath-id=0000000000000001 \
-- set bridge br0 other-config:disable-in-band=true \
-- set bridge br0 fail_mode=secure \
-- add-port br0 veth-host1 -- set interface veth-host1 ofport_request=1 \
-- add-port br0 veth-host2 -- set interface veth-host2 ofport_request=2 \
-- set-controller br0 tcp:127.0.0.1:6653 tcp:127.0.0.1:6654

```

In this section we will be using faucet as a gateway for our two hosts and using faucet to route between them. To do this we are going to need to give faucet an IP address on the network. This is accomplished with by using two new options that we haven't seen before:

faucet_vips	The IP address for Faucet's routing interface on this VLAN. Multiple IP addresses (IPv4 & IPv6) can be used.
faucet_mac	The MAC address of Faucet's routing interface on this VLAN.

Let's add the following faucet configuration which makes use of these options.

Listing 19: /etc/faucet/faucet.yaml

```
vlan:
  vlan100:
    vid: 100
    faucet_vips: ["10.0.0.254/24"] # Faucet's virtual IP address for vlan100
    faucet_mac: "00:00:00:00:00:11"
  vlan200:
    vid: 200
    faucet_vips: ["10.0.1.254/24"] # Faucet's virtual IP address for vlan200
    faucet_mac: "00:00:00:00:00:22"
dps:
  sw1:
    dp_id: 0x1
    hardware: "Open vSwitch"
    interfaces:
      1:
        name: "host1"
        description: "host1 network namespace"
        native_vlan: vlan100
      2:
        name: "host2"
        description: "host2 network namespace"
        native_vlan: vlan200
```

Now let's signal faucet to reload the configuration file.

```
sudo systemctl reload faucet
```

Add a default route on each host to set the gateway to the value we used for `faucet_vips` above.

```
as_ns host1 ip route add default via 10.0.0.254 dev veth0
as_ns host2 ip route add default via 10.0.1.254 dev veth0
```

By default traffic between our two hosts will be dropped since they are in different VLANs with different subnets. We can show that by doing the following:

```
as_ns host1 ping 10.0.1.2
```

We can change this by enabling inter-VLAN routing between these two VLANs. In faucet you do this by creating a router and specifying which VLANs can route between each other.

In our case we want to enable routing between VLAN 100 and VLAN 200 so we add the following to our configuration file.

Listing 20: /etc/faucet/faucet.yaml

```

routers:
  router-1:                               # Router name
    vlans: [vlan100, vlan200]           # Names of vlans to allow routing between

```

Reload faucet to enable inter-VLAN routing.

```
sudo systemctl reload faucet
```

Our ping before from host1 to host2 should now work (the first few packets may get lost as faucet needs to resolve the MAC address of the next hop with ARP).

```
as_ns host1 ping 10.0.1.2
```

Inter-VLAN routing by default will allow all traffic to pass between VLANs, if we wanted to change this and restrict communication to a few different IP addresses or TCP/UDP ports, we could apply a VLAN ACL to each VLAN to limit the types of traffic that may pass and what should be dropped.

Static routing

For this we will set-up a Faucet switch with three hosts. One of these hosts will act like a server.

Run the cleanup script to remove old namespaces and switches.

```
cleanup
```

Create 3 hosts, in 2 different subnets:

```

create_ns host1 10.0.0.1/24
create_ns host2 10.0.0.2/24
create_ns server 10.0.1.1/24

```

Add a default route for each host to the gateway which is faucet's virtual IP address.

```

as_ns host1 ip route add default via 10.0.0.254
as_ns host2 ip route add default via 10.0.0.254
as_ns server ip route add default via 10.0.1.254

```

Create the bridge and add host1, host2 and the server to br0.

```

sudo ovs-vsctl add-br br0 \
-- set bridge br0 other-config:datapath-id=0000000000000001 \
-- set bridge br0 other-config:disable-in-band=true \
-- set bridge br0 fail_mode=secure \
-- add-port br0 veth-host1 -- set interface veth-host1 ofport_request=1 \
-- add-port br0 veth-host2 -- set interface veth-host2 ofport_request=2 \
-- add-port br0 veth-server -- set interface veth-server ofport_request=3 \
-- set-controller br0 tcp:127.0.0.1:6653 tcp:127.0.0.1:6654

```

For this Faucet configuration we will start from scratch. First we need to define 2 VLANs one for hosts and one for servers. We will also note that inside the configuration for the servers VLAN we see a static route that routes the subnet 192.0.2.0/24 to the server namespace (10.0.1.1).

Listing 21: /etc/faucet/faucet.yaml

```
vlans:
  hosts:
    vid: 100
    description: "vlan for clients"
    faucet_mac: "00:00:00:00:00:11"
    faucet_vips: ["10.0.0.254/24"]

  servers:
    vid: 200
    description: "vlan for servers"
    faucet_mac: "00:00:00:00:00:22"
    faucet_vips: ["10.0.1.254/24"]
    routes:
      - route:
          ip_dst: "192.0.2.0/24"
          ip_gw: '10.0.1.1'

routers:
  router-hosts-servers:
    vlans: [hosts, servers]

dps:
  br0:
    dp_id: 0x1
    hardware: "Open vSwitch"
    interfaces:
      1:
        name: "host1"
        description: "host1 network namespace"
        native_vlan: hosts
      2:
        name: "host2"
        description: "host2 network namespace"
        native_vlan: hosts
      3:
        name: "server"
        description: "server network namespace"
        native_vlan: servers
```

Reload Faucet to apply the new configuration.

```
sudo systemctl reload faucet
```

We can verify the inter-VLAN Routing is working by pinging the IP address of the server namespace:

```
as_ns host1 ping 10.0.1.1
```

We also need to add an additional IP alias to server to test the static route works.

```
as_ns server ip address add 192.0.2.1/24 dev veth0
```

And we should now be able to ping our IP alias.

```
as_ns host1 ping 192.0.2.1
```

BGP routing

For this section we are going to change our static routes from above into BGP routes.

BGP (and other routing) is provided by a NFV service, here we will use **BIRD**. Other applications such as ExaBGP & Quagga could be used. Faucet imports all routes provided by this NFV service. This means we can use our service for other routing protocols (OSPF, RIP, etc) and apply filtering using the service's policy language.

Setup

Our data plane will end up looking like below, you may notice how we have the Faucet application connected to the control plane and dataplane.

Remove the following lines from `/etc/faucet/faucet.yaml` to remove the static route from faucet:

Listing 22: `/etc/faucet/faucet.yaml`

```
routes:
  - route:
      ip_dst: "192.0.2.0/24"
      ip_gw: '10.0.1.1'
```

Reload Faucet

```
sudo systemctl reload faucet
```

Verify that we can no longer ping the address we were previously static routing.

```
as_ns host1 ping 192.0.2.1
```

Let's add a new network namespace to run BIRD

```
create_ns bgp 10.0.1.2/24
sudo ovs-vsctl add-port br0 veth-bgp -- set interface veth-bgp ofport_request=4
```

Next we will add a dataplane connection for Faucet so that it can communicate with BIRD running on the bgp namespace.

```
sudo ip link add veth-faucet type veth peer name veth-faucet-ovs
sudo ovs-vsctl add-port br0 veth-faucet-ovs -- set interface veth-faucet-ovs ofport_
↪request=5
sudo ip addr add 10.0.1.3/24 dev veth-faucet
sudo ip link set veth-faucet up
sudo ip link set veth-faucet-ovs up
```

Now install BIRD on the system and stop it from running:

```
sudo apt-get install bird
sudo systemctl stop bird
sudo systemctl stop bird6
```

To configure BIRD add the following to `/etc/bird/bird.conf`, this will create a simple routing setup where BIRD originates a static route for 192.0.2.0/24 and sends this to faucet over BGP.

Listing 23: /etc/bird/bird.conf

```

protocol kernel {
    scan time 60;
    import none;
}

protocol device {
    scan time 60;
}

# Generate static route inside bird
protocol static {
    route 192.0.2.0/24 via 10.0.1.1;
}

# BGP peer with faucet
# Import all routes and export our static route
protocol bgp faucet {
    local as 65001;
    neighbor 10.0.1.3 port 9179 as 65000;
    export all;
    import all;
}

```

We can now start BIRD inside the bgp namespace:

```
as_ns bgp bird -P /run/bird-bgp.pid
```

We'll configure Faucet to talk to BIRD by adding BGP configuration to `/etc/faucet/faucet.yaml`. Add the following to the routers section.

Listing 24: /etc/faucet/faucet.yaml

```

routers:
  ...
  bird:
    bgp:
      vlan: servers                # The VLAN faucet use for BGP
      as: 65000                    # Faucet's AS number
      port: 9179                  # BGP port for Faucet to listen on.
      routerid: '10.0.1.3'        # Faucet's Unique ID.
      server_addresses: ['10.0.1.3'] # Faucet's listen IP for BGP
      neighbor_addresses: ['10.0.1.2'] # Neighbouring IP addresses (IPv4/IPv6)
      neighbor_as: 65001          # Neighbour's AS number

```

And finally add the port configuration for the Faucet data plane interface (veth-faucet0).

Listing 25: /etc/faucet/faucet.yaml

```

dps:
  br0:
    ...
    interfaces:

```

(continues on next page)

(continued from previous page)

```

...
4:
  name: "bgp"
  description: "BIRD BGP router"
  native_vlan: servers
5:
  name: "faucet"
  description: "faucet dataplane connection"
  native_vlan: servers

```

Now reload Faucet.

```
sudo systemctl reload faucet
```

We can use the command line tool `birdc` to query the status of our peering connection, we should see that it is now established:

```
as_ns bgp birdc show protocols all faucet
```

name	proto	table	state	since	info		
faucet	BGP	master	up	13:25:38	Established		
Preference:		100					
Input filter:		ACCEPT					
Output filter:		ACCEPT					
Routes:		1 imported, 1 exported, 1 preferred					
Route change stats:			received	rejected	filtered	ignored	accepted
Import updates:			1	0	0	0	1
Import withdraws:			0	0	---	0	0
Export updates:			2	1	0	---	1
Export withdraws:			0	---	---	---	0
BGP state:		Established					
Neighbor address:		10.0.1.3					
Neighbor AS:		65000					
Neighbor ID:		10.0.1.3					
Neighbor caps:		AS4					
Session:		external AS4					
Source address:		10.0.1.2					
Hold timer:		185/240					
Keepalive timer:		57/80					

Using `birdc` we can also check what routes are being exported to faucet:

```
as_ns bgp birdc show route export faucet
```

```
192.0.2.0/24      via 10.0.1.1 on veth0 [static1 13:25:34] * (200)
```

And which routes bird receives from faucet:

```
as_ns bgp birdc show route protocol faucet
```

```
10.0.1.0/24      via 10.0.1.254 on veth0 [faucet 13:25:38 from 10.0.1.3] * (100) [i]
```

In `/var/log/faucet/faucet.log` we should now see log messages relating to BGP:

Listing 26: /var/log/faucet/faucet.log

```

Jan 16 13:25:17 faucet      INFO      Reloading configuration
Jan 16 13:25:17 faucet      INFO      configuration /etc/faucet/faucet.yaml changed,
↳analyzing differences
Jan 16 13:25:17 faucet      INFO      Add new datapath DPID 1 (0x1)
Jan 16 13:25:17 faucet      INFO      Adding BGP speaker key DP ID: 1, VLAN VID: 200, IP
↳version: 4 for VLAN servers vid:200 untagged: Port 3,Port 4,Port 5
Jan 16 13:25:38 faucet      INFO      BGP peer router ID 10.0.1.2 AS 65001 up
Jan 16 13:25:38 faucet      INFO      BGP add 192.0.2.0/24 nexthop 10.0.1.1
Jan 16 13:25:42 faucet.valve INFO      DPID 1 (0x1) br0 resolving 10.0.1.1 (1 flows) on
↳VLAN 200
Jan 16 13:25:42 faucet.valve INFO      DPID 1 (0x1) br0 Adding new route 192.0.2.0/24 via
↳10.0.1.1 (aa:97:cd:33:74:a9) on VLAN 200

```

Once confirming the BGP connection is up between BIRD and faucet and the correct routes are being advertised, we should now be able to ping the IP alias on the server namespace again:

```
as_ns host1 ping 192.0.2.1
```

1.2.5 Connection tracking tutorial

This tutorial will cover the use of the OVS connection tracking system (aka *conntrack*) in conjunction with Faucet.

We will explore using the *conntrack* module to implement:

- Stateful firewall rules via *conntrack* ACLs
- Source Network Address Translation (sNAT)

Prerequisites

- A basic understanding of OVS connection tracking concepts. The [OVS Conntrack Tutorial](#) is a good starting point.
- A good understanding of the previous tutorial topics ([ACL tutorial](#), [VLAN tutorial](#), [Routing tutorial](#))
- Install Faucet - [Package installation](#) steps 1 & 2
- Install Open vSwitch - [Connect your first datapath](#) steps 1 & 2
- Install the *conntrack* command line utility

```
sudo apt-get install conntrack
```

- Useful Bash Functions - Copy and paste the following definitions into your bash terminal, or to make them persistent between sessions add them to the bottom of your *.bashrc* and run 'source *.bashrc*'.

```

# Run command inside network namespace
as_ns () {
    NAME=$1
    NETNS=faucet-{NAME}
    shift
    sudo ip netns exec {NETNS} $@
}

```

```

# Create network namespace
create_ns () {
    NAME=$1
    IP=$2
    NETNS=faucet-{NAME}
    sudo ip netns add {NETNS}
    sudo ip link add dev veth-{NAME} type veth peer name veth0 netns $
↳{NETNS}
    sudo ip link set dev veth-{NAME} up
    as_ns {NAME} ip link set dev lo up
    [ -n "{IP}" ] && as_ns {NAME} ip addr add dev veth0 {IP}
    as_ns {NAME} ip link set dev veth0 up
}

```

```

# Clean up namespaces, bridges and processes created during faucet tutorial
cleanup () {
    for NETNS in $(sudo ip netns list | grep "faucet-" | awk '{print $1}');
↳do
        [ -n "{NETNS}" ] || continue
        NAME={NETNS}#faucet-
        if [ -f "/run/dhclient-{NAME}.pid" ]; then
            # Stop dhclient
            sudo kill -F "/run/dhclient-{NAME}.pid"
        fi
        if [ -f "/run/iperf3-{NAME}.pid" ]; then
            # Stop iperf3
            sudo kill -F "/run/iperf3-{NAME}.pid"
        fi
        if [ -f "/run/bird-{NAME}.pid" ]; then
            # Stop bird
            sudo kill -F "/run/bird-{NAME}.pid"
        fi
        # Remove netns and veth pair
        sudo ip link delete veth-{NAME}
        sudo ip netns delete {NETNS}
    done
    for isl in $(ip -o link show | awk -F': ' '{print $2}' | grep -oE "^1-
↳br[0-9](_[0-9]*)?-br[0-9](_[0-9]*)?"); do
        # Delete inter-switch links
        sudo ip link delete dev {isl} 2>/dev/null || true
    done
    for DNSMASQ in /run/dnsmasq-vlan*.pid; do
        [ -e "{DNSMASQ}" ] || continue
        # Stop dnsmasq
        sudo kill -F "{DNSMASQ}"
    done
    # Remove faucet dataplane connection
    sudo ip link delete veth-faucet 2>/dev/null || true
    # Remove openvswitch bridges
    sudo ovs-vsctl --if-exists del-br br0
    sudo ovs-vsctl --if-exists del-br br1
    sudo ovs-vsctl --if-exists del-br br2

```

(continues on next page)

(continued from previous page)

```
sudo ovs-vsctl --if-exists del-br br3
}
```

- Run the cleanup script to remove old namespaces and switches:

```
cleanup
```

Stateful Firewall Rules

Let's start with a single switch connected to two hosts in two different VLANs, reusing a setup from the [Routing tutorial](#).

```
create_ns host1 10.0.0.1/24
create_ns host2 10.0.1.2/24
sudo ovs-vsctl add-br br0 \
-- set bridge br0 other-config:datapath-id=0000000000000001 \
-- set bridge br0 other-config:disable-in-band=true \
-- set bridge br0 fail_mode=secure \
-- add-port br0 veth-host1 -- set interface veth-host1 ofport_request=1 \
-- add-port br0 veth-host2 -- set interface veth-host2 ofport_request=2 \
-- set-controller br0 tcp:127.0.0.1:6653
```

We begin with the following Faucet configuration.

Listing 27: /etc/faucet/faucet.yaml

```
vlan:
  vlan100:
    vid: 100
    faucet_vips: ["10.0.0.254/24"] # Faucet's virtual IP address for vlan100
    faucet_mac: "00:00:00:00:00:11"
  vlan200:
    vid: 200
    faucet_vips: ["10.0.1.254/24"] # Faucet's virtual IP address for vlan200
    faucet_mac: "00:00:00:00:00:22"
dps:
  sw1:
    dp_id: 0x1
    hardware: "Open vSwitch"
    interfaces:
      1:
        name: "host1"
        description: "host1 network namespace"
        native_vlan: vlan100
      2:
        name: "host2"
        description: "host2 network namespace"
        native_vlan: vlan200
routers:
  router-1:
    # Router name
    vlans: [vlan100, vlan200] # Names of vlans to allow routing between
```

Now let's signal Faucet to reload the configuration file, which simply enables and permits the two hosts to communicate.

```
sudo systemctl reload faucet
```

Add a default route on each host to set the gateway to the value we used for `faucet_vips` above.

```
as_ns host1 ip route add default via 10.0.0.254 dev veth0
as_ns host2 ip route add default via 10.0.1.254 dev veth0
```

By default and without any ACLs, traffic is now permitted in either direction between both hosts. We can show that by doing the following:

```
as_ns host1 ping 10.0.1.2
as_ns host2 ping 10.0.0.1
```

In this section we will be using Faucet as a gateway and stateful firewall between our two hosts. In this case, host1 is permitted to initiate connections to host2, but not vice-versa. We will implement stateful firewall rules to track egress connections from host1 to host2, allowing return packets from host2 to host1, but blocking new connections initiated by host2 to host1. This is accomplished by using a new ACL *action* option that we haven't seen before.

ct	Used to apply connection tracking to the specified flow.
----	--

We will now restrict communication between the two hosts by adding a connection tracking ACL that permits egress communication from host1 to host2, but not vice-versa. Add the following ACLs to the configuration file.

Listing 28: `/etc/faucet/faucet.yaml`

```
acls:
  contrack_fw:
    # Permit all ARP traffic such that hosts can resolve one another's MACs
    - rule:
      eth_type: 0x0806 # arp
      actions:
        allow: True
    # Begin tracking ALL untracked IPv4 connections
    - rule:
      eth_type: 0x0800 # ipv4
      ct_state: 0/0x20 # match -trk (untracked)
      actions:
        # Re-inject the tracked packet into the OpenFlow pipeline, containing
        # additional connection metadata, to default table 0. The tracked packet
        # is again evaluated by Faucet ACLs in table 0. The original, untracked
        # packet is effectively dropped.
      ct:
        zone: 10 # arbitrary contrack zone ID to match against later
        table: 0
    # Commit NEW IPv4 connections from host1 to host2
    - rule:
      eth_type: 0x0800 # ipv4
      ipv4_src: 10.0.0.1
      ipv4_dst: 10.0.1.2
      ct_state: 0x21/0x21 # match +new - packets to establish a new connection
      actions:
        # Commit the connection to the connection tracking module which will be
```

(continues on next page)

(continued from previous page)

```

# stored beyond the lifetime of packet in the pipeline.
ct:
    zone: 10 # the same conntrack zone ID as above
    flags: 1 # "commit" the new connection
    table: 1 # implicit "allow" new connection packet(s) via faucet.
→table 1
# Allow packets in either direction from existing connections initiated by
# host1 only
- rule:
    eth_type: 0x0800 # ipv4
    ct_zone: 10 # match packets associated with our conntrack zone ID
    ct_state: 0x22/0x22 # match +est - packets in an established connection
    actions:
        allow: True
# Block all unwanted packets and new connections from host2 to host1
- rule:
    eth_type: 0x0800 # ipv4
    ipv4_src: 10.0.1.2
    ipv4_dst: 10.0.0.1
    actions:
        allow: False

```

Be sure to also apply the new ACL to both ports in the data plane.

Listing 29: /etc/faucet/faucet.yaml

```

dps:
  sw1:
    1:
      ...
      acls_in:
        - conntrack_fw
    2:
      ...
      acls_in:
        - conntrack_fw

```

Reload Faucet to apply the new configuration.

```
sudo systemctl reload faucet
```

The new conntrack related ACLs should have been added:

```
ovs-ofctl dump-flows br0 -O OpenFlow13 | grep =ct
```

We can debug how OVS interfaces with the conntrack module to deal with the tracked packet(s).

```
ovs-appctl ofproto/trace br0 in_port=1,tcp,nw_src=10.0.0.1,nw_dst=10.0.1.2
```

Our ping from host1 to host2 should continue to work, establishing an entry in the connection tracker.

```
as_ns host1 ping 10.0.1.2
```

An entry for the ping should now be visible in the kernel's connection tracking table.

```
sudo conntrack -L | grep 10.0.1.2
```

However, ping and any other unrelated traffic from host2 to host1 is now denied.

```
ovs-appctl ofproto/trace br0 in_port=1,tcp,nw_src=10.0.1.2,nw_dst=10.0.0.1
as_ns host2 ping 10.0.0.1
```

More-complex ACL rules can be created to build out an entire stateful firewall. It is important to remember that ALL packets initially have a `ct_state` of `-trk` (untracked), and must be sent to the connection tracking module via a `ct` action. Packets then pass through the ACL(s) again, whereupon the `ct_state` and other fields can be matched against to achieve the desired behavior. In order to track (i.e. “remember”) a connection, a packet from the connection must first be “committed” to the conntrack module. Generally, it is best to do this for “new” egress connections in the permitted direction, which allows subsequent ACLs to match against packets for established (“est”) connections in either direction. The [Connection Tracking Fields](#) section of the `ovs-fields(7)` man page is a helpful reference in understanding what the various connection states mean.

Network Address Translation (NAT)

The connection tracking integration also allows changing the source/destination IP and/or ports of a given connection. This can be used to implement one-to-one or many-to-one sNAT (source-NAT) behavior seen in traditional NAT gateways.

We can extend our Stateful Firewall Rules ACL example to sNAT connections from host1 to host2. We will NAT host1’s IP to the Faucet VIP on its network, which is its gateway (default route). Connections observed from host2 will appear to be initiated by the Faucet VIP. This is accomplished by extending the `ct` action to include a `nat` configuration field.

NAT configuration key/values are based on the related [Ryu configuration options](#).

The [Firewalling Actions](#) section of the `ovs-actions(7)` man page is a helpful reference to understand how the NAT action behaves.

Now we augment the ACLs from the previous example with an additional `nat` option, replacing them with the following:

Listing 30: `/etc/faucet/faucet.yaml`

```
acls:
  conntrack_fw:
    - rule:
      eth_type: 0x0806 # arp
      actions:
        allow: True
    - rule:
      eth_type: 0x0800 # ipv4
      ct_state: 0/0x20 # match -trk (untracked)
      actions:
        ct:
          zone: 10
          table: 0
    - rule:
      eth_type: 0x0800 # ipv4
      ipv4_src: 10.0.0.1
      ipv4_dst: 10.0.1.2
      ct_state: 0x21/0x21 # match +new - packets to establish a new connection
```

(continues on next page)

```

actions:
  ct:
    zone: 10
    flags: 1 # "commit" the new connection
    table: 1
    # sNAT the connection to the faucet VIP
    nat:
      flags: 1
      range_ipv4_min: 10.0.0.254
      range_ipv4_max: 10.0.0.254
- rule:
  eth_type: 0x0800 # ipv4
  ct_zone: 10
  ct_state: 0x22/0x22 # match +est - packets in an established connection
  actions:
    ct:
      zone: 10
      flags: 1 # NAT must include "commit" - this is a NO-OP for existing_
↳connections
      table: 1
      # sNAT the packets in an existing connection appropriately according_
↳to their direction
      nat:
        flags: 1
- rule:
  eth_type: 0x0800 # ipv4
  ipv4_src: 10.0.1.2
  ipv4_dst: 10.0.0.1
  actions:
    allow: False

```

Reload Faucet to apply the new configuration.

```
sudo systemctl reload faucet
```

We can now see how OVS + conntrack will NAT the packets:

```
ovs-appctl ofproto/trace br0 in_port=1,tcp,nw_src=10.0.0.1,nw_dst=10.0.1.2
```

Our ping from host1 to host2 should continue to work, establishing an entry in the connection tracker. This time, however, host1's source IP of 10.0.0.1 gets NATed to the Faucet VIP of 10.0.0.254.

```
as_ns host1 ping 10.0.1.2

tcpdump -n -e -ttt -i veth-host2 host 10.0.0.254

sudo conntrack -L | grep 10.0.0.254
```

1.2.6 Stacking tutorial

Faucet has two primary modes of operation: independent switching and distributed switching.

In independent mode each decision about the network (learning, routing, etc) is made in the context of each individual switch.

This tutorial will cover Faucet's distributed switching (a.k.a stacking) mode. Stacking allows decisions such as switching and routing to be made in the context of the whole network. This has great benefits for building resilient network topologies that can automatically recover from switch and port/cable failures. In this tutorial we will cover some of the new features and demonstrate how they work.

Prerequisites

- Knowledge of the VLAN and routing tutorial topics ([VLAN tutorial](#), [Routing tutorial](#))
- Install Faucet - *Package installation* steps 1 & 2
- Install Open vSwitch - *Connect your first datapath* steps 1 & 2
- Useful Bash Functions - Copy and paste the following definitions into your bash terminal, or to make them persistent between sessions add them to the bottom of your `.bashrc` and run `'source .bashrc'`.

```
# Create network namespace
create_ns () {
    NAME=$1
    IP=$2
    NETNS=faucet-{NAME}
    sudo ip netns add {NETNS}
    sudo ip link add dev veth-{NAME} type veth peer name veth0 netns $
    ↪{NETNS}
    sudo ip link set dev veth-{NAME} up
    as_ns {NAME} ip link set dev lo up
    [ -n "{IP}" ] && as_ns {NAME} ip addr add dev veth0 {IP}
    as_ns {NAME} ip link set dev veth0 up
}
```

```
# Run command inside network namespace
as_ns () {
    NAME=$1
    NETNS=faucet-{NAME}
    shift
    sudo ip netns exec {NETNS} {@}
}
```

```
# Add inter-switch link between two switches
inter_switch_link () {
    SW_A_NAME=$(echo $1 | cut -d ':' -f 1)
    SW_A_PORT=$(echo $1 | cut -d ':' -f 2)
    SW_B_NAME=$(echo $2 | cut -d ':' -f 1)
    SW_B_PORT=$(echo $2 | cut -d ':' -f 2)
    VETH_A=1-{SW_A_NAME}-{SW_A_PORT}-{SW_B_NAME}-{SW_B_PORT}
    VETH_B=1-{SW_B_NAME}-{SW_B_PORT}-{SW_A_NAME}-{SW_A_PORT}
    VETH_A={VETH_A}:0:15}
    VETH_B={VETH_B}:0:15}
    sudo ip link add dev {VETH_A} type veth peer name {VETH_B}
}
```

(continues on next page)

(continued from previous page)

```

sudo ip link set dev ${VETH_A} up
sudo ip link set dev ${VETH_B} up
sudo ovs-vsctl add-port ${SW_A_NAME} ${VETH_A} \
  -- set interface ${VETH_A} ofport_request=${SW_A_PORT}
sudo ovs-vsctl add-port ${SW_B_NAME} ${VETH_B} \
  -- set interface ${VETH_B} ofport_request=${SW_B_PORT}
}

# Clean up namespaces, bridges and processes created during faucet tutorial
cleanup () {
  for NETNS in $(sudo ip netns list | grep "faucet-" | awk '{print $1}'); do
    [ -n "${NETNS}" ] || continue
    NAME=${NETNS}#faucet-
    if [ -f "/run/dhclient-${NAME}.pid" ]; then
      # Stop dhclient
      sudo kill -F "/run/dhclient-${NAME}.pid"
    fi
    if [ -f "/run/iperf3-${NAME}.pid" ]; then
      # Stop iperf3
      sudo kill -F "/run/iperf3-${NAME}.pid"
    fi
    if [ -f "/run/bird-${NAME}.pid" ]; then
      # Stop bird
      sudo kill -F "/run/bird-${NAME}.pid"
    fi
    # Remove netns and veth pair
    sudo ip link delete veth-${NAME}
    sudo ip netns delete ${NETNS}
  done
  for isl in $(ip -o link show | awk -F': ' '{print $2}' | grep -oE "^1-br[0-9](_[0-9]*)?-br[0-9](_[0-9]*)?"); do
    # Delete inter-switch links
    sudo ip link delete dev $isl 2>/dev/null || true
  done
  for DNSMASQ in /run/dnsmasq-vlan*.pid; do
    [ -e "${DNSMASQ}" ] || continue
    # Stop dnsmasq
    sudo kill -F "${DNSMASQ}"
  done
  # Remove faucet dataplane connection
  sudo ip link delete veth-faucet 2>/dev/null || true
  # Remove openvswitch bridges
  sudo ovs-vsctl --if-exists del-br br0
  sudo ovs-vsctl --if-exists del-br br1
  sudo ovs-vsctl --if-exists del-br br2
  sudo ovs-vsctl --if-exists del-br br3
}

```

- Run the cleanup script to remove old namespaces and switches:

```
cleanup
```

Basic stacking

We can start by considering two switches with one host on each switch on the same VLAN.

Let's define a simple base faucet.yaml to get started:

Listing 31: /etc/faucet/faucet.yaml

```

vlangs:
  hosts:
    vid: 100
dps:
  br0:
    dp_id: 0x1
    hardware: "Open vSwitch"
    interfaces:
      1:
        description: "host1 network namespace"
        native_vlan: hosts
  br1:
    dp_id: 0x2
    hardware: "Open vSwitch"
    interfaces:
      1:
        description: "host2 network namespace"
        native_vlan: hosts

```

Now lets signal faucet to reload the configuration file.

```
sudo systemctl reload faucet
```

We need to create our two hosts, host1 and host2.

```
create_ns host1 10.0.1.1/24
create_ns host2 10.0.1.2/24
```

To setup multiple switches in Open vSwitch we can define two bridges with different datapath-ids and names. We'll be using br0 and br1.

```

sudo ovs-vsctl add-br br0 \
-- set bridge br0 other-config:datapath-id=0000000000000001 \
-- set bridge br0 other-config:disable-in-band=true \
-- set bridge br0 fail_mode=secure \
-- add-port br0 veth-host1 -- set interface veth-host1 ofport_request=1 \
-- set-controller br0 tcp:127.0.0.1:6653 tcp:127.0.0.1:6654

sudo ovs-vsctl add-br br1 \
-- set bridge br1 other-config:datapath-id=0000000000000002 \
-- set bridge br1 other-config:disable-in-band=true \
-- set bridge br1 fail_mode=secure \
-- add-port br1 veth-host2 -- set interface veth-host2 ofport_request=1 \
-- set-controller br1 tcp:127.0.0.1:6653 tcp:127.0.0.1:6654

```

Since the switches are not connected it will be impossible to ping between the two hosts.

```
as_ns host1 ping 10.0.1.2
```

To connect the switches we can use the Faucet switch stacking feature. First, we need to define a root switch for our stack by setting a `stack priority` value for `br0`, the datapath with the lowest priority will be root. Second, we need to add stack interfaces connecting each datapath, we do this by defining the `stack` parameter on an interface. When defining a stack interface we say which datapath (`dp`) and port the other end of the cable is connected to.

Replace your base `faucet.yaml` from earlier with this version with stacking enabled:

Listing 32: `/etc/faucet/faucet.yaml`

```
vlans:
  hosts:
    vid: 100
dps:
  br0:
    dp_id: 0x1
    hardware: "Open vSwitch"
    stack:
      priority: 1
    interfaces:
      1:
        description: "host1 network namespace"
        native_vlan: hosts
      2:
        description: "br0 stack link to br1"
        stack:
          dp: br1
          port: 2
  br1:
    dp_id: 0x2
    hardware: "Open vSwitch"
    interfaces:
      1:
        description: "host2 network namespace"
        native_vlan: hosts
      2:
        description: "br1 stack link to br0"
        stack:
          dp: br0
          port: 2
```

To connect two Open vSwitch bridges we can use a veth interface pair. We will use the `inter_switch_link` function we defined earlier to connect `br0` port 2 to `br1` port 2:

```
inter_switch_link br0:2 br1:2
```

Let's reload Faucet and see what happens.

```
sudo systemctl reload faucet
```

Faucet will start sending out LLDP beacons to connect up the stack ports. We can see this happening in the log file when the switches report that port 2 (the stack port) is UP.

Listing 33: /var/log/faucet/faucet.log

```

DPID 2 (0x2) br1 LLDP on 0e:00:00:00:00:01, Port 2 from 0e:00:00:00:00:01 (remote DPID 1
↳(0x1), port 2) state 2
DPID 2 (0x2) br1 Stack Port 2 INIT
DPID 1 (0x1) br0 LLDP on 0e:00:00:00:00:01, Port 2 from 0e:00:00:00:00:01 (remote DPID 2
↳(0x2), port 2) state 2
DPID 1 (0x1) br0 Stack Port 2 INIT
DPID 2 (0x2) br1 LLDP on 0e:00:00:00:00:01, Port 2 from 0e:00:00:00:00:01 (remote DPID 1
↳(0x1), port 2) state 1
DPID 2 (0x2) br1 Stack Port 2 UP
DPID 2 (0x2) br1 1 stack ports changed state
DPID 1 (0x1) br0 LLDP on 0e:00:00:00:00:01, Port 2 from 0e:00:00:00:00:01 (remote DPID 2
↳(0x2), port 2) state 1
DPID 1 (0x1) br0 Stack Port 2 UP
DPID 1 (0x1) br0 1 stack ports changed state
DPID 2 (0x2) br1 LLDP on 0e:00:00:00:00:01, Port 2 from 0e:00:00:00:00:01 (remote DPID 1
↳(0x1), port 2) state 3
DPID 1 (0x1) br0 LLDP on 0e:00:00:00:00:01, Port 2 from 0e:00:00:00:00:01 (remote DPID 2
↳(0x2), port 2) state 3

```

Note

If we were to accidentally cable our switches incorrectly faucet would report the incorrect cabling in the log file.

Now that the two switches are connected and our stack is up, we can ping between the two hosts.

```
as_ns host1 ping 10.0.1.2
```

Inter-VLAN routing with stacking

For this task we will see that inter-VLAN routing can work between hosts on different switches.

First run the cleanup.

```
cleanup
```

We can accomplish inter-VLAN routing between different switches by using the stacking feature. To do this we will be combining the methods from the *Basic stacking* and the *Routing between VLANs* tutorials.

Here is a full faucet.yaml you can copy and paste that sets up our stack topology and enables all the features we need.

Listing 34: /etc/faucet/faucet.yaml

```

vlands:
  hosts:
    vid: 100
    faucet_vips: ["10.0.1.254/24"]
    faucet_mac: "00:00:00:00:00:11"
  servers:
    vid: 200

```

(continues on next page)

```
    faucet_vips: ["10.0.2.254/24"]
    faucet_mac: "00:00:00:00:00:22"
routers:
  router-1:
    vlans: [hosts, servers]
dps:
  br0:
    dp_id: 0x1
    hardware: "Open vSwitch"
    stack:
      priority: 1
    interfaces:
      1:
        description: "host1 network namespace"
        native_vlan: hosts
      2:
        description: "br0 stack link to br1"
        stack:
          dp: br1
          port: 2
      3:
        description: "server1 network namespace"
        native_vlan: servers

  br1:
    dp_id: 0x2
    hardware: "Open vSwitch"
    interfaces:
      1:
        description: "host2 network namespace"
        native_vlan: hosts
      2:
        description: "br1 stack link to br0"
        stack:
          dp: br0
          port: 2
      3:
        description: "server2 network namespace"
        native_vlan: servers
```

Reload faucet to enable inter-VLAN routing.

```
sudo systemctl reload faucet
```

As we have learnt previously. First, set up the hosts:

```
create_ns host1 10.0.1.1/24
create_ns host2 10.0.1.2/24
create_ns server1 10.0.2.1/24
create_ns server2 10.0.2.2/24
```

Now we can set-up the default routes for each host.

```
as_ns host1 ip route add default via 10.0.1.254
as_ns host2 ip route add default via 10.0.1.254
as_ns server1 ip route add default via 10.0.2.254
as_ns server2 ip route add default via 10.0.2.254
```

Next, we can create the bridges.

```
sudo ovs-vsctl add-br br0 \
-- set bridge br0 other-config:datapath-id=0000000000000001 \
-- set bridge br0 other-config:disable-in-band=true \
-- set bridge br0 fail_mode=secure \
-- add-port br0 veth-host1 -- set interface veth-host1 ofport_request=1 \
-- add-port br0 veth-server1 -- set interface veth-server1 ofport_request=3 \
-- set-controller br0 tcp:127.0.0.1:6653 tcp:127.0.0.1:6654

sudo ovs-vsctl add-br br1 \
-- set bridge br1 other-config:datapath-id=0000000000000002 \
-- set bridge br1 other-config:disable-in-band=true \
-- set bridge br1 fail_mode=secure \
-- add-port br1 veth-host2 -- set interface veth-host2 ofport_request=1 \
-- add-port br1 veth-server2 -- set interface veth-server2 ofport_request=3 \
-- set-controller br1 tcp:127.0.0.1:6653 tcp:127.0.0.1:6654
```

And finally, we can create the inter-switch links to connect the bridges to each other.

```
inter_switch_link br0:2 br1:2
```

Now it should be possible to ping between any combination of hosts on any VLAN after the LLDP has configured the stack ports as UP. For example host1 can ping to server1 on the same switch as well as server2 on the other switch via the use of the stack link.

```
as_ns host1 ping 10.0.2.1
as_ns host1 ping 10.0.2.2
```

Tunneling over a stack

Faucet has a feature that allows us to tunnel packets from one datapath to another without having to think about the underlying network topology. In this example we have three switches and two hosts. We will create a tunnel that runs over top of this topology connecting host1 and host2 together.

First run the cleanup.

```
cleanup
```

Now let's define our faucet.yaml that will make this network work. The configuration file below defines our faucet stack topology and ports for our host1 and host2. An important thing to note is that we define our two hosts on separate VLANs so they should not be able to communicate.

The other thing to notice is the two ACLs we define, `tunnel-to-host1` and `tunnel-to-host2`. At the moment these ACLs match all traffic (though we could easily add a match here to only tunnel a subset of traffic, see [ACL tutorial](#) for more details). Each tunnel sets the destination datapath and port for traffic matching the ACL, we currently support one type of tunnel, VLAN, and must reserve a tunnel VLAN here using the `tunnel_id` parameter (in future we could support different types of tunnels).

The two ACLs are then applied to the ports host1 and host2 are connected to.

Listing 35: /etc/faucet/faucet.yaml

```
acls:
  tunnel-to-host1:
    - rule:
      actions:
        output:
          tunnel:
            type: 'vlan'
            tunnel_id: 901
            dp: br0
            port: 1
  tunnel-to-host2:
    - rule:
      actions:
        output:
          tunnel:
            type: 'vlan'
            tunnel_id: 902
            dp: br2
            port: 1
vlangs:
  host1:
    vid: 101
  host2:
    vid: 102
dps:
  br0:
    dp_id: 0x1
    hardware: "Open vSwitch"
    stack:
      priority: 1
    interfaces:
      1:
        description: "host1 network namespace"
        native_vlan: host1
        acl_in: tunnel-to-host2
      2:
        description: "br0 stack link to br1"
        stack:
          dp: br1
          port: 1
  br1:
    dp_id: 0x2
    hardware: "Open vSwitch"
    interfaces:
      1:
        description: "br1 stack link to br0"
        stack:
          dp: br0
          port: 2
      2:
```

(continues on next page)

(continued from previous page)

```

        description: "br1 stack link to br2"
        stack:
            dp: br2
            port: 2
br2:
    dp_id: 0x3
    hardware: "Open vSwitch"
    interfaces:
        1:
            description: "host2 network namespace"
            native_vlan: host2
            acl_in: tunnel-to-host1
        2:
            description: "br2 stack link to br1"
            stack:
                dp: br1
                port: 2

```

When we have updated our configuration to match above, signal to faucet to reload the configuration file.

```
sudo systemctl reload faucet
```

Then we can set up the hosts:

```
create_ns host1 10.0.1.1/24
create_ns host2 10.0.1.2/24
```

Next, we can create the bridges.

```

sudo ovs-vsctl add-br br0 \
-- set bridge br0 other-config:datapath-id=0000000000000001 \
-- set bridge br0 other-config:disable-in-band=true \
-- set bridge br0 fail_mode=secure \
-- add-port br0 veth-host1 -- set interface veth-host1 ofport_request=1 \
-- set-controller br0 tcp:127.0.0.1:6653 tcp:127.0.0.1:6654

sudo ovs-vsctl add-br br1 \
-- set bridge br1 other-config:datapath-id=0000000000000002 \
-- set bridge br1 other-config:disable-in-band=true \
-- set bridge br1 fail_mode=secure \
-- set-controller br1 tcp:127.0.0.1:6653 tcp:127.0.0.1:6654

sudo ovs-vsctl add-br br2 \
-- set bridge br2 other-config:datapath-id=0000000000000003 \
-- set bridge br2 other-config:disable-in-band=true \
-- set bridge br2 fail_mode=secure \
-- add-port br2 veth-host2 -- set interface veth-host2 ofport_request=1 \
-- set-controller br2 tcp:127.0.0.1:6653 tcp:127.0.0.1:6654

```

We also need to define inter-switch links that connect br0 and br1 as well as br1 and br2.

```
inter_switch_link br0:2 br1:1
inter_switch_link br1:2 br2:2
```

We should now be able to ping between host1 and host2 despite them being on different VLANs and datapaths because of the tunnel.

```
as_ns host1 ping 10.0.1.2
```

The reason the hosts can now communicate is that faucet is using the stack topology to find a path between the two hosts and automatically stitching up a tunnel. If we had a more complicated topology with multiple valid paths between the hosts, faucet will pick one and if the topology changes faucet will ensure the tunnel still goes over a valid path.

If we were to disable the ACLs on the port we would notice the hosts would no longer be able to ping.

Redundant stack links

Faucet is able to handle stack topologies with loops in them. This is because when faucet brings up a stack topology for the first time (or when it detects the network topology has changed), it has enough knowledge of the network to calculate a spanning tree for the network without the need for running a spanning tree protocol. Faucet uses this spanning tree to ensure broadcast packets aren't looped around the network.

This feature enables us to build fault-tolerant network architectures that can survive switch/port failures, a simple example is a ring topology:

To build this network, let's first cleanup from previous exercises.

```
cleanup
```

We should be quite familiar with configuring faucet for stacks now, let's define a faucet.yaml that matches our ring topology.

Listing 36: /etc/faucet/faucet.yaml

```
vlans:
  hosts:
    vid: 100
dps:
  br0:
    dp_id: 0x1
    hardware: "Open vSwitch"
    stack:
      priority: 1
    interfaces:
      1:
        description: "host1 network namespace"
        native_vlan: hosts
      2:
        description: "br0 stack link to br1"
        stack:
          dp: br1
          port: 2
      3:
        description: "br0 stack link to br2"
        stack:
          dp: br2
          port: 2
  br1:
```

(continues on next page)

(continued from previous page)

```

dp_id: 0x2
hardware: "Open vSwitch"
interfaces:
  1:
    description: "host2 network namespace"
    native_vlan: hosts
  2:
    description: "br1 stack link to br0"
    stack:
      dp: br0
      port: 2
  3:
    description: "br1 stack link to br2"
    stack:
      dp: br2
      port: 3
br2:
  dp_id: 0x3
  hardware: "Open vSwitch"
  interfaces:
    1:
      description: "host3 network namespace"
      native_vlan: hosts
    2:
      description: "br2 stack link to br0"
      stack:
        dp: br0
        port: 3
    3:
      description: "br2 stack link to br1"
      stack:
        dp: br1
        port: 3

```

Reload faucet to enable the ring topology.

```
sudo systemctl reload faucet
```

We will define three hosts, one on each switch.

```
create_ns host1 10.0.1.1/24
create_ns host2 10.0.1.2/24
create_ns host3 10.0.1.3/24
```

Now let's define the three switches.

```
sudo ovs-vsctl add-br br0 \
-- set bridge br0 other-config:datapath-id=00000000000000001 \
-- set bridge br0 other-config:disable-in-band=true \
-- set bridge br0 fail_mode=secure \
-- add-port br0 veth-host1 -- set interface veth-host1 ofport_request=1 \
-- set-controller br0 tcp:127.0.0.1:6653 tcp:127.0.0.1:6654
```

(continues on next page)

(continued from previous page)

```
sudo ovs-vsctl add-br br1 \  
-- set bridge br1 other-config:datapath-id=00000000000000002 \  
-- set bridge br1 other-config:disable-in-band=true \  
-- set bridge br1 fail_mode=secure \  
-- add-port br1 veth-host2 -- set interface veth-host2 ofport_request=1 \  
-- set-controller br1 tcp:127.0.0.1:6653 tcp:127.0.0.1:6654  
  
sudo ovs-vsctl add-br br2 \  
-- set bridge br2 other-config:datapath-id=00000000000000003 \  
-- set bridge br2 other-config:disable-in-band=true \  
-- set bridge br2 fail_mode=secure \  
-- add-port br2 veth-host3 -- set interface veth-host3 ofport_request=1 \  
-- set-controller br2 tcp:127.0.0.1:6653 tcp:127.0.0.1:6654
```

We also need to create the inter-switch links forming our ring network.

```
inter_switch_link br0:2 br1:2  
inter_switch_link br0:3 br2:2  
inter_switch_link br1:3 br2:3
```

Once the network is up we should be able to ping from all hosts to all other hosts.

```
as_ns host1 ping 10.0.1.2  
as_ns host1 ping 10.0.1.3
```

Now let us intentionally introduce a fault into the network, our network should be able to survive a single cable failure and still have all devices reachable.

To test this we will manually disable the link between br0 and br2.

```
sudo ip link set down l-br0_3-br2_2  
sudo ip link set down l-br2_2-br0_3
```

Which will force traffic between br0 and br2 to now go via br1, we can test this by ensuring host1 can still ping host3.

```
as_ns host1 ping 10.0.1.3
```

Multi-root stack

The previous exercise introduced the ability to survive cable failures, but you might have noticed in each exercise so far we have defined only a single root switch. If we were to lose this root switch the network would no longer function.

In this exercise we will introduce multi-root stacked networks which give us the ability to tolerate switch failures.

This example topology will allow us to survive any single cable failure or either of br0 or br1 failing.

Before we begin, let's do another cleanup.

```
cleanup
```

Our faucet.yaml will look familiar here, except for one difference, we now have two switches defined as stack priority 1. This signals to faucet that it has two equal priority root candidates it can use when selecting a root for the network.

Listing 37: /etc/faucet/faucet.yaml

```
vlan:
  hosts:
    vid: 100
dps:
  br0:
    dp_id: 0x1
    hardware: "Open vSwitch"
    stack:
      priority: 1
    interfaces:
      1:
        description: "br0 stack link to br2"
        stack:
          dp: br2
          port: 2
      2:
        description: "br0 stack link to br3"
        stack:
          dp: br3
          port: 3
  br1:
    dp_id: 0x2
    hardware: "Open vSwitch"
    stack:
      priority: 1
    interfaces:
      1:
        description: "br1 stack link to br3"
        stack:
          dp: br3
          port: 2
      2:
        description: "br1 stack link to br2"
        stack:
          dp: br2
          port: 3
  br2:
    dp_id: 0x3
    hardware: "Open vSwitch"
    interfaces:
      1:
        description: "host1 network namespace"
        native_vlan: hosts
      2:
        description: "br2 stack link to br0"
        stack:
          dp: br0
          port: 1
      3:
        description: "br2 stack link to br1"
```

(continues on next page)

(continued from previous page)

```

        stack:
            dp: br1
            port: 2
br3:
    dp_id: 0x4
    hardware: "Open vSwitch"
    interfaces:
        1:
            description: "host2 network namespace"
            native_vlan: hosts
        2:
            description: "br3 stack link to br1"
            stack:
                dp: br1
                port: 1
        3:
            description: "br3 stack link to br0"
            stack:
                dp: br0
                port: 2

```

When we have this new faucet.yaml loaded we will do a full restart this time instead of reloading to force a root election.

```
sudo systemctl restart faucet
```

We will create some hosts to let us test the failure scenarios of this topology.

```
create_ns host1 10.0.1.1/24
create_ns host2 10.0.1.2/24
```

We also need to define our four switches.

```

sudo ovs-vsctl add-br br0 \
-- set bridge br0 other-config:datapath-id=0000000000000001 \
-- set bridge br0 other-config:disable-in-band=true \
-- set bridge br0 fail_mode=secure \
-- set-controller br0 tcp:127.0.0.1:6653 tcp:127.0.0.1:6654

sudo ovs-vsctl add-br br1 \
-- set bridge br1 other-config:datapath-id=0000000000000002 \
-- set bridge br1 other-config:disable-in-band=true \
-- set bridge br1 fail_mode=secure \
-- set-controller br1 tcp:127.0.0.1:6653 tcp:127.0.0.1:6654

sudo ovs-vsctl add-br br2 \
-- set bridge br2 other-config:datapath-id=0000000000000003 \
-- set bridge br2 other-config:disable-in-band=true \
-- set bridge br2 fail_mode=secure \
-- add-port br2 veth-host1 -- set interface veth-host1 ofport_request=1 \
-- set-controller br2 tcp:127.0.0.1:6653 tcp:127.0.0.1:6654

sudo ovs-vsctl add-br br3 \
-- set bridge br3 other-config:datapath-id=0000000000000004 \

```

(continues on next page)

(continued from previous page)

```
-- set bridge br3 other-config:disable-in-band=true \
-- set bridge br3 fail_mode=secure \
-- add-port br3 veth-host2 -- set interface veth-host2 ofport_request=1 \
-- set-controller br3 tcp:127.0.0.1:6653 tcp:127.0.0.1:6654
```

We need to fully mesh br0, br1, br2 and br3 to match our topology diagram above.

```
# Inter-switch links for br0
inter_switch_link br0:1 br2:2
inter_switch_link br0:2 br3:3

# Inter-switch links for br1
inter_switch_link br1:1 br3:2
inter_switch_link br1:2 br2:3
```

When everything is setup we should be able to ping between host1 and host2.

```
as_ns host1 ping 10.0.1.2
```

Now let's inspect the log file to find out which switch is currently our root.

```
$ grep -ai "stack root changed" /var/log/faucet/faucet.log | tail -n 1
Oct 08 04:19:24 faucet INFO      stack root changed from None to br0
```

Since br0 is the switch which is currently root, let's delete it to simulate a switch failure.

```
sudo ovs-vsctl del-br br0
```

If we look into the log file we should see faucet detects the switch is down and br1 takes over as the new root.

Listing 38: /var/log/faucet/faucet.yaml

```
Oct 08 04:22:52 faucet.valve WARNING DPID 1 (0x1) br0 datapath down
Oct 08 04:23:03 faucet.valve INFO     DPID 1 (0x1) br0 LLDP for Port 1 inactive after 17s
Oct 08 04:23:03 faucet.valve INFO     DPID 1 (0x1) br0 LLDP for Port 2 inactive after 17s
Oct 08 04:23:03 faucet.valve ERROR    DPID 1 (0x1) br0 Stack Port 1 DOWN, too many (3)
↳ packets lost, last received 17s ago
Oct 08 04:23:03 faucet.valve INFO     DPID 2 (0x2) br1 shortest path to root is via
↳ {Port 1}
Oct 08 04:23:03 faucet.valve INFO     DPID 4 (0x4) br3 shortest path to root is via
↳ {Port 3}
Oct 08 04:23:03 faucet.valve INFO     DPID 3 (0x3) br2 shortest path to root is via
↳ {Port 2}
Oct 08 04:23:03 faucet.valve ERROR    DPID 1 (0x1) br0 Stack Port 2 DOWN, too many (3)
↳ packets lost, last received 17s ago
Oct 08 04:23:03 faucet.valve INFO     DPID 2 (0x2) br1 shortest path to root is via
↳ {Port 1}
Oct 08 04:23:03 faucet.valve INFO     DPID 4 (0x4) br3 shortest path to root is via
↳ {Port 2}
Oct 08 04:23:03 faucet.valve INFO     DPID 3 (0x3) br2 shortest path to root is via
↳ {Port 3}
Oct 08 04:23:03 faucet.valve INFO     DPID 1 (0x1) br0 2 stack ports changed state
Oct 08 04:23:03 faucet.valve INFO     DPID 3 (0x3) br2 LLDP for Port 2 inactive after 17s
```

(continues on next page)

(continued from previous page)

```

Oct 08 04:23:03 faucet.valve ERROR    DPID 3 (0x3) br2 Stack Port 2 DOWN, too many (3)␣
↳packets lost, last received 17s ago
Oct 08 04:23:03 faucet.valve INFO     DPID 2 (0x2) br1 shortest path to root is via
↳{Port 1}
Oct 08 04:23:03 faucet.valve INFO     DPID 4 (0x4) br3 shortest path to root is via
↳{Port 2}
Oct 08 04:23:03 faucet.valve INFO     DPID 3 (0x3) br2 shortest path to root is via
↳{Port 3}
Oct 08 04:23:03 faucet.valve INFO     DPID 3 (0x3) br2 1 stack ports changed state
Oct 08 04:23:03 faucet.valve INFO     DPID 4 (0x4) br3 LLDP for Port 3 inactive after 17s
Oct 08 04:23:03 faucet.valve ERROR    DPID 4 (0x4) br3 Stack Port 3 DOWN, too many (3)␣
↳packets lost, last received 17s ago
Oct 08 04:23:03 faucet.valve INFO     DPID 2 (0x2) br1 shortest path to root is via
↳{Port 1}
Oct 08 04:23:03 faucet.valve INFO     DPID 4 (0x4) br3 shortest path to root is via
↳{Port 2}
Oct 08 04:23:03 faucet.valve INFO     DPID 3 (0x3) br2 shortest path to root is via
↳{Port 3}
Oct 08 04:23:03 faucet.valve INFO     DPID 4 (0x4) br3 1 stack ports changed state
Oct 08 04:23:15 faucet INFO          stack root changed from br0 to br1
Oct 08 04:23:15 faucet INFO          root now br1 (all candidates ('br0', 'br1'), healthy [
↳'br1'])

```

We should also still be able to ping between host1 and host2 after the stack has recalculated.

```
as_ns host1 ping 10.0.1.2
```

1.2.7 NFV services tutorial

This tutorial will cover using faucet with Network Function Virtualisation (NFV) style services.

NFV services that will be demonstrated in this tutorial are:

- DHCP/DNS server
- Zeek (formerly known as Bro) Intrusion Detection System (IDS)

This tutorial demonstrates how the previous topics in this tutorial series can be combined to run real world services on our network.

Prerequisites

- A good understanding of the previous tutorial topics (*ACL tutorial*, *VLAN tutorial*, *Routing tutorial*)
- Install Faucet - *Package installation* steps 1 & 2
- Install Open vSwitch - *Connect your first datapath* steps 1 & 2
- Useful Bash Functions - Copy and paste the following definitions into your bash terminal, or to make them persistent between sessions add them to the bottom of your `.bashrc` and run `source .bashrc`.

```

# Run command inside network namespace
as_ns () {
    NAME=$1
    NETNS=faucet--${NAME}
    shift

```

(continues on next page)

(continued from previous page)

```

sudo ip netns exec ${NETNS} $@
}

```

```

# Create network namespace
create_ns () {
    NAME=$1
    IP=$2
    NETNS=faucet-${NAME}
    sudo ip netns add ${NETNS}
    sudo ip link add dev veth-${NAME} type veth peer name veth0 netns $
    ↪ ${NETNS}
    sudo ip link set dev veth-${NAME} up
    as_ns ${NAME} ip link set dev lo up
    [ -n "${IP}" ] && as_ns ${NAME} ip addr add dev veth0 ${IP}
    as_ns ${NAME} ip link set dev veth0 up
}

```

```

# Clean up namespaces, bridges and processes created during faucet tutorial
cleanup () {
    for NETNS in $(sudo ip netns list | grep "faucet-" | awk '{print $1}'); ↪
    ↪ do
        [ -n "${NETNS}" ] || continue
        NAME=${NETNS#faucet-}
        if [ -f "/run/dhclient-${NAME}.pid" ]; then
            # Stop dhclient
            sudo kill -F "/run/dhclient-${NAME}.pid"
        fi
        if [ -f "/run/iperf3-${NAME}.pid" ]; then
            # Stop iperf3
            sudo kill -F "/run/iperf3-${NAME}.pid"
        fi
        if [ -f "/run/bird-${NAME}.pid" ]; then
            # Stop bird
            sudo kill -F "/run/bird-${NAME}.pid"
        fi
        # Remove netns and veth pair
        sudo ip link delete veth-${NAME}
        sudo ip netns delete ${NETNS}
    done
    for isl in $(ip -o link show | awk -F': ' '{print $2}' | grep -oE "^1- ↪
    ↪ br[0-9](_[0-9]*)?-br[0-9](_[0-9]*)?"); do
        # Delete inter-switch links
        sudo ip link delete dev $isl 2>/dev/null || true
    done
    for DNSMASQ in /run/dnsmasq-vlan*.pid; do
        [ -e "${DNSMASQ}" ] || continue
        # Stop dnsmasq
        sudo kill -F "${DNSMASQ}"
    done
    # Remove faucet dataplane connection
    sudo ip link delete veth-faucet 2>/dev/null || true
}

```

(continues on next page)

(continued from previous page)

```

# Remove openvswitch bridges
sudo ovs-vsctl --if-exists del-br br0
sudo ovs-vsctl --if-exists del-br br1
sudo ovs-vsctl --if-exists del-br br2
sudo ovs-vsctl --if-exists del-br br3
}

```

```

# Add tagged VLAN interface to network namespace
add_tagged_interface () {
    NAME=$1
    VLAN=$2
    IP=$3
    NETNS=faucet-{NAME}
    as_ns {NAME} ip link add link veth0 name veth0.{VLAN} type vlan id {VLAN}
    [ -n "{IP}" ] && as_ns {NAME} ip addr add dev veth0.{VLAN} {IP}
    as_ns {NAME} ip link set dev veth0.{VLAN} up
    as_ns {NAME} ip addr flush dev veth0
}

```

- Run the cleanup script to remove old namespaces and switches:

```
cleanup
```

Network setup

The network will be divided into three VLANs, two of which are client VLANs (200 & 300), with two clients in each and a DHCP/DNS server. There is also a separate VLAN 100 for the Zeek server which we will mirror traffic two from the other two VLANs.

To start, let's create our hosts and dnsmasq namespaces.

```

# DHCP/DNS server
create_ns dnsmasq 0.0.0.0
add_tagged_interface dnsmasq 200 192.168.2.1/24 # to serve VLAN 200
add_tagged_interface dnsmasq 300 192.168.3.1/24 # to serve VLAN 300

# VLAN 200 hosts
create_ns host1 0.0.0.0
create_ns host2 0.0.0.0
# VLAN 300 hosts
create_ns host3 0.0.0.0
create_ns host4 0.0.0.0

```

Then create an Open vSwitch bridge and connect all hosts to it.

```

sudo ovs-vsctl add-br br0 \
-- set bridge br0 other-config:datapath-id=0000000000000001 \
-- set bridge br0 other-config:disable-in-band=true \
-- set bridge br0 fail_mode=secure \
-- add-port br0 veth-host1 -- set interface veth-host1 ofport_request=1 \

```

(continues on next page)

(continued from previous page)

```
-- add-port br0 veth-host2 -- set interface veth-host2 ofport_request=2 \
-- add-port br0 veth-host3 -- set interface veth-host3 ofport_request=3 \
-- add-port br0 veth-host4 -- set interface veth-host4 ofport_request=4 \
-- add-port br0 veth-dnsmasq -- set interface veth-dnsmasq ofport_request=5 \
-- set-controller br0 tcp:127.0.0.1:6653 tcp:127.0.0.1:6654
```

Dnsmasq setup

We will use `dnsmasq` to assign IP addresses to our host namespaces via the DHCP protocol. It will also serve as our DNS resolver for the hosts.

First install `dnsmasq`:

```
sudo apt-get install dnsmasq
sudo systemctl stop dnsmasq
```

Run the following two commands to start two `dnsmasq` instances inside the `dnsmasq` namespace. One instance will serve hosts on VLAN 200 and the other VLAN 300. We will be providing DHCP leases in the supplied ranges, the lease will set the gateway for each host to point at faucet's virtual IP and set `dnsmasq` as the DNS resolver. We also provide a fake `does.it.work` DNS name which we will later use to demonstrate DNS is working as expected.

```
# 192.168.2.0/24 for VLAN 200
as_ns dnsmasq dnsmasq \
    --dhcp-range=192.168.2.10,192.168.2.20 \
    --dhcp-sequential-ip \
    --dhcp-option=option:router,192.168.2.254 \
    --no-resolv \
    --txt-record=does.it.work,yes \
    --bind-interfaces \
    --except-interface=lo --interface=veth0.200 \
    --dhcp-leasefile=/tmp/nfv-dhcp-vlan200.leases \
    --log-facility=/tmp/nfv-dhcp-vlan200.log \
    --pid-file=/run/dnsmasq-vlan200.pid \
    --conf-file=

# 192.168.3.0/24 for VLAN 300
as_ns dnsmasq dnsmasq \
    --dhcp-range=192.168.3.10,192.168.3.20 \
    --dhcp-sequential-ip \
    --dhcp-option=option:router,192.168.3.254 \
    --no-resolv \
    --txt-record=does.it.work,yes \
    --bind-interfaces \
    --except-interface=lo --interface=veth0.300 \
    --dhcp-leasefile=/tmp/nfv-dhcp-vlan300.leases \
    --log-facility=/tmp/nfv-dhcp-vlan300.log \
    --pid-file=/run/dnsmasq-vlan300.pid \
    --conf-file=
```

Now let's configure `faucet.yaml`.

Listing 39: /etc/faucet/faucet.yaml

```
vlans:
  vlan200:
    vid: 200
    description: "192.168.2.0/24 network"
    faucet_vips: ["192.168.2.254/24"]
    faucet_mac: "00:00:00:00:00:22"
  vlan300:
    vid: 300
    description: "192.168.3.0/24 network"
    faucet_vips: ["192.168.3.254/24"]
    faucet_mac: "00:00:00:00:00:33"
dps:
  sw1:
    dp_id: 0x1
    hardware: "Open vSwitch"
    interfaces:
      1:
        name: "host1"
        description: "host1 network namespace"
        native_vlan: vlan200
      2:
        name: "host2"
        description: "host2 network namespace"
        native_vlan: vlan200
      3:
        name: "host3"
        description: "host3 network namespace"
        native_vlan: vlan300
      4:
        name: "host4"
        description: "host4 network namespace"
        native_vlan: vlan300
      5:
        name: "dnsmasq"
        description: "dnsmasq server network namespace"
        tagged_vlans: [vlan200, vlan300]
```

Now reload faucet configuration file.

```
sudo systemctl reload faucet
```

Use dhclient to configure host1 to host4 using DHCP (it may take a few seconds, but should return when successful).

```
as_ns host1 dhclient -v -pf /run/dhclient-host1.pid -lf /run/dhclient-host1.leases veth0
as_ns host2 dhclient -v -pf /run/dhclient-host2.pid -lf /run/dhclient-host2.leases veth0
as_ns host3 dhclient -v -pf /run/dhclient-host3.pid -lf /run/dhclient-host3.leases veth0
as_ns host4 dhclient -v -pf /run/dhclient-host4.pid -lf /run/dhclient-host4.leases veth0
```

If dhclient is unable to obtain an address you can check `/tmp/nfv-dhcp-vlan<vlanid>.log` (e.g `/tmp/nfv-dhcp-vlan300.leases`) to check the log messages from dnsmasq.

To look up the address for each namespace we can run the following commands:

```
as_ns host1 ip address show dev veth0
as_ns host2 ip address show dev veth0
as_ns host3 ip address show dev veth0
as_ns host4 ip address show dev veth0
```

If the hosts have IPs then great our DHCP server works.

At the moment we should be able to ping inside VLAN 200 and VLAN 300:

```
as_ns host1 ping <ip of host2> # both in VLAN 200 should work
as_ns host3 ping <ip of host4> # both in VLAN 300 should work
```

Pinging between VLANs will not currently work as we didn't turn on inter-VLAN routing in our faucet configuration.

DNS

We can use faucet to enforce where protocols such as DNS go on the network. In this section we will use a faucet ACL to rewrite DNS packets to allow our dnsmasq namespace to answer DNS queries for any IP address.

Firstly, we can see that our dnsmasq server is correctly responding to DNS requests by manually querying them:

```
as_ns host1 host -t txt does.it.work 192.168.2.1
as_ns host3 host -t txt does.it.work 192.168.3.1
```

Both commands should return:

```
does.it.work descriptive text "yes"
```

But if we tried to query say 8.8.8.8 we would see this fail:

```
as_ns host1 host -t txt does.it.work 8.8.8.8
```

To make this work we first need the MAC address of the dnsmasq container:

```
as_ns dnsmasq cat /sys/class/net/veth0/address
00:11:22:33:44:55
```

We now replace our previous faucet configuration with the configuration below which adds an ACL that rewrites the MAC address of all DNS packets from the host namespaces and sends these to our dnsmasq namespace. Make sure to update the example MAC address of 00:11:22:33:44:55 with the one you get from running the previous command.

Listing 40: /etc/faucet/faucet.yaml

```
vlans:
  vlan200:
    vid: 200
    description: "192.168.2.0/24 network"
    faucet_vips: ["192.168.2.254/24"]
    faucet_mac: "00:00:00:00:00:22"
  vlan300:
    vid: 300
    description: "192.168.3.0/24 network"
    faucet_vips: ["192.168.3.254/24"]
    faucet_mac: "00:00:00:00:00:33"
```

(continues on next page)

```

dps:
  sw1:
    dp_id: 0x1
    hardware: "Open vSwitch"
    interfaces:
      1:
        name: "host1"
        description: "host1 network namespace"
        native_vlan: vlan200
        acls_in: [nfv-dns, allow-all]
      2:
        name: "host2"
        description: "host2 network namespace"
        native_vlan: vlan200
        acls_in: [nfv-dns, allow-all]
      3:
        name: "host3"
        description: "host3 network namespace"
        native_vlan: vlan300
        acls_in: [nfv-dns, allow-all]
      4:
        name: "host4"
        description: "host4 network namespace"
        native_vlan: vlan300
        acls_in: [nfv-dns, allow-all]
      5:
        name: "dnsmasq"
        description: "dnsmasq server network namespace"
        tagged_vlans: [vlan200, vlan300]
acls:
  nfv-dns:
    # Force UDP DNS to our DNS server
    - rule:
      dl_type: 0x800      # ipv4
      nw_proto: 17       # udp
      udp_dst: 53        # dns
      actions:
        output:
          set_fields:
            - eth_dst: "00:11:22:33:44:55" # MAC address of dnsmasq namespace
          allow: True
    # Force TCP DNS to our DNS server
    - rule:
      dl_type: 0x800      # ipv4
      nw_proto: 6        # tcp
      tcp_dst: 53        # dns
      actions:
        output:
          set_fields:
            - eth_dst: "00:11:22:33:44:55" # MAC address of dnsmasq namespace
          allow: True
  allow-all:

```

(continues on next page)

(continued from previous page)

```
- rule:
  actions:
    allow: True
```

As usual reload faucet configuration file.

```
sudo systemctl reload faucet
```

The next step is to configure the namespace to be able to handle incoming DNS packets with any IP, this can be done by adding some rules to iptables that will NAT all DNS traffic to the IP address of the VLAN interface:

```
as_ns dnsmasq iptables -t nat -A PREROUTING -i veth0.200 -p udp --dport 53 -j DNAT --to-
↪destination 192.168.2.1
as_ns dnsmasq iptables -t nat -A PREROUTING -i veth0.200 -p tcp --dport 53 -j DNAT --to-
↪destination 192.168.2.1
as_ns dnsmasq iptables -t nat -A PREROUTING -i veth0.300 -p udp --dport 53 -j DNAT --to-
↪destination 192.168.3.1
as_ns dnsmasq iptables -t nat -A PREROUTING -i veth0.300 -p tcp --dport 53 -j DNAT --to-
↪destination 192.168.3.1
```

Now we should be able to query any IP address from the hosts and get a valid DNS response:

```
as_ns host1 host -t txt does.it.work 8.8.8.8
as_ns host2 host -t txt does.it.work 8.8.4.4
```

Zeek IDS

We will now add an IDS to our network on it's on separate VLAN and use faucet to mirror packets from VLAN 200 and 300 to the IDS VLAN.

Zeek installation

We need first to install Zeek (formerly known as Bro).

```
sudo apt-get install bro broctl
```

Configure Zeek

In `/etc/bro/node.cfg`, set `veth0` as the interface to monitor

Listing 41: `/etc/bro/node.cfg`

```
[bro]
type=standalone
host=localhost
interface=veth0
```

Comment out `MailTo` in `/etc/bro/broctl.cfg`

Listing 42: `/etc/bro/broctl.cfg`

```
# Recipient address for all emails sent out by bro and BroControl.
# MailTo = root@localhost
```

Run Zeek

Firstly, let's create a namespace to run Zeek inside:

```
create_ns zeek 192.168.0.1
sudo ovs-vsctl add-port br0 veth-zeek -- set interface veth-zeek ofport_request=6
```

Since this is the first-time use of the Zeek command shell application, perform an initial installation of the BroControl configuration:

```
as_ns zeek broctl install
```

Then start Zeek instant

```
as_ns zeek broctl start
```

Check Zeek status

```
as_ns zeek broctl status
```

Name	Type	Host	Status	Pid	Started
bro	standalone	localhost	running	15052	07 May 09:03:59

Now let's add a mirror ACL so all VLAN 200 & VLAN 300 traffic is sent to Zeek.

We will use a VLAN ACLs similar to the previous VLAN tutorial. Copy and paste the entire configuration below into faucet.yaml.

Listing 43: /etc/faucet/faucet.yaml

```
acls:
  mirror-acl:
    - rule:
      actions:
        allow: true
        mirror: zeek
vlans:
  zeek-vlan:
    vid: 100
    description: "Zeek IDS network"
  vlan200:
    vid: 200
    description: "192.168.2.0/24 network"
    faucet_vips: ["192.168.2.254/24"]
    faucet_mac: "00:00:00:00:00:22"
    acls_in: [mirror-acl]
  vlan300:
    vid: 300
    description: "192.168.3.0/24 network"
    faucet_vips: ["192.168.3.254/24"]
    faucet_mac: "00:00:00:00:00:33"
    acls_in: [mirror-acl]
dps:
  sw1:
    dp_id: 0x1
```

(continues on next page)

(continued from previous page)

```

hardware: "Open vSwitch"
interfaces:
  1:
    name: "host1"
    description: "host1 network namespace"
    native_vlan: vlan200
  2:
    name: "host2"
    description: "host2 network namespace"
    native_vlan: vlan200
  3:
    name: "host3"
    description: "host3 network namespace"
    native_vlan: vlan300
  4:
    name: "host4"
    description: "host4 network namespace"
    native_vlan: vlan300
  5:
    name: "dnsmasq"
    description: "dnsmasq server network namespace"
    tagged_vlans: [vlan200, vlan300]
  6:
    name: "zeek"
    description: "Zeek network namespace"
    native_vlan: zeek-vlan

```

As usual reload faucet configuration file.

```
sudo systemctl reload faucet
```

If we generate some DNS traffic on either of the hosts VLANs

```
as_ns host4 host -t txt does.it.work 192.168.3.1
```

Then if we inspect the Zeek logs for DNS `/var/log/bro/current/dns.log`, we should see that Zeek has seen the DNS queries and logged these.

Listing 44: `/var/log/bro/current/dns.log`

```

#separator \x09
#set_separator      ,
#empty_field        (empty)
#unset_field        -
#path               dns
#open               2019-01-17-17-43-56
#fields             ts      uid      id.orig_h      id.orig_p      id.resp_h      id.resp_p      ↵
↪ proto            trans_id      rtt      query          qclass         qclass_name     qtype          qtype_name     ↵
↪ rcode            rcode_name    AA       TC             RD             RA              Z              answers        TTls          ↵
↪ rejected
#types             time      string      addr          port          addr          port          enum          count          interval      ↵
↪ string           count      string      count        string        count        string        bool          bool          bool          ↵
↪ bool            count      vector[string] vector[interval]          bool

```

(continues on next page)

(continued from previous page)

1547700236.794299	CsulWM1Px7fIyPpCVi	192.168.3.10	43428	192.168.3.1	53	↵
↵	udp 14288	0.006973does.it.work	1	C_INTERNET	16	TXT 0 ↵
↵	NOERROR T	F T T	2	TXT 3 yes	0.000000	F
1547700379.311319	CZa11oBd3CgWBgS8	192.168.3.11	45089	192.168.3.1	53	↵
↵	udp 64001	0.000336does.it.work	1	C_INTERNET	16	TXT 0 ↵
↵	NOERROR T	F T T	0	TXT 3 yes	0.000000	F

You can also check if the traffic is being mirrored as expected using `tcpdump` in the `zeek` network namespace:

```
as_ns zeek sudo tcpdump -i veth0 -n -l
```

in one window, and then generating some more DNS traffic, eg:

```
as_ns host4 host -t txt does.it.work 192.168.3.1
```

then you should see something like:

Listing 45: zeek namespace tcpdump output

```
tcpdump: verbose output suppressed, use -v or -vv for full protocol decode
listening on veth0, link-type EN10MB (Ethernet), capture size 262144 bytes
12:19:24.624244 IP 192.168.3.13.38174 > 192.168.3.1.53: 64571+ TXT? does.it.work. (30)
12:19:24.625109 IP 192.168.3.1.53 > 192.168.3.13.38174: 64571* 1/0/0 TXT "yes" (46)
```

1.3 Installation

We recommend installing faucet with `apt` for first time users and provide a *Installing faucet for the first time* tutorial which walks you through all the required steps for setting up faucet and gauge for the first time.

Once installed, see *Configuration* for documentation on how to configure faucet. Also, see *Vendor-specific Documentation* for documentation on how to configure your switch.

More advanced methods of installing faucet are also available here:

1. *Installation using APT*
2. *Installation with Docker*
3. *Installation with Pip*

1.3.1 Installation using APT

We maintain a `apt` repo for installing faucet and its dependencies on Debian-based Linux distributions.

Here is a list of packages we supply:

Package	Description
python3-faucet	Install standalone faucet/gauge python3 library
faucet	Install python3 library, systemd service and default config files
gauge	Install python3 library, systemd service and default config files
faucet-all-in-one	Install faucet, gauge, prometheus and grafana. Easy to use and good for testing faucet for the first time.

Installation on Debian/Raspbian/Raspberry Pi OS and Ubuntu

The apt repo supports the following distro versions:

- Debian 10+
- Raspbian 10+
- Raspberry Pi OS 11+
- Ubuntu 18.04+

The following architectures are supported for each distro:

- amd64
- armhf
- arm64

```
sudo apt-get install curl gnupg apt-transport-https lsb-release
sudo mkdir -p /etc/apt/keyrings/
curl -1sLf https://packagecloud.io/faucetsdn/faucet/gpgkey | sudo gpg --dearmor -o /etc/
↪apt/keyrings/faucet.gpg
echo "deb [signed-by=/etc/apt/keyrings/faucet.gpg] https://packagecloud.io/faucetsdn/
↪faucet/${lsb_release -si | awk '{print tolower($0)}')/ $(lsb_release -sc) main" | sudo_
↪tee /etc/apt/sources.list.d/faucet.list
sudo apt-get update
```

Then to install all components for a fully functioning system on a single machine:

```
sudo apt-get install faucet-all-in-one
```

or you can install the individual components:

```
sudo apt-get install faucet
sudo apt-get install gauge
```

1.3.2 Installation with Docker

We provide official automated builds on [Docker Hub](#) so that you can easily run Faucet and its components in a self-contained environment without installing on the main host system.

The docker images support the following architectures:

- amd64
- 386
- arm/v6
- arm/v7
- arm64/v8
- ppc64le
- s390x

Installing docker

We recommend installing Docker Community Edition (CE) according to the official [docker engine installation guide](#).

Configuring dockers

First, we need to create some configuration files on our host to mount inside the docker containers to configure faucet and gauge:

```
sudo mkdir -p /etc/faucet
sudo vi /etc/faucet/faucet.yaml
sudo vi /etc/faucet/gauge.yaml
```

See the *Configuration* section for configuration options.

Starting dockers

We use Docker tags to differentiate between versions of Faucet. The latest tag will always point to the latest stable release of Faucet. All tagged versions of Faucet in git are also available to use, for example using the `faucet/faucet:1.8.0`. Docker will run the released version 1.8.0 of Faucet.

By default the Faucet and Gauge images are run as the *faucet* user under UID 0, GID 0. If you need to change that it can be overridden at runtime with the Docker flags: `-e LOCAL_USER_ID` and `-e LOCAL_GROUP_ID`.

To pull and run the latest version of Faucet:

```
mkdir -p /var/log/faucet/
docker pull faucet/faucet:latest
docker run -d \
  --name faucet \
  --restart=always \
  -v /etc/faucet:/etc/faucet/ \
  -v /var/log/faucet:/var/log/faucet/ \
  -p 6653:6653 \
  -p 9302:9302 \
  faucet/faucet
```

Port 6653 is used for OpenFlow, port 9302 is used for Prometheus - port 9302 may be omitted if you do not need Prometheus.

To pull and run the latest version of Gauge:

```
mkdir -p /var/log/faucet/gauge/
docker pull faucet/gauge:latest
docker run -d \
  --name gauge \
  --restart=always \
  -v /etc/faucet:/etc/faucet/ \
  -v /var/log/faucet:/var/log/faucet/ \
  -p 6654:6653 \
  -p 9303:9303 \
  faucet/gauge
```

Port 6654 is used for OpenFlow, port 9303 is used for Prometheus - port 9303 may be omitted if you do not need Prometheus.

Additional arguments

You may wish to run faucet under docker with additional arguments, for example: setting certificates for an encrypted control channel. This can be done by overriding the docker entrypoint like so:

```
docker run -d \
  --name faucet \
  --restart=always \
  -v /etc/faucet:/etc/faucet/ \
  -v /etc/ryu/ssl:/etc/ryu/ssl/ \
  -v /var/log/faucet:/var/log/faucet/ \
  -p 6653:6653 \
  -p 9302:9302 \
  faucet/faucet \
  faucet \
  --ctl-privkey /etc/ryu/ssl/ctrlr.key \
  --ctl-cert /etc/ryu/ssl/ctrlr.cert \
  --ca-certs /etc/ryu/ssl/sw.cert
```

You can get a list of all additional arguments faucet supports by running:

```
docker run -it faucet/faucet faucet --help
```

Docker compose

This is an example docker-compose file that can be used to set up gauge to talk to Prometheus and a Grafana instance for dashboards and visualisations.

It can be run with:

```
docker-compose pull
docker-compose up
```

The time-series databases with the default settings will write to `/opt/prometheus/` you can edit these locations by modifying the `docker-compose.yaml` file.

On OSX, some of the default shared paths are not accessible, so to overwrite the location that volumes are written to on your host, export an environment variable name `FAUCET_PREFIX` and it will get prepended to the host paths. For example:

```
export FAUCET_PREFIX=/opt/faucet
```

When all the docker containers are running we will need to configure Grafana to talk to Prometheus. First login to the Grafana web interface on port 3000 (e.g <http://localhost:3000>) using the default credentials of `admin:admin`.

Then add two data sources. Use the following settings for prometheus:

```
Name: Prometheus
Type: Prometheus
Url: http://prometheus:9090
```

Check the connection using test connection.

From here you can add a new dashboard and a graphs for pulling data from the data sources. Hover over the + button on the left sidebar in the web interface and click **Import**.

We will import the following dashboards, just download the following links and upload them through the grafana dashboard import screen:

- Instrumentation
- Inventory
- Port Statistics

1.3.3 Installation with Pip

You can install the latest pip package, or you can install directly from git via pip.

Installing faucet

First, ensure python3 is installed:

```
apt-get install python3 python3-pip
```

Then install the latest stable release of faucet from pypi, via pip:

```
pip3 install faucet
```

Or, install the latest development code from git, via pip:

```
apt-get install git  
pip3 install git+https://github.com/faucetsdn/faucet.git
```

Starting faucet manually

Faucet includes a start up script for starting Faucet and Gauge easily from the command line.

To run Faucet manually:

```
faucet --verbose
```

To run Gauge manually:

```
gauge --verbose
```

There are a number of options that you can supply the start up script for changing various options such as OpenFlow port and setting up an encrypted control channel. You can find a list of the additional arguments by running:

```
faucet --help
```

Starting faucet With systemd

Systemd can be used to start Faucet and Gauge at boot automatically:

```
$EDITOR /etc/systemd/system/faucet.service  
$EDITOR /etc/systemd/system/gauge.service  
systemctl daemon-reload  
systemctl enable faucet.service  
systemctl enable gauge.service  
systemctl restart faucet  
systemctl restart gauge
```

/etc/systemd/system/faucet.service should contain:

Listing 46: faucet.service

```
[Unit]
Description="Faucet OpenFlow switch controller"
After=network-online.target
Wants=network-online.target

[Service]
EnvironmentFile=/etc/default/faucet
User=faucet
Group=faucet
ExecStart=/usr/local/bin/faucet --ryu-config-file=${FAUCET_RYU_CONF} --ryu-ofp-tcp-
↳listen-port=${FAUCET_LISTEN_PORT}
ExecReload=/bin/kill -HUP $MAINPID
Restart=always

[Install]
WantedBy=multi-user.target
```

/etc/systemd/system/gauge.service should contain:

Listing 47: gauge.service

```
[Unit]
Description="Gauge OpenFlow statistics controller"
After=network-online.target
Wants=network-online.target

[Service]
EnvironmentFile=/etc/default/gauge
User=faucet
Group=faucet
ExecStart=/usr/local/bin/gauge --ryu-config-file=${GAUGE_RYU_CONF} --ryu-ofp-tcp-listen-
↳port=${GAUGE_LISTEN_PORT}
Restart=always

[Install]
WantedBy=multi-user.target
```

1.4 Configuration

1.4.1 Faucet configuration

Faucet is configured with a YAML-based configuration file, `faucet.yaml`. The following is example demonstrating a few common features:

Listing 48: faucet.yaml

```
---
include:
  - acls.yaml
```

(continues on next page)

```
vlan:
  office:
    vid: 100
    description: "office network"
    acls_in: [office-vlan-protect]
    faucet_mac: "0e:00:00:00:10:01"
    faucet_vips:
      - '10.0.100.254/24'
      - '2001:100::1/64'
      - 'fe80::c00:00ff:fe00:1001/64'
    routes:
      - route:
          ip_dst: '192.168.0.0/24'
          ip_gw: '10.0.100.2'
  guest:
    vid: 200
    description: "guest network"
    faucet_mac: "0e:00:00:00:20:01"
    faucet_vips:
      - '10.0.200.254/24'
      - '2001:200::1/64'
      - 'fe80::c00:00ff:fe00:2001/64'

routers:
  router-office-guest:
    vlans: [office, guest]

dps:
  sw1:
    dp_id: 0x1
    hardware: "Open vSwitch"
    interfaces:
      1:
        name: "h1"
        description: "host1 container"
        native_vlan: office
        acls_in: [access-port-protect]
      2:
        name: "h2"
        description: "host2 container"
        native_vlan: office
        acls_in: [access-port-protect]
      3:
        name: "g1"
        description: "guest1 container"
        native_vlan: guest
        acls_in: [access-port-protect]
      4:
        name: "s1"
        description: "services container"
        native_vlan: office
        acls_in: [service-port-protect]
```

(continues on next page)

(continued from previous page)

```

5:
  name: "trunk"
  description: "VLAN trunk to sw2"
  tagged_vlans: [office]
  acls_in: [access-port-protect]
sw2:
  dp_id: 0x2
  hardware: "Allied-Telesis"
  interfaces:
    1:
      name: "pi"
      description: "raspberry pi"
      native_vlan: office
      acls_in: [access-port-protect]
    2:
      name: "laptop"
      description: "guest laptop"
      native_vlan: guest
      acls_in: [access-port-protect]
    4:
      name: "s1"
      description: "services Laptop"
      native_vlan: guest
      acls_in: [access-port-protect]
    24:
      name: "trunk"
      description: "VLAN trunk to sw1"
      tagged_vlans: [office, guest]

```

Listing 49: acls.yaml

```

---
acls:
  office-vlan-protect:
    # Prevent IPv4 communication between Office/Guest networks
    - rule:
      dl_type: 0x800      # ipv4
      ipv4_src: 10.0.100.0/24
      ipv4_dst: 10.0.200.0/24
      actions:
        allow: 0        # drop
    - rule:
      actions:
        allow: 1        # allow

  access-port-protect:
    # Drop dhcp servers
    - rule:
      dl_type: 0x800      # ipv4
      nw_proto: 17       # udp
      udp_src: 67        # bootps
      udp_dst: 68        # bootpc

```

(continues on next page)

```
        actions:
            allow: 0          # drop
# Drop dhcpv6 servers
- rule:
    dl_type: 0x86dd         # ipv6
    nw_proto: 17            # udp
    udp_src: 547            # dhcpv6-server
    udp_dst: 546            # dhcpv6-client
    actions:
        allow: 0           # drop
# Drop icmpv6 RAs
- rule:
    dl_type: 0x86dd         # ipv6
    nw_proto: 58            # icmpv6
    icmpv6_type: 134       # router advertisement
    actions:
        allow: 0           # drop
# Drop SMTP
- rule:
    dl_type: 0x800          # ipv4
    nw_proto: 6             # tcp
    tcp_dst: 25             # smtp
    actions:
        allow: 0           # drop
# Force DNS to our DNS server
- rule:
    dl_type: 0x800          # ipv4
    nw_proto: 17            # udp
    udp_dst: 53             # dns
    actions:
        output:
            set_fields:
                - eth_dst: "72:b8:3c:4c:dc:4d"
            port: "s1" # s1 container
# Force DNS to our DNS server
- rule:
    dl_type: 0x800          # ipv4
    nw_proto: 6             # tcp
    tcp_dst: 53             # dns
    actions:
        output:
            set_fields:
                - eth_dst: "72:b8:3c:4c:dc:4d"
            port: "s1" # s1 container
- rule:
    actions:
        allow: 1           # allow

service-port-protect:
# Drop icmpv6 RAs
- rule:
    dl_type: 0x86dd         # ipv6
```

(continues on next page)

(continued from previous page)

```

nw_proto: 58      # icmpv6
icmpv6_type: 134 # router advertisement
actions:
  allow: 0        # drop
# Drop SMTP
- rule:
  dl_type: 0x800  # ipv4
  nw_proto: 6     # tcp
  tcp_dst: 25    # smtp
  actions:
    allow: 0      # drop
- rule:
  actions:
    allow: 1      # allow

```

The datapath ID may be specified as an integer or hex string (beginning with 0x).

A port not explicitly defined in the YAML configuration file will be left down and will drop all packets.

Default Port and Configuration

Faucet uses port 6653 as the default listening port. You can customize this and other settings in the following configuration files:

- */etc/default/faucet*
- */etc/default/gauge*
- */etc/faucet/ryu.conf*

Configuration options

Top Level

Table 1: Faucet.yaml

Attribute	Type	Default	Description
acls	dictionary	{}	Configuration specific to acls. The keys are names of each acl, and the values are config dictionaries holding the acl's configuration (see below).
dps	dictionary	{}	Configuration specific to datapaths. The keys are names or dp_ids of each datapath, and the values are config dictionaries holding the datapath's configuration (see below).
meters	dictionary	{}	Configuration specific to meters. The keys are names of each meter, and the values are config dictionaries holding the meter's configuration (see below).
routers	dictionary	{}	Configuration specific to routers. The keys are names of each router, and the values are config dictionaries holding the router's configuration (see below).
version	integer	2	The config version. 2 is the only supported version.
vans	dictionary	{}	Configuration specific to vlans. The keys are names or vids of each vlan, and the values are config dictionaries holding the vlan's configuration (see below).

DP

DP configuration is entered in the ‘dps’ configuration block. The ‘dps’ configuration contains a dictionary of configuration blocks each containing the configuration for one datapath. The keys can either be string names given to the datapath, or the OFP datapath id.

Table 2: dps: <dp name or id>: {}

Attribute	Type	Default	Description
advertise_interval	integer	30	How often to advertise (eg. IPv6 RAs)
arp_neighbor_timeout	integer	250	ARP and neighbour timeout in seconds
description	string	name	Description of this datapath, strictly informational
dot1x	dictionary	{}	802.1X configuration (see below)
dp_id	integer	The configuration key	The OFP datapath-id of this datapath
drop_broadcast_source_address	boolean	True	If True, Faucet will drop any packet from a broadcast source address
drop_spoofed_faucet_mac	boolean	True	If True, Faucet will drop any packet it receives with an ethernet source address equal to a MAC address that Faucet is using.
group_table	boolean	False	If True, Faucet will use the OpenFlow Group tables to flood packets. This is an experimental feature that is not fully supported by all devices and may not interoperate with all features of faucet.
hardware	string	“Open vSwitch”	The hardware model of the datapath. Defaults to “Open vSwitch”. Other options can be seen in the documentation for valve.py
high_priority	integer	low_priority + 1 (9001)	The high priority value.
highest_priority	integer	high_priority + 98 (9099)	The highest priority number to use.
ignore_learn_ins	integer	10	Ignore every approx nth packet for learning. 2 will ignore 1 out of 2 packets; 3 will ignore 1 out of 3 packets. This limits control plane activity when learning new hosts rapidly. Flooding will still be done by the dataplane even with a packet is ignored for learning purposes.
interfaces	dictionary	{}	Configuration block for interface specific config (see below)

continues on next page

Table 2 – continued from previous page

Attribute	Type	Default	Description
interface_ranges	dictionary	{}	Contains the config blocks for sets of multiple interfaces. The configuration entered here will be used as the defaults for these interfaces. The defaults can be overwritten by configuring the interfaces individually, which will also inherit all defaults not specifically configured. For example, if the range specifies tagged_vlans: [1, 2, 3], and the individual interface specifies tagged_vlans: [4], the result will be tagged_vlans: [4]. The format for the configuration key is a comma separated string. The elements can either be the name or number of an interface or a range of port numbers eg: "1-6,8,port9".
learn_ban_timeout	integer	10	When a host is rapidly moving between ports Faucet will stop learning mac addresses on one of the ports for this number of seconds.
learn_jitter	integer	10	In order to reduce load on the controller Faucet will randomly vary the timeout for learnt mac addresses by up to this number of seconds.
lldp_beacon	dictionary	{}	Configuration block for LLDP beacons
low_priority	integer	low_priority + 9000 (9000)	The low priority value.
lowest_priority	integer	priority_offset (0)	The lowest priority number to use.
max_host_fib_retry_count	integer	10	Limit the number of times Faucet will attempt to resolve a next-hop's l2 address.
max_hosts_per_resolve_cycle	integer	5	Limit the number of hosts resolved per cycle.
max_resolve_backoff_time	integer	32	When resolving next hop l2 addresses, Faucet will back off exponentially until it reaches this value.
metrics_rate_limit_sec	integer	0	Rate limit metric updates - don't update metrics if last update was less than this many seconds ago.
name	string	The configuration key	A name to reference the datapath by.
ofchannel_log	string	None	Name of logfile for openflow logs
packetin_pps	integer	None	Ask switch to rate limit packetin in pps.
slowpath_pps	integer	None	Ask switch to rate limit slowpath in pps.
priority_offset	integer	0	Shift all priority values by this number.
proactive_learn_v4	boolean	True	Whether proactive learning is enabled for IPv4 nexthops
proactive_learn_v6	boolean	True	Whether proactive learning is enabled for IPv6 nexthops
stack	dictionary	{}	Configuration block for stacking config, for loop protection (see below)
timeout	integer	300	Timeout for MAC address learning
use_idle_timeout	boolean	False	Turn on/off the use of idle timeout for src_table, default OFF.

continues on next page

Table 2 – continued from previous page

Attribute	Type	Default	Description
table_sizes	dictionary	{}	For TFM based switches, size of each FAUCET table (any may be specified)
port_table_scale_factor	float	1.0	For TFM based switches, and for tables that are sized by number of ports, scale size estimate.
global_vlan	int	2**11-1	When global routing is enabled, FIB VID used internally

Stacking (DP)

Stacking is configured in the dp configuration block and in the interface configuration block. At the dp level the following attributes can be configured within the configuration block ‘stack’:

Table 3: dps: <dp name or id>: stack: {}

Attribute	Type	Default	Description
priority	integer	0	Setting any value for stack priority indicates that this datapath should be the root for the stacking topology. When multiple stack DPs have a priority value applied, the root will be chosen as the DP with the lowest priority
down_time_multiple	integer	3	The down_time_multiple value determines the number of root update time intervals for a stack node to be considered healthy when not running.
min_stack_health	float	1.0	Minimum percentage value of required UP stack ports for this stack node to be considered healthy. The default value of 1.0 is considered 100%.
min_lacp_health	float	1.0	Minimum percentage value of required UP stack ports for this stack node to be considered healthy. The default value of 1.0 is considered 100%.

LLDP (DP)

LLDP beacons are configured in the dp and interface configuration blocks.

LLDP beacons can be used to, among other things, facilitate physical troubleshooting (e.g. so that a standard cable tester can display port information), verify FAUCET stacking topology, and cue a phone to use the right voice VLAN.

Note

While FAUCET can receive and log LLDP from other devices, FAUCET does not do spanning tree. Those LLDP packets will have no influence on FAUCET’s forwarding decisions.

The following attributes can be configured within the ‘lldp_beacon’ configuration block at the dp level:

Table 4: dps: <dp name or id>: lldp_beacon: {}

Attribute	Type	Default	Description
system_name	string	The datapath name	System name inside LLDP packet
send_interval	integer	None	Seconds between sending beacons
max_per_interval	integer	None	The maximum number of beacons, across all ports to send each interval

Note

When stack ports are enabled FAUCET automatically configures LLDP with the default values for `send_interval` and `max_per_interval` to 5.

802.1X (DP)**Note**

802.1X support is experimental, and there may be incomplete features or bugs. If you find an issue please email the mailing list or create a Github issue.

Faucet implements 802.1X by forwarding EAPOL packets on the dataplane to a socket it is listening on. These packets are then passed through to a RADIUS server which performs the authentication and generates the reply message.

For each instance of Faucet there is only one 802.1X speaker. This 802.1X speaker is configured by the options below. Except for the `'nfv_sw_port'` option, the configuration for the speaker is configured using the first dp's dot1x config dictionary. For all other dps only the `'nfv_sw_port'` option is required with the others ignored.

A basic network and configuration with two hosts may look like:

A brief overview of the current state of the implementation:

Implemented:

- EAP Types: MD5, PEAP, TLS, TTLS.
- Authentication session expiry default 3600 seconds. (configurable (per authentication) via returning the Session-Timeout attribute in the RADIUS Access-Accept message).
- Faucet connects to a single RADIUS server, and passes through all EAP messages.
- Client can end session with EAP-Logoff.
- Dynamic assignment of the native VLAN. Use RADIUS attribute Private-Group-Tunnel-ID in Radius Access-Accept with the name of the faucet VLAN.

Not Supported (yet):

- RADIUS Accounting.
- Multiple RADIUS Servers.
- Other EAP types. E.g. FAST, ...
- Dynamic assignment of ACL.

802.1X port authentication is configured in the `dp` configuration block and in the interface configuration block. At the `dp` level the following attributes can be configured with the configuration block `'dot1x'`:

Table 5: `dps: <dp name or id>: dot1x: {}`

Attribute	Type	Default	Description
<code>nfv_intf</code>	<code>str</code>		The interface for Faucet to listen for EAP packets from the dataplane. - NOTE: Faucet will only use the config from the first <code>dp</code>
<code>nfv_sw_port</code>	<code>int</code>		Switch port number that connects to the Faucet server's <code>nfv_intf</code>
<code>radius_ip</code>	<code>str</code>		IP address of RADIUS Server the 802.1X speaker will authenticate with. - NOTE: Faucet will only use the config from the first <code>dp</code>
<code>radius_port</code>	<code>int</code>	1812	UDP port of RADIUS Server the 802.1X speaker will authenticate with. - NOTE: Faucet will only use the config from the first <code>dp</code>
<code>radius_secret</code>	<code>str</code>		Shared secret used by the RADIUS server and the 802.1X speaker. - NOTE: Faucet will only use the config from the first <code>dp</code>
<code>noauth_acl</code>	<code>str</code>	None	The name of the defined ACL [refer to <code>acls.yaml</code> for more information] that will be set to all 802.1X ports by default, that is before any user is authenticated. - NOTE: Faucet will only use the config from the first <code>dp</code>
<code>auth_acl</code>	<code>str</code>	None	The name of the defined ACL [refer to <code>acls.yaml</code> for more information] that will be set to an 802.1X port when a user authenticates. - NOTE: Faucet will only use the config from the first <code>dp</code>
<code>dot1x_assigned</code>	<code>boolean</code>	False	True, if this ACL can be dynamically assigned by a RADIUS server during 802.1X authentication.

Interfaces

Configuration for each interface is entered in the `'interfaces'` configuration block within the config for the datapath. Each interface configuration block is a dictionary keyed by the interface name.

Defaults for groups of interfaces can also be configured under the `'interface-ranges'` attribute within the datapath configuration block. These provide default values for a number of interfaces which can be overwritten with the config block for an individual interface. These are keyed with a string containing a comma separated list of OFP port numbers, interface names or with OFP port number ranges (eg. 1-6).

Table 6: dps: <dp name or id>: interfaces: <interface name or OFP port number>: {}

Attribute	Type	Default	Description
acl_in	integer or string	None	Deprecated, replaced by acls_in which accepts a list. The acl that should be applied to all packets arriving on this port. referenced by name or list index
acls_in	a list of ACLs, as integers or strings	None	A list of ACLs that should be applied to all packets arriving on this port. referenced by name or list index. ACLs listed first take priority over those later in the list.
description	string	Name (which defaults to the configuration key)	Description, purely informational
dot1x	boolean	False	Enable 802.1X port authentication (NOTE: Requires ACL with dot1x_assigned attribute, for 802.1X Per User ACLs)
dot1x_acl	boolean	False	Enable 802.1X ACL functionality on port (NOTE: Requires dot1x attribute)
dot1x_mab	boolean	False	Enable 802.1X Mac Authentication Bypass on port (NOTE: Requires dot1x attribute)
enabled	boolean	True	Allow packets to be forwarded through this port.
hairpin	boolean	False	If True it allows packets arriving on this port to be output to this port. This is necessary to allow routing between two vlans on this port, or for use with a WIFI radio port.
lldp_beacon	dictionary	{}	Configuration block for lldp configuration
loop_protect	boolean	False	if True, do simple (host/access port) loop protection on this port.
loop_protect_external	boolean	False	if True, do external (other switch) loop protection on this port.
max_hosts	integer	255	the maximum number of mac addresses that can be learnt on this port.
mirror	a list of integers or strings	None	Mirror all allowed packets recieved from (subject to ACLs), and all packets transmitted to, the ports specified (by name or by port number), to this port. If mirroring of denied by ACL packets is desired, use the ACL rule mirror option. The mirrored packets are from the perspective of hosts on the mirrored port (for example, a packet with a VLAN tag, transmitted to a host on a mirrored and untagged port, will be mirrored without its original VLAN tag). NOTE: If packets are exchanged between two ports that are both mirrored, depending on the OpenFlow switch, only one copy of the mirrored traffic may be sent (when a port sends a packet, not when the other receives it). This is because some implementations cannot send a packet more than once to the same port.

1.4.1.4. Configuration

string The configuration key.

a name to reference this port by.

81

native_vlan integer or string The vlan associated with untagged packets arriving and leaving this interface.

number integer The OFP port number for this port.

Stacking (Interfaces)

Stacking port configuration indicates how datapaths are connected when using stacking. The configuration is found under the 'stack' attribute of an interface configuration block. The following attributes can be configured:

Table 7: dps: <dp name or id>: interfaces: <interface name or port number: stack: {}

Attribute	Type	Default	Description
dp	integer string	or None	The name or dp_id of the dp connected to this port
port	integer string	or None	The name or OFP port number of the interface on the remote dp connected to this interface.

LLDP (Interfaces)

Interface specific configuration for LLDP.

Table 8: dps: <dp name or id>: interfaces: <interface name or port number: lldp_beacon: {}

Attribute	Type	Default	Description
enable	boolean	False	Enable sending lldp beacons from this interface
org_tlvs	list	[]	Definitions of Organisational TLVs to add to LLDP beacons
port_descr	string	Interface description	Port description to use in beacons from this interface
system_name	string	lldp_beacon (dp) system name	The System Name to use in beacons from this interface

LLDP Organisational TLVs (Interfaces)

Faucet allows defining organisational TLVs for LLDP beacons. These are configured in a list under lldp_beacons/org_tlvs at the interfaces level of configuration.

Each list element contains a dictionary with the following elements:

Table 9: dps: <dp name or id>: interfaces: <interface name or port number: lldp_beacon: org_tlvs: - {}

Attribute	Type	Default	Description
info	string	None	The info field of the tlv, as a hex string
oui	integer	None	The Organisationally Unique Identifier
subtype	integer	None	The organizationally defined subtype

Router

Routers config is used to allow routing between VLANs, and optionally BGP. Routers configuration is entered in the 'routers' configuration block at the top level of the faucet configuration file. Configuration for each router is an entry in the routers dictionary and is keyed by a name for the router. The following attributes can be configured:

Table 10: routers: <router name>: {}

Attribute	Type	Default	Description
vlan	list of integers or strings	None	Enables inter-vlan routing on the given VLANs.
bgp	BGP configuration.	None	See below for BGP configuration.

BGP

Routers config to enable BGP routing.

Table 11: routers: <router name>: {}

Attribute	Type	Default	Description
as	integer	None	The local AS number to used when speaking BGP
connect_mode	string	"passive"	Must be "passive"
neighbor_addresses	list of strings (IP addresses)	None	The list of BGP neighbours
neighbor_as	integer	None	The AS Number for the BGP neighbours
routerid	string (IP address)	None	BGP router ID.
server_addresses	list of strings (IP addresses)	None	IP addresses for FAUCET to listen for incoming BGP addresses.
port	integer	None	Port to use for BGP sessions
vlan	string	None	The VLAN to add/remove BGP routes from.

VLAN

VLANs are configured in the 'vlans' configuration block at the top level of the faucet config file. The config for each vlan is an entry keyed by its vid or a name. The following attributes can be configured:

Table 12: vlans: <vlan name or vid>: { }

Attribute	Type	Default	Description
acl_in	string or integer	None	Deprecated, replaced by acls_in which accepts a list. The acl to be applied to all packets arriving on this vlan.
acls_in	a list of ACLs, as integers or strings	None	The acl to be applied to all packets arriving on this vlan. ACLs listed first take priority over those later in the list. NOTE: packets from coprocessor port are not subject to vlan acls, because coprocessors intentionally bypass normal input processing including vlan acls and switch/route learning.
description	string	None	Strictly informational
dot1x_assigned	bool	False	True, if this VLAN can be dynamically assigned by a RADIUS server during 802.1X authentication. Otherwise False
faucet_vips	list of strings (IP address prefixes)	None	The IP Address for Faucet’s routing interface on this vlan
faucet_mac	string (MAC address)	None	Set MAC for FAUCET VIPs on this VLAN
max_hosts	integer	255	The maximum number of hosts that can be learnt on this vlan.
minimum_ip_size_check	boolean	True	If False, don’t check that IP packets have a payload (must be False for OVS trace/tutorial to work)
name	string	the configuration key	A name that can be used to refer to this vlan.
proactive_arp_limit	integer	2052	Do not proactively ARP for hosts once this value has been reached (set to None for unlimited)
proactive_nd_limit	integer	2052	Don’t proactively discover IPv6 hosts once this value has been reached (set to None for unlimited)
routes	list of routes	None	Static routes configured on this vlan (see below)
targeted_gw_resolution	boolean	False	If True, and a gateway has been resolved, target the first re-resolution attempt to the same port rather than flooding.
unicast_flood	boolean	True	If False packets to unknown ethernet destination MAC addresses will be dropped rather than flooded.
vid	integer	the configuration key	The vid for the vlan.

Static Routes

Static routes are given as a list. Each entry in the list contains a dictionary keyed with the keyword ‘route’ and contains a dictionary configuration block as follows:

Table 13: vlans: <vlan name or vid>: routes: - route: { }

Attribute	Type	Default	Description
ip_dst	string (IP subnet)	None	The destination subnet.
ip_gw	string (IP address)	None	The next hop for this route

Meters

Note

Meters are platform dependent and not all functions may be available.

Meters are configured under the ‘meters’ configuration block. The meters block contains a dictionary of individual meters each keyed by its name.

Table 14: meters: <meter name>:

Attribute	Type	Default	Description
meter_id	int		Unique identifier.
entry	dictionary		Defines the meter actions. Details Below.

Table 15: : meters: <meter name>: entry:

Attribute	Type	Default	Description
flags	string or list of strings	KBPS	Possible values are ‘KBPS’ (Rate value in kb/s (kilo-bit per second)), ‘PKTSP’ (Rate value in packet/sec.), ‘BURST’ (Do burst size), ‘STATS’ (Collect statistics)
bands	list of bands (which are dictionaries, see below)		

Table 16: : meters: <meter name>: entry: bands:

Attribute	Type	Default	Description
type	string		'DROP' - drop packets when the band rate is exceeded, or 'DSCP_REMARK' - use a simple DiffServ policer to remark the DSCP field in the IP header of packets that exceed the band rate.
rate	int		Rate for dropping or remarking packets, depending on the above type. Value is in KBPS or PKTPS flag depending on the flag set.
burst_size	int		Only used if flags includes BURST. Indicates the length of packet or byte burst to consider for applying the meter.
prec_level	int		Only used if type is DSCP_REMARK. The amount by which the drop precedence should be increased.

ACLs

ACLs are configured under the 'acls' configuration block. The acls block contains a dictionary of individual acls each keyed by its name.

Each acl contains a list of rules: a packet will have the first matching rule applied to it.

Each rule is a dictionary containing the single key 'rule' with matches and actions. Matches are key/values based on the [ryu RESTful API](#). Actions is a dictionary of actions to apply upon match.

Note

When setting allow to true, the packet will be submitted to the next table AFTER having the output actions applied to it.

Table 17: : acls: <acl name>: - rule: actions: { }

Attribute	Type	Default	Description
allow	boolean	False	If True allow the packet to continue through the Faucet pipeline, if False drop the packet.
force_port_vlan	boolean	False	if True, don't verify VLAN/port association.
cookie	int, 0-2**16	defaults to datapath cookie value	If set, cookie on this flow will be set to this value.
meter	string	None	Meter to apply to the packet
mirror	string or integer	None	Copy the packet, before any modifications, to the specified port (NOTE: ACL mirroring is done in input direction only)
output	dictionary or list	None	Used to apply more specific output actions for an ACL
ct	dictionary	None	Used to apply connection tracking to the specified flow.

The output action contains a dictionary with the following elements:

Note

When using the dictionary format, Faucet will build the actions in the following order: pop_vlans, vlan_vids, swap_vid, vlan_vids, set_fields, port, ports and then failover. The ACL dictionary format also restricts using port & ports, vlan_vid & vlan_vids at the same time.

Note

When using the list format, the output actions will be applied in the user defined order.

Table 18: : acls: <acl name>: - rule: actions: output: { }

Attribute	Type	Default	Description
set_fields	list of dictionaries	None	A list of fields to set with values, eg. eth_dst: "1:2:3:4:5:6"
port	integer or string	None	The port to output the packet to.
ports	list of [integer or string]	None	The list of ports the packet will be output through.
pop_vlans	boolean	False	Pop vlan tag before output.
vlan_vid	integer	False	Push vlan tag before output.
swap_vid	integer	None	Rewrite the vlan vid of the packet when outputting
vlan_vids	list of [integer or {vid: integer, eth_type: integer}]	None	Push vlan tags on output, with optional eth_type.
failover	dictionary	None	Output with a failover port (see below).
tunnel	dictionary	None	Generic port output to any port in the stack

Failover is an experimental option, but can be configured as follows:

Table 19: : acls: <acl name>: - rule: actions: output: failover: { }

Attribute	Type	Default	Description
group_id	integer	None	The OFP group id to use for the failover group
ports	list	None	The list of ports the packet can be output through.

A tunnel ACL will encapsulate a packet before sending it through the stack topology.

Note

Currently tunnel ACLs only support VLAN encapsulation.

Table 20: : acls: <acl name>: - rule: actions: output: tunnel: { }

Attribute	Type	Default	Description
type	str	'vlan'	The encapsulation type for the packet. Default is to encapsulate using QinQ.
tunnel_id	int/str	VID that is greater than the largest configured VID	The ID for the encapsulation type
dp	int/str	None	The name or dp_id of the dp where the output port belongs
port	int/str	None	The name or port number of the interface on the remote DP to output the packet
exit_instructions	list	None	An additional list of output actions to apply to the packet after decapsulating from the tunnel and before outputting to the destination. This is in the form of the ordered ACL output actions.
maintain_encapsulation	bool	False	Forces the tunnel encapsulation to be kept on the packet upon exiting the tunnel
bi_directional	bool	False	If true, configures a reverse path (from the destination to the source) indicated by a different VLAN_PCP using the same tunnel ID
reverse	bool	False	If true, configures the tunnel to be solely a 'reverse' tunnel. Indicated by a different VLAN_PCP, potentially using a used tunnel ID. This provides a more general reverse tunnel output that can go to a different destination.

1.4.2 Gauge configuration

Gauge is configured similarly with, `gauge.yaml`. The following is an example demonstrating a few common features:

Listing 50: `gauge.yaml`

```

---
# Recommended configuration is Prometheus for all monitoring, with all_dps: true
faucet_configs:
  - '/etc/faucet/faucet.yaml'
watchers:
  port_status_poller:
    type: 'port_state'
    all_dps: true
    # dps: ['sw1', 'sw2']
    db: 'prometheus'
  port_stats_poller:
    type: 'port_stats'
    all_dps: true
    # dps: ['sw1', 'sw2']
    interval: 10
    db: 'prometheus'

```

(continues on next page)

(continued from previous page)

```
flow_table_poller:
  type: 'flow_table'
  all_dps: true
  interval: 60
  db: 'prometheus'
dbs:
  prometheus:
    type: 'prometheus'
    prometheus_addr: '0.0.0.0'
    prometheus_port: 9303
  ft_file:
    type: 'text'
    compress: true
    path: 'flow_tables'
```

1.4.3 Verifying configuration

You can verify that your configuration is correct with the `check_faucet_config` script:

```
check_faucet_config /etc/faucet/faucet.yaml
```

1.4.4 Configuration examples

For complete working examples of configuration features, see the unit tests, `tests/faucet_mininet_test.py`. For example, `FaucetUntaggedACLTest` shows how to configure an ACL to block a TCP port, `FaucetTaggedIPv4RouteTest` shows how to configure static IPv4 routing.

1.4.5 Applying configuration updates

You can update FAUCET's configuration by sending it a HUP signal. This will cause it to apply the minimum number of flow changes to the switch(es), to implement the change.

```
pkill -HUP -f faucet.faucet
```

1.4.6 Configuration in separate files

Extra DP, VLAN or ACL data can also be separated into different files and included into the main configuration file, as shown below. The `include` field is used for configuration files which are required to be loaded, and Faucet will log an error if there was a problem while loading a file. Files listed on `include-optional` will simply be skipped and a warning will be logged instead.

Files are parsed in order, and both absolute and relative (to the configuration file) paths are allowed. DPs, VLANs or ACLs defined in subsequent files overwrite previously defined ones with the same name.

```
faucet.yaml
```

```
include:
  - /etc/faucet/dps.yaml
  - /etc/faucet/vlans.yaml

include-optional:
  - acls.yaml
```

```
dps.yaml
```

```
# Recursive include is allowed, if needed.
# Again, relative paths are relative to this configuration file.
include-optional:
  - override.yaml

dps:
  test-switch-1:
    ...
  test-switch-2:
    ...
```

1.4.7 Environment variables

You can use environment variables to override default behaviour of faucet such as paths for configuration files and port numbers.

Environment Variable	Type	Default	Description
FAUCET_CONFIG	Colon-separated list of file paths	/etc/faucet/faucet.yaml: /etc/ryu/faucet/faucet.yaml	Faucet will load its configuration from the first valid file in list
FAUCET_STACK_ROOT_STATE_UP	int	10	Configures the number of seconds to wait before checking stack root health. If the current root is unhealthy, a new root will be nominated. If set to 0, Faucet will not check root node health.
FAUCET_CONFIG_AUTO_REVERT	boolean	False	If true, Faucet will attempt to revert a bad config file back to the last known good version.
FAUCET_CONFIG_STAT_RELOAD	boolean	False	If true, faucet will automatically reload itself and apply new configuration when FAUCET_CONFIG changes
FAUCET_LOG_LEVEL	Python log level	INFO	Log verbosity
FAUCET_LOG	File path or STDOUT or STDERR	/var/log/faucet/ faucet.log	Location for faucet to log messages to, can be special values STDOUT or STDERR
FAUCET_EXCEPTION_LOG	File path or STDOUT or STDERR	/var/log/faucet/ faucet_exception.log	Location for faucet log to log exceptions to, can be special values STDOUT or STDERR
FAUCET_EVENT_SOCKET	Socket path		Location to a UNIX socket where faucet will write events to, or empty to disable events
FAUCET_EVENT_SOCKET_HEARTBEAT	seconds	0	If set to a value greater than 0, it emits a dummy event every n seconds so that faucet knows if the event socket connection is broken and closes the connection on it's side.
FAUCET_PROMETHEUS_PORT	Port	9302	TCP port to listen on for faucet prometheus client
FAUCET_PROMETHEUS_ADDR	IP address	0.0.0.0	IP address to listen on for faucet prometheus client
GAUGE_CONFIG	Colon-separated list of file paths	/etc/faucet/gauge.yaml: /etc/ryu/faucet/gauge.yaml	Gauge will load it's configuration from the first valid file in list
GAUGE_CONFIG_STAT_RELOAD	boolean	False	If true, gauge will automatically reload itself and apply new configuration when GAUGE_CONFIG changes
GAUGE_LOG_LEVEL	Python log level	INFO	Log verbosity
GAUGE_LOG	File path or STDOUT or STDERR	/var/log/faucet/	Location for gauge to log messages to, can be special values STDOUT or STDERR

1.5 Monitoring

Faucet can be monitored in a number of ways. Both the faucet and gauge services export instrumentation data via a built-in Prometheus exporter which can be consumed by [Prometheus](#). By default the Prometheus exporter is available on port 9302, this can be changed with *Environment variables* (`FAUCET_PROMETHEUS_PORT` and `FAUCET_PROMETHEUS_ADDR`).

Gauge also collects conventional switch statistics (port counters, port state, etc) and can export these to a number of different databases (including Prometheus). For information on configuring gauge see the [Gauge configuration](#) section.

1.5.1 Prometheus metrics

Below is a list of the metrics exported by faucet and gauge.

Exported by faucet

Table 21: Faucet prometheus metrics

Metric	Type	Description
faucet_pbr_version	gauge	Faucet PBR version
ryu_config	gauge	ryu configuration option
faucet_stack_root_dpид	gauge	set to current stack root DPID
faucet_config_reload_requests_total	counter	number of config reload requests
faucet_config_load_error	gauge	1 if last attempt to re/load config failed
faucet_config_hash	info	file hashes for last successful config
faucet_config_hash_func	gauge	algorithm used to compute config hashes
faucet_config_applied	gauge	fraction of DPs that we have tried to apply config to
faucet_event_id	gauge	highest/most recent event ID to be sent
faucet_config_reload_warm_total	counter	number of warm, differences only config reloads executed
faucet_config_reload_cold_total	counter	number of cold, complete reprovision config reloads executed
of_ignored_packet_ins_total	counter	number of OF packet_ins received but ignored from DP (due to rate limiting)
of_unexpected_packet_ins_total	counter	number of OF packet_ins received that are unexpected from DP (e.g. for unknown VLAN)
of_packet_ins_total	counter	number of OF packet_ins received from DP
of_non_vlan_packet_ins_total	counter	number of OF packet_ins received from DP, not associated with a FAUCET VLAN
of_vlan_packet_ins_total	counter	number of OF packet_ins received from DP, associated with a FAUCET VLAN
of_flowmsgs_sent_total	counter	number of OF flow messages (and packet outs) sent to DP
of_errors_total	counter	number of OF errors received from DP
of_dp_connections_total	counter	number of OF connections from a DP
of_dp_disconnections_total	counter	number of OF connections from a DP
vlan_hosts_learned	gauge	number of hosts learned on a VLAN
port_vlan_hosts_learned	gauge	number of hosts learned on a port and VLAN
vlan_neighbors	gauge	number of L3 neighbors on a VLAN (whether resolved to L2 addresses, or not)
vlan_learn_bans	gauge	number of times learning was banned on a VLAN
faucet_config_table_names	gauge	number to names map of FAUCET pipeline tables
faucet_packet_in_secs	his- togram	FAUCET packet in processing time

continues on next page

Table 21 – continued from previous page

Metric	Type	Description
faucet_valve_service_secs	his- togram	FAUCET valve service processing time
bgp_neighbor_uptime	gauge	BGP neighbor uptime in seconds
bgp_neighbor_routes	gauge	BGP neighbor route count
learned_macs	gauge	MAC address stored as 64bit number to DP ID, port, VLAN, and n (discrete index)
port_status	gauge	status of switch ports
port_stack_state	gauge	state of stacking on a port
port_learn_bans	gauge	number of times learning was banned on a port
learned_l2_port	gauge	learned port of l2 entries
port_lacp_role	gauge	LACP role of a port
port_lacp_state	gauge	state of LACP on a port
dp_status	gauge	status of datapaths
dp_root_hop_port	gauge	port that leads to stack root DP
of_dp_desc_stats	gauge	DP description (OFPPDescStatsReply)
stack_cabling_errors_total	counter	number of cabling errors detected in all FAUCET stacks
stack_probes_received_total	counter	number of stacking messages received
is_dp_stack_root	gauge	bool indicating if dp is stack root
dp_dot1x_success_total	counter	number of successful authentications on dp
dp_dot1x_failure_total	counter	number of authentications attempts failed on dp
dp_dot1x_logoff_total	counter	number of eap-logoff events on dp
port_dot1x_success_total	counter	number of successful authentications on port
port_dot1x_failure_total	counter	number of authentications attempts failed on port
port_dot1x_logoff_total	counter	number of eap-logoff events on port
lacp_port_id	gauge	lacp port ID for for port
port_stack_state_change_count_total	counter	number of changes in port stack state
port_lacp_state_change_count_total	counter	number of changes in port lacp state
stack_root_change_count_total	counter	number of changes in stack root

Exported by gauge

Table 22: Gauge prometheus metrics

Metric	Type	Description
faucet_pbr_version	gauge	Faucet PBR version
dp_status	gauge	status of datapaths
of_port_tx_packets	gauge	
of_port_rx_packets	gauge	
of_port_tx_bytes	gauge	
of_port_rx_bytes	gauge	
of_port_tx_dropped	gauge	
of_port_rx_dropped	gauge	
of_port_tx_errors	gauge	
of_port_rx_errors	gauge	
of_port_reason	gauge	
of_port_state	gauge	
of_port_curr_speed	gauge	
of_port_max_speed	gauge	
of_meter_flow_count	gauge	
of_meter_byte_in_count	gauge	
of_meter_packet_in_count	gauge	
of_meter_byte_band_count	gauge	
of_meter_packet_band_count	gauge	

1.6 Configuration Recipe Book

In this section we will cover some common network configurations and how you would configure these with the Faucet YAML configuration format.

1.6.1 Forwarding

1.6.2 Routing

1.6.3 Policy

1.7 Vendor-specific Documentation

1.7.1 Faucet on Allied Telesis products

Introduction

Allied Telesis has a wide portfolio of OpenFlow enabled switches that all support the Faucet pipeline. These OpenFlow enabled switches come in various port configurations of 10/18/28/52/96 with POE+ models as well. Here is a list of some of our most popular switches:

- AT-x930
- SBx908Gen2
- AT-x950
- AT-x510
- AT-x230

Setup

Switch

OpenFlow supported Firmware

OpenFlow has been supported since AlliedWarePlus version 5.4.6 onwards. To inquire more about compatibility of versions, you can contact our [customer support team](#).

OpenFlow configuration

For a **Pure OpenFlow** deployment, we recommend the following configurations on the switch. Most of these configuration steps will be shown with an example.

```

/* Create an OpenFlow native VLAN */
awplus (config)# vlan database
awplus (config-vlan)# vlan 4090

/* Set an IP address for Control Plane(CP)
 * Here we will use vlan1 for Management/Control Plane */
awplus (config)# interface vlan1
awplus (config-if)# ip address 192.168.1.1/24

/* Configure the FAUCET controller
 * Let's use TCP port 6653 for connection to Faucet */
awplus (config)# openflow controller tcp 192.168.1.10 6653

/* (OPTIONAL) Configure GAUGE controller
 * Let's use TCP port 6654 for connection to Gauge */
awplus (config)# openflow controller tcp 192.168.1.10 6654

/* NOTE - Starting from AlliedWarePlus version 5.4.8-2, we have added support for ↵
↵controller name.
 * You can specify a controller name with the optional <name> parameter.
 * Users can still use the previous controller commands (without the name parameter) and ↵
↵the switch will auto-generate
 * a suitable name (starting with "oc") in that case.
 * Here is an example to add a controller with name 'faucet' using TCP port 6653 */
awplus (config)# openflow controller faucet tcp 192.168.1.10 6653

/* User must set a dedicated native VLAN for OpenFlow ports
 * OpenFlow native VLAN MUST be created before it is set!
 * VLAN ID for this native VLAN must be different from the native VLAN for control plane ↵
↵*/
awplus (config)# openflow native vlan 4090

/* Enable OpenFlow on desired ports */
awplus (config)# interface port1.0.1-1.0.46
awplus (config-if)# openflow

/* Disable Spanning Tree Globally */
awplus (config)# no spanning-tree rstp enable

/* Disable Loop protection detection Globally */
awplus (config)# no loop-protection loop-detect

```

(continues on next page)

(continued from previous page)

```
/* OpenFlow requires that ports under its control do not send any control traffic
 * So it is better to disable RSTP and IGMP Snooping TCN Query Solicitation.
 * Disable IGMP Snooping TCN Query Solicitation on the OpenFlow native VLAN */
awplus (config)# interface vlan4090
awplus (config-if)# no ip igmp snooping tcn query solicit
```

Once OpenFlow is up and running and connected to Faucet/Gauge controller, you should be able to verify the operation using some of our show commands.

```
/* To check contents of the DP flows */
awplus# show openflow flows

/* To check the actual rules as pushed by the controller */
awplus# show openflow rules

/* To check the OpenFlow configuration and other parameters */
awplus# show openflow status
awplus# show openflow config
awplus# show openflow coverage
```

Some other OPTIONAL configuration commands, that may be useful to modify some parameters, if needed.

```
/* Set the OpenFlow version other than default version(v1.3) */
awplus (config)# openflow version 1.0

/* Set IPv6 hardware filter size
 * User needs to configure the following command if a packet needs to be forwarded by
↳IPv6 address matching! */
awplus (config)# platform hwfilter-size ipv4-full-ipv6

/* Set the datapath ID(DPID)
 * By default, we use the switch MAC address for datapath-ID.
 * To change the DPID to a hex value 0x1, use the following */
awplus (config)# openflow datapath-id 1

/* NOTE - For all software versions prior to 5.4.7, all data VLAN(s) must be included in
↳the vlan database config
 * on the switch before they can be used by OpenFlow.
 * Here is an example to create DP VLANs 2-100 */
awplus (config)# vlan database
awplus (config-vlan)# vlan 2-100

/* NOTE - Starting from software version 5.4.8-2, in order to negate a controller, you
↳need to specify the controller name.
 * In case you add the controller the legacy way (without the name), the newer software
↳will auto-generate a name which can be
 * used to delete the controller.
 * Here is an example to delete a controller with auto-generated name oc1 */
awplus (config)# no openflow controller oc1
```

Useful Switch related configurations

Note

If the Openflow controller is located in a different VLAN or Network segment, routing needs to be configured so that the switch can talk to the controller.

```
/* To set Timezone: Codes - https://www.timeanddate.com/time/zones/ */
/* For US Pacific Time zone */
awplus (config)# clock timezone NAPST minus 8

/* To set DNS, say a local Gateway also acting as a DNS forwarder 10.20.0.1 */
awplus (config)# ip name-server 10.20.0.1

/* To make sure that DNS and routing correctly work, Gateway address needs to be set.
 * Here, Gateway is set only to the management VLAN, vlan1; 255 is the max depth allowed.
↳*/
awplus (config)# ip route 0.0.0.0/0 vlan1 255
awplus (config)# ip route 0.0.0.0/0 10.20.0.1

/* To see the configured Route database */
awplus# show ip route database

/* To test routing, ping Google.com - note the name to ip resolution */
awplus# ping google.com
```

Setting up PKI Certs for secure connectivity between Switch and Openflow Controller**Note**

There are many ways to get the keys and certificates into the box. Here, both private key (unencrypted PEM formatted) and corresponding Certificate (PEM) as trusted by the Openflow Controller is provided to the Switch Admin for installation.

Getting keys into the Switch flash partition

```
/* Here SCP is used to copy. TFTP, USB, etc are other supported methods */
awplus# copy scp://user@10.20.5.5/home/user/switch-cert.pem switch-cert.pem
awplus# copy scp://user@10.20.5.5/home/user/switch-key_nopass.pem switch-key_nopass.pem

/* Showing only relevant files */
awplus# dir
    1679 -rw- Dec 20 2017 09:04:35  switch-key_nopass.pem
    11993 -rw- Dec 20 2017 09:04:03  switch-cert.pem
```

Setting up Trustpoint for SSL connectivity to Openflow Controller

```
/* Create a local trustpoint */
awplus (config)# crypto pki trustpoint local

/* Point the switch to the OF controller */
awplus (config)# openflow controller ssl 192.168.1.10 6653

/* Allow OpenFlow to use local trustpoint */
```

(continues on next page)

(continued from previous page)

```
awplus (config)# openflow ssl trustpoint local

/* Copy the new key and pvt keys to local trustpoint directory */
awplus# copy switch-key_nopass.pem .certs/pki/local/cakey.pem

Overwrite flash:/.certs/pki/local/cakey.pem (y/n)[n]:y
Copying...
Successful operation

awplus# copy switch-cert.pem .certs/pki/local/cacert.pem

Overwrite flash:/.certs/pki/local/cacert.pem (y/n)[n]:y
Copying...
Successful operation
```

Enabling SNMP for monitoring Management/Control Plane Port

Openflow enabled ports are monitored via Openflow Stats request/response protocol. This means that Management port (and if Openflow control channel port is separate), are not monitored on the switch. Hence, SNMP is used to monitor the same. SNMP v2 is the most widely used. As an example below, let us assume NMS is @ 10.20.30.71

```
/* Check contents of existing access-list */
awplus# show access-list

/* Enable the SNMP agent and enable the generation of authenticate
 * failure traps to monitor unauthorized SNMP access. */
awplus (config)# snmp-server enable trap auth

/* Creating a write access community called sfractalonpremlrw for use by
 * the central network management station at 10.20.30.71 */
awplus (config)# access-list 96 permit 10.20.30.71
awplus (config)# snmp-server community sfractalonpremlrw rw view atview 96

/* Enable link traps on VLANs or specific interfaces (in our case management port) */
awplus (config)# interface port1.0.1
awplus (config-if)# snmp trap link-status

/* Configuring Trap Hosts */
awplus (config)# snmp-server host 10.20.30.71 version 2c sfractalonpremlrw

/* Confirm all SNMP settings */
awplus# show snmp-server
SNMP Server ..... Enabled
IP Protocol ..... IPv4, IPv6
SNMP Startup Trap Delay ..... 30 Seconds
SNMPv3 Engine ID (configured name) ... Not set
SNMPv3 Engine ID (actual) ..... 0x80001f8880a2977c410e3bb658

awplus# show snmp-server community
SNMP community information:
Community Name ..... sfractalonpremlrw
Access ..... Read-write
View ..... atview
```

(continues on next page)

(continued from previous page)

```

awplus# show run snmp
snmp-server
snmp-server enable trap auth
snmp-server community sfractalonpremlrw rw view atview 96
snmp-server host 10.20.30.71 version 2c sfractalonpremlrw
!

/* Check if the interface is configured for SNMP */
awplus# show interface port1.0.1
Interface port1.0.1
  Scope: both
  Link is UP, administrative state is UP
  Thrash-limiting
    Status Not Detected, Action learn-disable, Timeout 1(s)
  Hardware is Ethernet, address is 001a.eb96.6ef2
  index 5001 metric 1 mru 1500
  current duplex full, current speed 1000, current polarity mdi
  configured duplex auto, configured speed auto, configured polarity auto
  <UP,BROADCAST,RUNNING,MULTICAST>
  SNMP link-status traps: Sending (suppressed after 20 traps in 60 sec)
  Link-status trap delay: 0 sec
  input packets 14327037, bytes 3727488153, dropped 0, multicast packets 440768
  output packets 11172202, bytes 2028940085, multicast packets 233192 broadcast_
↳packets 1889
  Time since last state change: 40 days 00:48:38

awplus# show access-list
Standard IP access list 96
  10 permit 10.20.30.71

```

Enabling sFlow for monitoring Management/Control Port

Openflow enabled ports are monitored via Openflow Stats request/response protocol. This means that Management port (and if Openflow control channel port is separate), are not monitored on the switch. Hence, sFlow is used to monitor the same. At this time, no TLS/SSL support is seen on the sFlow Controller channel.

```

/* Check for any existing sFlow configuration */
awplus# show running-config sflow
!

/* Enable sFlow globally */
awplus (config)# sflow enable
% INFO: sFlow will not function until collector address is non-zero
% INFO: sFlow will not function until agent address is set
awplus# show running-config sflow
!
sflow enable
!

/* Confirm the new sFlow settings */
awplus# show sflow
sFlow Agent Configuration:                Default Values

```

(continues on next page)

(continued from previous page)

```

sFlow Admin Status ..... Enabled      [Disabled]
sFlow Agent Address ..... [not set]    [not set]
Collector Address ..... 0.0.0.0        [0.0.0.0]
Collector UDP Port ..... 6343          [6343]
Tx Max Datagram Size ..... 1400        [1400]

sFlow Agent Status:
  Polling/sampling/Tx ..... Inactive because:
    - Agent Addr is not set
    - Collector Addr is 0.0.0.0
    - Polling & sampling disabled on all ports

/* Agent IP MUST be the IP address of the management port of this switch */
awplus (config)# sflow agent ip 192.0.2.23

/* Default sFlow UDP collector port is 6343 */
awplus (config)# sflow collector ip 192.0.2.25 port 6343
awplus (config)# interface port1.0.1
awplus (config-if)# sflow polling-interval 120
awplus (config-if)# sflow sampling-rate 512

awplus# show running-config sflow
!
sflow agent ip 192.0.2.23
sflow collector ip 192.0.2.25
sflow enable
!
interface port1.0.1
  sflow polling-interval 120
  sflow sampling-rate 512
!
awplus#

```

Faucet

Edit the faucet configuration file (/etc/faucet/faucet.yaml) to add the datapath of the switch you wish to be managed by faucet. This yaml file also contains the interfaces that need to be seen by Faucet as openflow ports. The device type (hardware) should be set to Allied-Telesis in the configuration file.

Listing 51: /etc/faucet/faucet.yaml

```

dps:
  allied-telesis:
    dp_id: 0x0000eccd6d123456
    hardware: "Allied-Telesis"
    interfaces:
      1:
        native_vlan: 100
        name: "port1.0.1"
      2:
        tagged_vlans: [2001,2002,2003]
        name: "port1.0.2"

```

(continues on next page)

(continued from previous page)

description: "windscale"

References

- [Allied Telesis x930](#)
- [OpenFlow Configuration Guide](#)
- [Chapter 61 \(SNMP\)](#)
- [SNMP Feature Guide](#)

1.7.2 Faucet on HPE-Aruba Switches

Introduction

All the Aruba's v3 generation of wired switches support the FAUCET pipeline. These switches include:

- 5400R
- 3810
- 2930F

The FAUCET pipeline is only supported from 16.03 release of the firmware onwards. HPE Aruba recommends use of the latest available firmware, which can be downloaded from [HPE Support](#).

For any queries, please post your question on HPE's [SDN forum](#).

Caveats

- IPv6 management of the switch, together OpenFlow is not supported.
- The OFPAT_DEC_NW_TTL action is not supported (when FAUCET is configured as a router, IP TTL will not be decremented).

Setup

In all configuration examples following, substitute 10.0.0.1 for your controller IP address, and 10.0.0.2 for your switch IP address, as appropriate. VLAN 2048 is used for the control plane - you can substitute this for another VID. In any case, the control plane VLAN VID you reserve cannot be used in FAUCET's configuration file (ie. it cannot be controlled by OpenFlow).

Switch

Chassis configuration (5400R only)

Skip this step if you have a fixed configuration system (2930 or 3810).

On a chassis system with insertable cards, new cards are configured to work in a backwards-compatible way (with reduced functionality) unless older cards are disabled in the chassis. To disable older (V2) cards and enable all functionality necessary to operate FAUCET, put the chassis into a mode where only V3 cards are allowed.

```
// Disable backwards compatibility, enable full Openflow flexibility
switch (config)# no allow-v2-modules
```

VLAN/port configuration

Aruba switches require the reservation of each VLAN VID you wish to use in FAUCET, on the switch. Some Aruba switches will allow you to reserve a large range of VIDs at once. If your switch has limited resources, then reserve just the VIDs you need.

The reservation of a VID is accomplished by defining a tagged VLAN. Note even you are using that VLAN VID untagged on a port in FAUCET, it must be reserved as tagged on the switch

- *Using OOBM control-plane (3810, 5400R)*

```
// Increase the maximum number of allowed VLANs on the box and save the configuration.
// If the switch cannot reserve the full range, reserve only the maximum you need.
switch (config)# max-vlans 4094
switch (config)# write mem

// Reboot the box for the new max-vlan configuration to take affect.
switch (config)# boot system

// Configure the control-plane IP address
switch (config)# oobm ip address 10.0.0.2/24

// Create maximum number of VLANs and tag every dataplane port available to each vlan.
↳ Takes up to 30 minutes.
// If the switch cannot reserve the full range, reserve only the VLANs needed.
↳ individually.
switch (config)# vlan 2-4094 tagged all
```

- *Using VLAN control-plane (2930)*

```
// Increase the maximum number of allowed VLANs on the box and save the configuration.
// If the switch cannot reserve the full range, reserve only the maximum you need.
switch (config)# max-vlans 2048
switch (config)# write mem

// Reboot the box for the new max-vlan configuration to take affect.
switch (config)# boot system

// Create a control-plane vlan and add a single control-plane port (port 48)
switch (config)# vlan 2048 untagged 48
switch (config)# vlan 2048 ip address 10.0.0.2/24

// Create maximum number of VLANs and tag every dataplane port available to each vlan,
// except for the control-plane vlan (above). Note that the command below assumes it
// is run on a 52-port switch, with port 48 as the control-plane. Takes up to 20 minutes.
// If the switch cannot reserve the full range, reserve only the VLANs needed.
↳ individually.
switch (config)# vlan 2-2047 tagged 1-47,49-52
```

OpenFlow configuration

Aruba switches reference a controller by ID, so first configure the controllers which will be used. The controller-interface matches the control-plane configuration above.

- *Using OOBM control-plane (3810, 5400R)*

```
// Enter OpenFlow context
switch (config)# openflow
```

(continues on next page)

(continued from previous page)

```
// Configure an OpenFlow controller connection for FAUCET over tcp-port 6653
switch(openflow)# controller-id 1 ip 10.0.0.1 port 6653 controller-interface oobm
```

```
// Configure an OpenFlow controller connection for Gauge over tcp-port 6654
switch(openflow)# controller-id 2 ip 10.0.0.1 port 6654 controller-interface oobm
```

- *Using VLAN control-plane (2930)*

```
// Enter OpenFlow context
switch (config)# openflow
```

```
// Configure an OpenFlow controller connection for FAUCET over tcp-port 6653
switch(openflow)# controller-id 1 ip 10.0.0.1 port 6653 controller-interface vlan 2048
```

```
// Configure an OpenFlow controller connection for Gauge over tcp-port 6654
switch(openflow)# controller-id 2 ip 10.0.0.1 port 6654 controller-interface vlan 2048
```

```
// Enter the OpenFlow instance context
switch(openflow)# instance aggregate
```

```
// Associate the controllers to the instance
switch(of-inst-aggregate)# controller-id 1
switch(of-inst-aggregate)# controller-id 2
```

```
// Associate the controllers in secure mode to the instance
switch(of-inst-aggregate)# controller-id 1 secure
switch(of-inst-aggregate)# controller-id 2 secure
```

```
// Configure the OpenFlow version to be 1.3
switch(of-inst-aggregate)# version 1.3 only
```

```
// Configure the pipeline model type of the instance. It is a must to set it to custom.
switch(of-inst-aggregate)# pipeline-model custom
```

```
// Configure the payload in the packet-ins message to be sent in its original form.
switch(of-inst-aggregate)# packet-in vlan-tagging input-form
```

```
// Ensure the switch re-attempts an OpenFlow connection at least once
// every 10 seconds when connection is dropped/inactive.
switch(of-inst-aggregate)# max-backoff-interval 10
```

```
// Allow OpenFlow to override some protocols which are otherwise excluded from OpenFlow.
↳processing in switch CPU.
```

```
switch(of-inst-aggregate)# override-protocol all
WARNING: Overriding the protocol can also potentially lead to control packets
of the protocol to bypass any of the security policies like ACL(s).
Continue (y/n)? y
```

```
// Enable the instance
switch(of-inst-aggregate)# enable
switch(of-inst-aggregate)# exit
```

(continues on next page)

(continued from previous page)

```
// Enable OpenFlow globally
switch(openflow)# enable
switch(openflow)# exit

// To save the Configuration
switch# save
switch# write mem

// Show running Configuration
switch# show running-config

// Check the OpenFlow instance configuration (includes Datapath ID associated)
switch# show openflow instance aggregate
...

// Easier way to get the Datapath ID associated with the OpenFlow instance
switch# show openflow instance aggregate | include Datapath ID
          Datapath ID                : 00013863bbc41800
```

At this point, OpenFlow is enabled and running on the switch. If the FAUCET controller is running and has connected to the switch successfully, you should see the FAUCET pipeline programmed on the switch.

NOTE: following is an example only, and may look different depending on FAUCET version and which FAUCET features have been enabled.

```
switch# show openflow instance aggregate flow-table
```

OpenFlow Instance Flow Table Information

Table ID	Table Name	Flow Count	Miss Count	Goto Table
0	Port ACL	5	0	1, 2, 3, 4...
1	VLAN	10	0	2, 3, 4, 5...
2	VLAN ACL	1	0	3, 4, 5, 6...
3	Ethernet Source	2	0	4, 5, 6, 7, 8
4	IPv4 FIB	1	0	5, 6, 7, 8
5	IPv6 FIB	1	0	6, 7, 8
6	VIP	1	0	7, 8
7	Ethernet Destination	2	0	8
8	Flood	21	0	*

Table

Table ID	Table Name	Available Free Flow Count
0	Port ACL	Ports 1-52 : 46
1	VLAN	Ports 1-52 : 91
2	VLAN ACL	Ports 1-52 : 50
3	Ethernet Source	Ports 1-52 : 99
4	IPv4 FIB	Ports 1-52 : 100
5	IPv6 FIB	Ports 1-52 : 100

(continues on next page)

(continued from previous page)

```

6    VIP                               Ports 1-52      : 20
7    Ethernet Destination               Ports 1-52      : 99
8    Flood                               Ports 1-52      : 280

```

* Denotes that the pipeline could end here.

```
switch# show openflow instance aggregate
```

```

    Configured OF Version                : 1.3 only
    Negotiated OF Version                : 1.3
    Instance Name                       : aggregate
    Data-path Description                 : aggregate
    Administrator Status                 : Enabled
    Member List                          : VLAN 1, 2, 3, 4, 5, 6, 7, 8, 9, 10, 11,

```

```
↪12,
```

```

    .....
    .....

```

Controller Id	Connection Status	Connection State	Secure	Role
1	Connected	Active	Yes	Equal
2	Connected	Active	Yes	Equal

```
// To just get openflow controllers
```

```
switch (openflow)# show openflow controllers
```

```
Controller Information
```

Controller Id	IP Address	Hostname	Port	Interface
1	0.0.0.0	controller-1.t...	6653	VLAN 2048
2	0.0.0.0	controller-1.t...	6654	VLAN 2048

```
// Copy Running Config to a TFTP Server
```

```
// (first enable TFTP client)
```

```
switch (config)# tftp client
```

Faucet

On the FAUCET configuration file (/etc/faucet/faucet.yaml), add the datapath of the switch you wish to be managed by FAUCET. The device type (hardware) MUST be set to Aruba in the configuration file.

Listing 52: /etc/faucet/faucet.yaml

```

dps:
  aruba-3810:
    dp_id: <DP ID from *show openflow instance aggregate | include Datapath
↪ID*>
    hardware: "Aruba"
    interfaces:
      1:
        native_vlan: 100

```

(continues on next page)

```
2:
   native_vlan: 100
```

Debug

If you encounter a failure or unexpected behavior, it may help to enable debug output on Aruba switches. Debug output displays information about what OpenFlow is doing on the switch at message-level granularity.

```
switch# debug openflow
switch# debug destination session
switch# show debug

Debug Logging

Source IP Selection: Outgoing Interface
Origin identifier: Outgoing Interface IP
Destination:
  Session

Enabled debug types:
  openflow
  openflow packets
  openflow events
  openflow errors
  openflow packets tx
  openflow packets rx
  openflow packets tx pkt_in
  openflow packets rx pkt_out
  openflow packets rx flow_mod
```

PKI setup on switch (OPTIONAL)

Only complete this section if you wish to secure the OpenFlow connection between switch and FAUCET with certificates.

Note

The root certificate container supports only one root certificate not a chain. So, install the one that the CSR (Certificate Signing Request) is signed with.

```
// Configure DNS. Here DNS is set to a local LAN DNS server
switch (config)# ip dns server-address priority 1 10.0.0.1
```

```
switch# show crypto pki application

Certificate Extension Validation :

Application      SAN/CN
-----
openflow         Disabled
syslog           Disabled
```

(continues on next page)

(continued from previous page)

```
// Here, we create CA profile
switch (config)# crypto pki ta-profile EXAMPLE_CA

// Copy the root certificate for the EXAMPLE_CA from a tftp server
switch# copy tftp ta-certificate EXAMPLE_CA 10.0.0.1 myswitch.cert.pem

switch# show crypto pki ta-profile EXAMPLE_CA
  Profile Name      Profile Status                CRL Configured  OCSP Configured
  -----
  EXAMPLE_CA 1 certificate installed          No              No

  Trust Anchor:
  Version: 3 (0x2)
  Serial Number: 4096 (0x1000)
  Signature Algorithm: sha256withRSAEncryption
  ...
  .....
```

// Now we are ready to create a CSR so that a switch identity certificate that
↳is accepted by the controller can be set up.

```
switch (config)# crypto pki identity-profile hpe_sf_switch1 subject common-name myswitch.
↳org MyOrgName org-unit MyOrgUnit locality MyCity state CA country US

switch (config)# show crypto pki identity-profile
  Switch Identity:
    ID Profile Name      : hpe_sf_switch1
    Common Name (CN)    : myswitch
    Org Unit (OU)       : MyOrgUnit
    Org Name (O)        : MyOrgName
    Locality (L)        : MyCity
    State (ST)          : CA
    Country (C)         : US

// Generate CSR
switch (config)# crypto pki create-csr certificate-name hpeswt_switch1_crt ta-profile.
↳EXAMPLE_CA usage openflow

// Copy the printed CSR request and send it to "EXAMPLE_CA"

switch (config)# show crypto pki local-certificate summary
  Name                Usage        Expiration    Parent / Profile
  -----
  hpeswt_switch1_crt  Openflow    CSR           EXAMPLE_CA

// Once the signed certificate is received, copy the same to switch.
switch (config)# copy tftp local-certificate 10.0.0.1 myswitch.cert.pem
000M Transfer is successful

switch (config)# show crypto pki local-certificate summary
  Name                Usage        Expiration    Parent / Profile
```

(continues on next page)

```
-----  
hpeswt_switch1.crt  Openflow  2019/01/02  EXAMPLE_CA
```

References

- [Aruba OpenFlow Administrator Guide \(16.03\)](#)
- [Aruba OS version as of Dec 2017 is 16.05](#)
- [Aruba Switches](#)
- [FAUCET](#)
- [Model 2390F Product Site](#)
- [2930F top level documentation](#)
- [Password settings](#)
- [PKI Setup](#)

1.7.3 Faucet on Lagopus

Introduction

Lagopus is a software OpenFlow 1.3 switch, that also supports DPDK.

FAUCET is supported as of Lagopus 0.2.11 (<https://github.com/lagopus/lagopus/issues/107>).

Setup

Lagopus install on a supported Linux distribution

Install Lagopus according to the [quickstart guide](#). You don't need to install Ryu since we will be using FAUCET and FAUCET's installation takes care of that dependency.

These instructions are for Ubuntu 16.04 (without DPDK). In theory any distribution, with or without DPDK, that Lagopus supports will work with FAUCET.

Create lagopus.dsl configuration file

In this example, Lagopus is controlling two ports, enp1s0f0 and enp1s0f1, which will be known as OpenFlow ports 1 and 2 on DPID 0x1. FAUCET and Lagopus are running on the same host (though of course, they don't need to be).

Listing 53: /usr/local/etc/lagopus/lagopus.dsl

```
channel channel01 create -dst-addr 127.0.0.1 -protocol tcp  
  
controller controller01 create -channel channel01 -role equal -connection-type main  
  
interface interface01 create -type ethernet-rawsock -device enp1s0f0  
interface interface02 create -type ethernet-rawsock -device enp1s0f1  
  
port port01 create -interface interface01  
port port02 create -interface interface02
```

(continues on next page)

(continued from previous page)

```
bridge bridge01 create -controller controller01 -port port01 1 -port port02 2 -dpid 0x1
bridge bridge01 enable
```

Create faucet.yaml

Listing 54: /etc/faucet/faucet.yaml

```
vlans:
  100:
    name: "test"
dps:
  lagopus-1:
    dp_id: 0x1
    hardware: "Lagopus"
    interfaces:
      1:
        native_vlan: 100
      2:
        native_vlan: 100
```

Start Lagopus

Start in debug mode, in a dedicated terminal.

```
lagopus -d
```

Run FAUCET

```
faucet --verbose --ryu-ofp-listen-host=127.0.0.1
```

Test connectivity

Host(s) on enp1s0f0 and enp1s0f1 in the same IP subnet, should now be able to communicate, and FAUCET's log file should indicate learning is occurring:

Listing 55: /var/log/faucet/faucet.log

```
May 11 13:04:57 faucet.valve INFO DPID 1 (0x1) Configuring DP
May 11 13:04:57 faucet.valve INFO DPID 1 (0x1) Delete VLAN vid:100 ports:1,2
May 11 13:04:57 faucet.valve INFO DPID 1 (0x1) VLANs changed/added: [100]
May 11 13:04:57 faucet.valve INFO DPID 1 (0x1) Configuring VLAN vid:100 ports:1,2
May 11 13:04:57 faucet.valve INFO DPID 1 (0x1) Configuring VLAN vid:100 ports:1,2
May 11 13:04:57 faucet.valve INFO DPID 1 (0x1) Port 1 added
May 11 13:04:57 faucet.valve INFO DPID 1 (0x1) Sending config for port 1
May 11 13:04:57 faucet.valve INFO DPID 1 (0x1) Port 2 added
May 11 13:04:57 faucet.valve INFO DPID 1 (0x1) Sending config for port 2
May 11 13:04:57 faucet.valve INFO DPID 1 (0x1) Packet_in src:00:16:41:6d:87:28 in_
↪port:1 vid:100
May 11 13:04:57 faucet.valve INFO learned 1 hosts on vlan 100
May 11 13:04:57 faucet.valve INFO DPID 1 (0x1) Packet_in src:00:16:41:32:87:e0 in_
```

(continues on next page)

```
↪port:2 vid:100
  May 11 13:04:57 faucet.valve INFO      learned 2 hosts on vlan 100
```

1.7.4 Faucet on ZodiacFX

Introduction

ZodiacFX is a small 4 port multi table OF1.3 switch from Northbound Networks.

Caveats

- ZodiacFX allows only one controller (so you cannot run Gauge).
- The default OF port is 6633; it is recommended to use 6653.
- It is recommended to enable ether type filtering to minimize corrupt packets.

Applying recommended config

You can use the following expect script to program the recommended configuration:

Listing 56: conf-zodiac.sh

```
#!/usr/bin/expect

##
## configure ZodiacFX with recommended settings.
##

# Serial port assigned to ZodiacFX
set port /dev/ttyACM0

# ZodiacFX network settings
set configip "10.0.1.99"
set confignetmask "255.255.255.0"
set configgateway "10.0.1.1"

# OpenFlow controller network settings
set configofcontroller "10.0.1.8"
set configofport 6653

set timeout 5
set prompt {Zodiac_FX\#}
set configprompt {Zodiac_FX\(config\) \#}
set spawned [spawn -open [open $port w+]]

send_user "get initial prompt\n"
send "\r"
send "\r"
expect -re $prompt
send_user "found initial prompt\n"
send "config\r"
expect -re $configprompt
send_user "setting ethertype-filter\n"
```

(continues on next page)

(continued from previous page)

```

send "set ethertype-filter enable\r"
expect -re $configprompt
send_user "setting IP address\n"
send "set ip-address $configip\r"
expect -re $configprompt
send "set netmask $confignetmask\r"
expect -re $configprompt
send "set gateway $configgateway\r"
expect -re $configprompt
send_user "setting OF controller\n"
send "set of-controller $configofcontroller\r"
expect -re $configprompt
send "set of-port $configofport\r"
expect -re $configprompt
send_user "save configuration\n"
send "show config\r"
expect -re $configprompt
send "save\r"
expect -re $configprompt
send "exit\r"
expect -re $prompt
send "restart\r"
expect -re "Restarting"

```

Example of running the script:

```

$ sudo ./conf-zodiac.sh
spawn [open ...]
get initial prompt

-----
/___/  ___  ___/ (.)_____ /___/ || /
 / / /__ \_ / / _ \ /___/ /_ /
 / /_ / / / / / / / / /_ / ___ / |
/___/\___/\___,/_/\___,/_\___/ /_ /_ /|_
                                     by Northbound Networks

Type 'help' for a list of available commands

Zodiac_FX#
Zodiac_FX# found initial prompt
config
Zodiac_FX(config)# setting ethertype-filter
set ethertype-filter enable
EtherType Filtering Enabled
Zodiac_FX(config)# setting of-portset of-port 6653
OpenFlow Port set to 6653
Zodiac_FX(config)# save
Writing Configuration to EEPROM (197 bytes)
Zodiac_FX(config)# exit
Zodiac_FX# restart

```

(continues on next page)

(continued from previous page)

Restarting the Zodiac FX, please reopen your terminal application.

1.7.5 Faucet on ZodiacGX

Introduction

ZodiacGX is a small 5 port multi table OF1.3 switch from [Northbound Networks](#). Please see the [documentation](#) for configuring OpenFlow on the switch, and use ZodiacGX as the FAUCET hardware type.

Caveats

- The default OF port is 6633; it is recommended to use 6653.
- Minimum firmware required is v1.01

1.7.6 Faucet on NoviFlow

Introduction

NoviFlow provide a range of switches known to work with FAUCET.

These instructions have been tested on NS1248, NS1132, NS2116, NS2128, NS2122, NS2150, NS21100 switches, using NoviWare versions starting from NW400.5.4, running with FAUCET v1.8.14.

Compared to older versions of NoviWare and Faucet, where manual pipeline configuration was required, it is possible to use the `GenericTFM` Hardware type to make Faucet automatically program the tables based on the needs of its current configuration.

Setup

Configure the CPN on the switch

The only configuration required in the switch is the definition of the IP and ports on which the Faucet controller must be reached. Optionally it is also possible to change the switch DPID. In this example, the server running FAUCET is 10.0.1.8; configuration for CPN interfaces is not shown.

```
set config controller controllergroup faucet controllerid 1 priority 1 ipaddr 10.0.1.8
↪port 6653 security none
set config controller controllergroup gauge controllerid 1 priority 1 ipaddr 10.0.1.8
↪port 6654 security none
set config switch dpid 0x1
```

Create faucet.yaml

In order to exploit the automatic pipeline configuration, the hardware specified in `faucet.yaml` must be `GenericTFM`

```
vlan:
  100:
    name: "test"
dps:
  noviflow-1:
    dp_id: 0x1
    hardware: "GenericTFM"
    interfaces:
      1:
```

(continues on next page)

(continued from previous page)

```

    native_vlan: 100
2:
    native_vlan: 100
etc...
```

Run FAUCET

```
faucet --verbose
```

Using Older Faucet and NoviWare versions

Before the introduction of GenericTFM, Faucet used a static pipeline which needed to be configured in the switch before connecting to the controller. The following match configuration is known to pass the unit tests using NW400.4.3 with FAUCET 1.6.18, but take care to adjust ACL tables matches based on the type of ACL rules defined in the configuration file. Different FAUCET releases may also use different match fields in the other tables.

```

set config pipeline tablesizes 1524 1024 1024 5000 3000 1024 1024 5000 1024 tablewidths.
↪80 40 40 40 40 40 40 40 40
set config table tableid 0 matchfields 0 3 4 5 6 10 11 12 13 14 23 29 31
set config table tableid 1 matchfields 0 3 4 5 6
set config table tableid 2 matchfields 0 5 6 10 11 12 14
set config table tableid 3 matchfields 0 3 4 5 6 10
set config table tableid 4 matchfields 5 6 12
set config table tableid 5 matchfields 5 6 27
set config table tableid 6 matchfields 3 5 10 23 29
set config table tableid 7 matchfields 3 6
set config table tableid 8 matchfields 0 3 6
```

Note that this table configuration will allow most of the automated test cases to pass, except FaucetIPv6TupleTest (which requires IPv6 Src and Dst matching in the ACL table). In order to run this test, table 0 must be configured as follows:

```
set config table tableid 0 matchfields 0 5 6 10 26 27 13 14
```

1.7.7 Faucet on Cisco Switches

Introduction

Cisco supports Openflow with faucet pipeline on the Catalyst 9000 Series switches.

Cisco IOS XE first introduced faucet support in version 16.9.1, however since faucet support is being continually improved on Cisco platforms we recommend running the latest stable release. Currently we would recommend running 16.12.1c or later.

For official Cisco documentation on OpenFlow and faucet support see the following configuration guide:

- [Programmability Configuration Guide, Cisco IOS XE Gibraltar 16.12.x](#)

Setup

Boot up in Openflow Mode

The Catalyst 9K will be in traditional switching mode by default. The below command will enable Openflow mode on the switch.

```
Switch-C9300#
Switch-C9300#configure terminal
Switch-C9300(config)#boot mode ?
openflow  openflow  forwarding mode

Switch-C9300(config)#boot mode openflow
Changes to the boot mode preferences have been stored,
but it cannot take effect until the next reload.
Use "show boot mode" to check the boot mode currently
active.
Switch-C9300(config)#end

Switch-C9300#show boot mode
System initialized in normal switching mode
System configured to boot in openflow forwarding mode

Reload required to boot switch in configured boot mode.

Switch-C9300#reload
```

Configure Openflow

** Configure the Management interface communicate with controller. **

```
Switch-C9300#
Switch-C9300#configure terminal
Switch-C9300(config)#interface GigabitEthernet0/0
Switch-C9300(config-if)#vrf forwarding Mgmt-vrf
Switch-C9300(config-if)#ip address 192.168.0.41 255.255.255.0
Switch-C9300(config-if)#negotiation auto
Switch-C9300(config-if)#end
Switch-C9300#
```

** Configure the Openflow feature and controller connectivity. **

```
Switch-C9300#
Switch-C9300#configure terminal
Switch-C9300(config)#feature openflow
Switch-C9300(config)#openflow
Switch-C9300(config-openflow)#switch 1 pipeline 1
Switch-C9300(config-openflow-switch)#controller ipv4 192.168.0.91 port 6653 vrf Mgmt-vrf_
↪security none
Switch-C9300(config-openflow-switch)#controller ipv4 192.168.0.91 port 6654 vrf Mgmt-vrf_
↪security none
Switch-C9300(config-openflow-switch)#datapath-id 0xABCDEF1234
Switch-C9300(config-openflow-switch)#end
Switch-C9300#
```

** Disable DTP/keepalive on OpenFlow ports which may interfere with FAUCET. **

The following example will disable DTP and keepalives for TenGigabitEthernet1/0/1-24; adjust the range as necessary.

```
Switch-C9300(config)#interface range TenGigabitEthernet1/0/1-24
Switch-C9300(config-if-range)#switchport mode trunk
Switch-C9300(config-if-range)#switchport nonegotiate
Switch-C9300(config-if-range)#spanning-tree bpdupfilter enable
Switch-C9300(config-if-range)#no keepalive
Switch-C9300(config-if-range)#exit
```

** Configure TCP window. **

Configure a larger than default TCP window, so that the switch can output OpenFlow messages to controllers more efficiently.

See <https://www.cisco.com/c/en/us/td/docs/ios-xml/ios/ipapp/configuration/xs-3s/iap-xe-3s-book/iap-tcp.html#GUID-69BF753F-A478-4B38-808F-D7830EB7B70F>

```
Switch-C9300#configure terminal
Switch-C9300(config)#ip tcp window-size 65535
Switch-C9300(config)#exit
Switch-C9300#
```

Faucet

On the FAUCET configuration file (/etc/faucet/faucet.yaml), add the datapath of the switch you wish to be managed by FAUCET. The device type (hardware) should be set to `CiscoC9K` in the configuration file.

Listing 57: /etc/faucet/faucet.yaml

```
dps:
  Cisco-C9K:
    dp_id: 0xABCDEF1234
    hardware: "CiscoC9K"
    interfaces:
      1:
        native_vlan: 100
        name: "port1"
      2:
        native_vlan: 100
        name: "port2"
```

Troubleshooting

Command to check overall openflow configuration

```
Switch-C9300#
Switch-C9300#show openflow switch 1
Logical Switch Context
  Id: 1
  Switch type: Forwarding
  Pipeline id: 1
  Data plane: secure
  Table-Miss default: drop
  Configured protocol version: Negotiate
  Config state: no-shutdown
```

(continues on next page)

(continued from previous page)

```

Working state: enabled
Rate limit (packet per second): 0
Burst limit: 0
Max backoff (sec): 8
Probe interval (sec): 5
TLS local trustpoint name: not configured
TLS remote trustpoint name: not configured
Logging flow changes: Disabled
Stats collect interval (sec): 5
Stats collect Max flows: 9216
Stats collect period (sec): 1
Minimum flow idle timeout (sec): 10
OFA Description:
  Manufacturer: Cisco Systems, Inc.
  Hardware: C9300-48P
  Software: Cisco IOS Software [Fuji], Catalyst L3 Switch Software (CAT9K_IOSXE),
↪Version 16.8.1G03, RELEASE SOFTWARE (fc1) | openvswitch 2.1
  Serial Num: FCW2145L0FP
  DP Description: Faucet-C9300:sw1
OF Features:
  DPID: 0x000000ABCDEF1234
  Number of tables: 9
  Number of buffers: 256
  Capabilities: FLOW_STATS TABLE_STATS PORT_STATS
Controllers:
  192.168.0.91:6653, Protocol: TCP, VRF: Mgmt-vrf
  192.168.0.91:6654, Protocol: TCP, VRF: Mgmt-vrf
Interfaces:
  GigabitEthernet1/0/1
  GigabitEthernet1/0/2
  ....

```

Command to check the openflow flows installed

```

Switch-C9300#
Switch-C9300#show openflow switch 1 flow list
  Logical Switch Id: 1
  Total flows: 9

  Flow: 1 Match: any Actions: drop, Priority: 0, Table: 0, Cookie: 0x0, Duration:
↪33812.029s, Packets: 46853, Bytes: 3636857
  ...

```

Command to check the state of the port status

```

Switch-C9300#
Switch-C9300#show openflow switch 1 ports
  Logical Switch Id: 1

```

Port	Interface Name	Config-State	Link-State	Features
1	Gi1/0/1	PORT_UP	LINK_UP	1GB-HD
2	Gi1/0/2	PORT_UP	LINK_DOWN	1GB-HD
3	Gi1/0/3	PORT_UP	LINK_DOWN	1GB-HD
4	Gi1/0/4	PORT_UP	LINK_DOWN	1GB-HD

Command to check the status of the controller

```
Switch-C9300#
Switch-C9300#show openflow switch 1 controller
Logical Switch Id: 1
Total Controllers: 2

Controller: 1
  192.168.0.91:6653
  Protocol: tcp
  VRF: Mgmt-vrf
  Connected: Yes
  Role: Equal
  Negotiated Protocol Version: OpenFlow 1.3
  Last Alive Ping: 2018-10-03 18:43:07 NZST
  state: ACTIVE
  sec_since_connect: 13150

Controller: 2
  192.16.0.91:6654
  Protocol: tcp
  VRF: Mgmt-vrf
  Connected: Yes
  Role: Equal
  Negotiated Protocol Version: OpenFlow 1.3
  Last Alive Ping: 2018-10-03 18:43:07 NZST
  state: ACTIVE
  sec_since_connect: 12960
```

Command to check controller statistics

```
Switch-C9300#
Switch-C9300#show openflow switch 1 controller stats
Logical Switch Id: 1
Total Controllers: 2

Controller: 1
  address                : tcp:192.168.0.91:6653%Mgmt-vrf
  connection attempts    : 165
  successful connection attempts : 61
  flow adds               : 1286700
  flow mods               : 645
  flow deletes            : 909564
  flow removals           : 0
  flow errors              : 45499
  flow unencodable errors : 0
  total errors            : 45499
  echo requests           : rx: 842945, tx:205
  echo reply              : rx: 140, tx:842945
  flow stats              : rx: 0, tx:0
  barrier                  : rx: 8324752, tx:8324737
  packet-in/packet-out    : rx: 29931732, tx:8772758

Controller: 2
```

(continues on next page)

(continued from previous page)

```
address                : tcp:192.168.0.91:6654%Mgmt-vrf
connection attempts   : 11004
successful connection attempts : 3668
flow adds              : 0
flow mods              : 0
flow deletes          : 0
flow removals         : 0
flow errors            : 0
flow unencodable errors : 0
total errors           : 0
echo requests         : rx: 946257, tx:1420
echo reply             : rx: 1420, tx:946257
flow stats             : rx: 47330, tx:57870
barrier                : rx: 0, tx:0
packet-in/packet-out  : rx: 377, tx:0
```

References

- [Catalyst 9K at-a-glance](#)
- [Catalyst 9400 SUP1](#)
- [Catalyst 9400 Linecard](#)

1.7.8 Faucet on OVS with DPDK

Introduction

Open vSwitch is a software OpenFlow switch, that supports DPDK. It is also the reference switching platform for FAUCET.

Setup

Install OVS on a supported Linux distribution

Install OVS and DPDK per the [official OVS instructions](#), including enabling DPDK at compile time and in OVS's initial configuration.

These instructions are known to work for Ubuntu 16.0.4, with OVS 2.7.0 and DPDK 16.11.1, kernel 4.4.0-77. In theory later versions of these components should work without changes. A multiport NIC was used, based on the Intel 82580 chipset.

Bind NIC ports to DPDK

Note

If you have a multiport NIC, you must bind all the ports on the NIC to DPDK, even if you do not use them all.

From the DPDK source directory, determine the relationship between the interfaces you want to use with DPDK and their PCI IDs:

```
export DPDK_DIR=`pwd`
$DPDK_DIR/tools/dpdk-devbind.py --status
```

In this example, we want to use `enp1s0f0` and `enp1s0f1`.

```
$ ./tools/dpdk-devbind.py --status

Network devices using DPDK-compatible driver
=====
<none>

Network devices using kernel driver
=====
0000:01:00.0 '82580 Gigabit Network Connection' if=enp1s0f0 drv=igb unused=
0000:01:00.1 '82580 Gigabit Network Connection' if=enp1s0f1 drv=igb unused=
0000:01:00.2 '82580 Gigabit Network Connection' if=enp1s0f2 drv=igb unused=
0000:01:00.3 '82580 Gigabit Network Connection' if=enp1s0f3 drv=igb unused=
```

Still from the DPDK source directory:

```
export DPDK_DIR=`pwd`
modprobe vfio-pci
chmod a+x /dev/vfio
chmod 0666 /dev/vfio/*
$DPDK_DIR/tools/dpdk-devbind.py --bind=vfio-pci 0000:01:00.0 0000:01:00.1 0000:01:00.2
→0000:01:00.3
$DPDK_DIR/tools/dpdk-devbind.py --status
```

Confirm OVS has been configured to use DPDK

```
$ sudo /usr/local/share/openvswitch/scripts/ovs-ctl stop
* Exiting ovs-vswitchd (20510)
* Exiting ovsdb-server (20496)
$ sudo /usr/local/share/openvswitch/scripts/ovs-ctl start
* Starting ovsdb-server
* system ID not configured, please use --system-id
* Configuring Open vSwitch system IDs
EAL: Detected 4 lcore(s)
EAL: Probing VFIO support...
EAL: VFIO support initialized
EAL: PCI device 0000:01:00.0 on NUMA socket -1
EAL:   probe driver: 8086:150e net_e1000_igb
EAL:   using IOMMU type 1 (Type 1)
EAL: PCI device 0000:01:00.1 on NUMA socket -1
EAL:   probe driver: 8086:150e net_e1000_igb
EAL: PCI device 0000:01:00.2 on NUMA socket -1
EAL:   probe driver: 8086:150e net_e1000_igb
EAL: PCI device 0000:01:00.3 on NUMA socket -1
EAL:   probe driver: 8086:150e net_e1000_igb
EAL: PCI device 0000:02:00.0 on NUMA socket -1
EAL:   probe driver: 8086:150e net_e1000_igb
EAL: PCI device 0000:02:00.1 on NUMA socket -1
EAL:   probe driver: 8086:150e net_e1000_igb
EAL: PCI device 0000:02:00.2 on NUMA socket -1
EAL:   probe driver: 8086:150e net_e1000_igb
EAL: PCI device 0000:02:00.3 on NUMA socket -1
```

(continues on next page)

(continued from previous page)

```
EAL: probe driver: 8086:150e net_e1000_igb
Zone 0: name:<rte_eth_dev_data>, phys:0x7ffced40, len:0x30100, virt:0x7f843ffced40,
↳socket_id:0, flags:0
* Starting ovs-vswitchd
* Enabling remote OVSDDB managers
```

Configure an OVS bridge with the DPDK ports

```
ovs-vsctl add-br br0 -- set bridge br0 datapath_type=netdev protocols=OpenFlow13
ovs-vsctl add-port br0 dpdk0 -- set interface enp1s0f0 type=dppdk options:dppdk-
↳devargs=0000:01:00.0
ovs-vsctl add-port br0 dpdk1 -- set interface enp1s0f1 type=dppdk options:dppdk-
↳devargs=0000:01:00.1
ovs-vsctl set-fail-mode br0 secure
ovs-vsctl set-controller br0 tcp:127.0.0.1:6653
ovs-ofctl show br0
ovs-vsctl get bridge br0 datapath_id
```

Create faucet.yaml

i Note

Change `dp_id`, to the value reported above, prefaced with “0x”.

Listing 58: `/etc/faucet/faucet.yaml`

```
vlans:
  100:
    name: "test"
dps:
  ovsdppdk-1:
    dp_id: 0x000090e2ba7e7564
    hardware: "Open vSwitch"
    interfaces:
      1:
        native_vlan: 100
      2:
        native_vlan: 100
```

Run FAUCET

```
faucet --verbose --ryu-ofp-listen-host=127.0.0.1
```

Test connectivity

Host(s) on `enp1s0f0` and `enp1s0f1` in the same IP subnet, should now be able to communicate, and FAUCET’s log file should indicate learning is occurring:

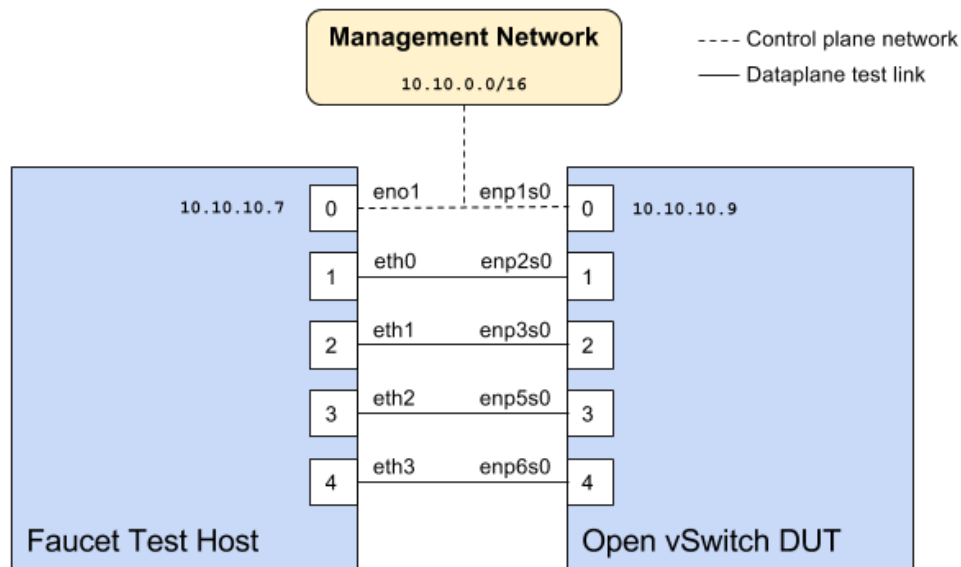
Listing 59: /var/log/faucet/faucet.log

```

May 11 14:53:32 faucet.valve INFO DPID 159303465858404 (0x90e2ba7e7564)
↪Configuring DP
May 11 14:53:32 faucet.valve INFO DPID 159303465858404 (0x90e2ba7e7564) Delete
↪VLAN vid:100 ports:1,2
May 11 14:53:32 faucet.valve INFO DPID 159303465858404 (0x90e2ba7e7564) VLANs
↪changed/added: [100]
May 11 14:53:32 faucet.valve INFO DPID 159303465858404 (0x90e2ba7e7564)
↪Configuring VLAN vid:100 ports:1,2
May 11 14:53:32 faucet.valve INFO DPID 159303465858404 (0x90e2ba7e7564)
↪Configuring VLAN vid:100 ports:1,2
May 11 14:53:32 faucet.valve INFO DPID 159303465858404 (0x90e2ba7e7564) Port 1
↪added
May 11 14:53:32 faucet.valve INFO DPID 159303465858404 (0x90e2ba7e7564) Sending
↪config for port 1
May 11 14:53:32 faucet.valve INFO DPID 159303465858404 (0x90e2ba7e7564) Port 2
↪added
May 11 14:53:32 faucet.valve INFO DPID 159303465858404 (0x90e2ba7e7564) Sending
↪config for port 2
May 11 14:53:33 faucet.valve INFO DPID 159303465858404 (0x90e2ba7e7564) Packet_in
↪src:00:16:41:6d:87:28 in_port:1 vid:100
May 11 14:53:33 faucet.valve INFO learned 1 hosts on vlan 100
May 11 14:53:33 faucet.valve INFO DPID 159303465858404 (0x90e2ba7e7564) Packet_in
↪src:00:16:41:32:87:e0 in_port:2 vid:100
May 11 14:53:33 faucet.valve INFO learned 2 hosts on vlan 100
    
```

1.7.9 Faucet Testing with OVS on Hardware

Setup



Faucet configuration file

Listing 60: /etc/faucet/hw_switch_config.yaml

```
# Faucet Configuration file: /etc/faucet/hw_switch_config.yaml
#
# If hw_switch value set to true, map a hardware OpenFlow switch to ports on this_
↪ machine.
# Otherwise, run tests against OVS locally.
hw_switch: true
hardware: 'Open vSwitch'
dp_ports:
  1: eth0
  2: eth1
  3: eth2
  4: eth3

# Hardware switch's DPID
dpid: 0xacd28f18b
cpn_intf: eno1
of_port: 6636
gauge_of_port: 6637
```

Hardware

1. For Network Interface Cards (NICs), prefer Intel branded models.
2. I have also used Hi-Speed USB to dual Ethernet which works great

Software

1. Ubuntu 16.04 Xenial
2. Open vSwitch 2.7.2+

Commands

Commands to be executed on each side - **Faucet Test host** and **Open vSwitch**.

Commands on Faucet Test Host

Run these commands as root on the Ubuntu system (v16.04 used)

```
$ sudo mkdir -p /usr/local/src/
$ sudo mkdir -p /etc/faucet/
$ sudo cd /usr/local/src/
$ sudo git clone https://github.com/faucetsdn/faucet.git
$ cd faucet
$ sudo ip address show
  1: lo: <LOOPBACK,UP,LOWER_UP> mtu 65536 qdisc noqueue state UNKNOWN group default qlen_
↪ 1000
  link/loopback 00:00:00:00:00:00 brd 00:00:00:00:00:00
  inet 127.0.0.1/8 scope host lo
  valid_lft forever preferred_lft forever
  inet6 ::1/128 scope host
```

(continues on next page)

(continued from previous page)

```

valid_lft forever preferred_lft forever
2: eth0: <BROADCAST,MULTICAST,UP,LOWER_UP> mtu 1500 qdisc mq state UP group default_
↪qlen 1000
link/ether b4:96:91:00:88:a4 brd ff:ff:ff:ff:ff:ff
inet6 fe80::b696:91ff:fe00:88a4/64 scope link
valid_lft forever preferred_lft forever
3: eth1: <BROADCAST,MULTICAST,UP,LOWER_UP> mtu 1500 qdisc mq state UP group default_
↪qlen 1000
link/ether b4:96:91:00:88:a5 brd ff:ff:ff:ff:ff:ff
inet6 fe80::b696:91ff:fe00:88a5/64 scope link
valid_lft forever preferred_lft forever
4: eth2: <BROADCAST,MULTICAST,UP,LOWER_UP> mtu 1500 qdisc mq state UP group default_
↪qlen 1000
link/ether b4:96:91:00:88:a6 brd ff:ff:ff:ff:ff:ff
inet6 fe80::b696:91ff:fe00:88a6/64 scope link
valid_lft forever preferred_lft forever
5: eth3: <BROADCAST,MULTICAST,UP,LOWER_UP> mtu 1500 qdisc mq state UP group default_
↪qlen 1000
link/ether b4:96:91:00:88:a7 brd ff:ff:ff:ff:ff:ff
inet6 fe80::b696:91ff:fe00:88a7/64 scope link
valid_lft forever preferred_lft forever
6: eno1: <BROADCAST,MULTICAST,UP,LOWER_UP> mtu 1500 qdisc mq state UP group default_
↪qlen 1000
link/ether 00:1e:67:ff:f6:80 brd ff:ff:ff:ff:ff:ff
inet 10.10.10.7/16 brd 10.20.255.255 scope global eno1
valid_lft forever preferred_lft forever
inet6 cafe:babe::21e:67ff:feff:f680/64 scope global mngtmpaddr dynamic
valid_lft 86398sec preferred_lft 14398sec
inet6 fe80::21e:67ff:feff:f680/64 scope link
valid_lft forever preferred_lft forever

```

 Tip

To locate the corresponding physical port, you can make the port LED blink with *Ethtool*.

Commands on Open vSwitch

Login as root on the Ubuntu system and install OpenvSwitch and start `openvswitch-switch` service

```

$ sudo apt-get install openvswitch-switch
$ sudo systemctl status openvswitch-switch.service
$ sudo ovs-vsctl add-br ovs-br0
$ sudo ovs-vsctl add-port ovs-br0 enp2s0 -- set Interface enp2s0 ofport_request=1
$ sudo ovs-vsctl add-port ovs-br0 enp3s0 -- set Interface enp3s0 ofport_request=2
$ sudo ovs-vsctl add-port ovs-br0 enp5s0 -- set Interface enp5s0 ofport_request=3
$ sudo ovs-vsctl add-port ovs-br0 enp6s0 -- set Interface enp6s0 ofport_request=4
$ sudo ovs-vsctl set-fail-mode ovs-br0 secure
$ sudo ovs-vsctl set bridge ovs-br0 protocols=OpenFlow13
$ sudo ovs-vsctl set-controller ovs-br0 tcp:10.10.10.7:6636 tcp:10.10.10.7:6637
$ sudo ovs-vsctl get bridge ovs-br0 datapath_id
$ sudo ovs-vsctl show

```

(continues on next page)

(continued from previous page)

```

308038ec-495d-412d-9b13-fe95bda4e176
  Bridge "ovs-br0"
    Controller "tcp:10.10.10.7:6636"
    Controller "tcp:10.10.10.7:6637"
    Port "enp3s0"
      Interface "enp3s0"
    Port "enp2s0"
      Interface "enp2s0"
    Port "enp6s0"
      Interface "enp6s0"
    Port "ovs-br0"
      Interface "ovs-br0"
        type: internal
    Port "enp5s0"
      Interface "enp5s0"
        type: system
    ovs_version: "2.7.0"

$ sudo ovs-vsctl -- --columns=name,ofport list Interface
name           : "ovs-br0"
ofport         : 65534

name           : "enp5s0"
ofport         : 3

name           : "enp2s0"
ofport         : 1

name           : "enp6s0"
ofport         : 4

name           : "enp3s0"
ofport         : 2

```

 **Tip**

To locate the corresponding physical port, you can make the port LED blink with *Ethtool*.

Check port speed information to make sure that they are at least 1Gbps

```

$ sudo ovs-ofctl -O OpenFlow13 dump-ports-desc ovs-br0
OFPST_PORT_DESC reply (OF1.3) (xid=0x2):
  1(enp2s0): addr:00:0e:c4:ce:77:25
    config:      0
    state:       0
    current:     1GB-FD COPPER AUTO_NEG
    advertised:  10MB-HD 10MB-FD 100MB-HD 100MB-FD 1GB-FD COPPER AUTO_NEG AUTO_PAUSE
    supported:   10MB-HD 10MB-FD 100MB-HD 100MB-FD 1GB-FD COPPER AUTO_NEG AUTO_PAUSE
    speed:       1000 Mbps now, 1000 Mbps max
  2(enp3s0): addr:00:0e:c4:ce:77:26
    config:      0

```

(continues on next page)

(continued from previous page)

```

state:      0
current:    1GB-FD COPPER AUTO_NEG
advertised: 10MB-HD 10MB-FD 100MB-HD 100MB-FD 1GB-FD COPPER AUTO_NEG AUTO_PAUSE
supported:  10MB-HD 10MB-FD 100MB-HD 100MB-FD 1GB-FD COPPER AUTO_NEG AUTO_PAUSE
speed: 1000 Mbps now, 1000 Mbps max
3(enp5s0):  addr:00:0e:c4:ce:77:27
config:     0
state:      0
current:    1GB-FD COPPER AUTO_NEG
advertised: 10MB-HD 10MB-FD 100MB-HD 100MB-FD 1GB-FD COPPER AUTO_NEG AUTO_PAUSE
supported:  10MB-HD 10MB-FD 100MB-HD 100MB-FD 1GB-FD COPPER AUTO_NEG AUTO_PAUSE
speed: 1000 Mbps now, 1000 Mbps max
4(enp6s0):  addr:00:0a:cd:28:f1:8b
config:     0
state:      0
current:    1GB-FD COPPER AUTO_NEG
advertised: 10MB-HD COPPER AUTO_NEG AUTO_PAUSE AUTO_PAUSE_ASYM
supported:  10MB-HD 10MB-FD 100MB-HD 100MB-FD 1GB-HD 1GB-FD COPPER AUTO_NEG
speed: 1000 Mbps now, 1000 Mbps max
LOCAL(ovs-br0): addr:00:0a:cd:28:f1:8b
config:     PORT_DOWN
state:      LINK_DOWN
speed: 0 Mbps now, 0 Mbps max

```

Running the tests

Edit the `/etc/faucet/hw_switch_config.yaml` file as shown earlier in this document setting `hw_switch=false` initially for testing.

```

$ sudo cp /usr/local/src/faucet/hw_switch_config.yaml /etc/faucet/hw_switch_config.yaml
$ sudo $EDITOR /etc/faucet/hw_switch_config.yaml
$ cd /usr/local/src/faucet/

```

Install docker by following the *Installing docker* section and then run the hardware based tests by following the *Running the tests* section.

Once the above minitest version is successful with `hw_switch=false`, then edit the `/etc/faucet/hw_switch_config.yaml` file and set `hw_switch=true`.

Run tests again, verify they all pass.

Debugging

TCPDump

Many times, we want to know what is coming in on a port. To check on interface `enp2s0`, for example, use

```
$ sudo tcpdump -A -w enp2s0_all.pcap -i enp2s0
```

Or

```
$ sudo tcpdump -A -w enp2s0_all.pcap -i enp2s0 'dst host <controller-ip-address> and
↳ port 6653'
```

To read the pcap file, use

```
$ sudo tcpdump -r enp2s0_all.pcap
```

More detailed examples are available @ https://www.wains.be/pub/networking/tcpdump_advanced_filters.txt

i Note

On which machine should one run tcpdump?

Depends, if you want to examine the packet_ins that are sent from switch to controller, run on the switch listening on the interface that is talking to the controller. If you are interested on what is coming in on a particular test port, then run it on the Test Host on that interface.

Ethtool

To locate a physical port say enp2s0, make the LED blink for 5 seconds:

```
$ sudo ethtool -p enp2s0 5
```

To figure out speed on the interface. Note that if Speed on the interface is at least not 1G, then tests may not run correctly.

```
$ sudo ethtool enp2s0
$ sudo ethtool enp2s0 | grep Speed
```

References

<https://www.garron.me/en/linux/ubuntu-network-speed-duplex-lan.html>

1.8 External Resources

1.8.1 Blogs

- [a FAUCET dev blog](#)

1.8.2 Configuration

- [faucetagent](#) : gNMI agent for faucet configuration
- [faucetconfrpc](#) : RPC for Faucet configuration Files

1.8.3 Integrations

- [doveSnap](#) : Docker OVS Network Plugin
- [pipette](#) : SDN/NFV coprocessor controller
- [Poseidon](#) : SDN enabled traffic collection, feeding machine learning algorithms
- [DAQ](#) : Device Automated Qualification framework for IoT devices based on Faucet
- [Forch](#) : Faucet Orchestrator for controlling and monitoring a faucet-based network
- [GNS3 Faucet A](#) Faucet GNS3 appliance, to manage GNS3 OVS nodes

1.8.4 Online Tutorials

- <http://docs.openvswitch.org/en/latest/tutorials/faucet/>
- <http://costiser.ro/2017/03/07/sdn-lesson-2-introducing-faucet-as-an-openflow-controller/>
- <https://inside-openflow.com/openflow-tracks/faucet-controller-application-technical-track/>
- <https://blog.cyberreboot.org/building-a-software-defined-network-with-raspberry-pis-and-a-zodiac-fx-switch-97184032cdc1>

1.8.5 Tutorial Videos

- <https://www.youtube.com/watch?v=fuqzzjmcwII>

DEVELOPER DOCUMENTATION

2.1 Developer Guide

This file contains an overview of architecture, coding design/practices, testing and style.

2.1.1 Before submitting a PR

- If you have general questions, feel free to reach out to the faucet-dev mailing list.
- If you are new to FAUCET, or are contemplating a major change, it's recommended to open a github issue with the proposed change. This will enable broad understanding of your work including being able to catch any potential snags very early (for example, adding new dependencies). Architectural and approach questions are best settled at this stage before any code is written.
- Please send relatively small, tightly scoped PRs (approx 200-300 LOC or less). This makes review and analysis easier and lowers risk, including risk of merge conflicts with other PRs. Larger changes must be refactored into incremental changes.
- You must add a test if FAUCET's functionality changes (ie. a new feature, or correcting a bug).
- All unit and integration tests must pass (please use the docker based tests; see *Software switch testing with docker*). Where hardware is available, please also run the hardware based integration tests also.
- You must use the github feature branches (see <https://gist.github.com/vlandham/3b2b79c40bc7353ae95a>), for your change and squash commits (<https://blog.github.com/2016-04-01-squash-your-commits/>) when creating the PR.
- Please use the supplied git pre-commit hook (see `../git-hook/pre-commit`), to automatically run the unit tests and pylint for you at git commit time.
- pylint must show no new errors or warnings.
- Code must conform to the style guide (see below).

2.1.2 PR handling guidelines

This section documents general guidelines for the maintainers in handling PRs. The overall intent is, to enable quality contributions with as low overhead as possible, maximizing the use of tools such as static analysis and unit/integration testing, and supporting rapid and safe advancement of the overall project.

In addition to the above PR submission guidelines, above:

- PRs require a positive review per github's built in gating feature. The approving reviewer executes the merge.
- PRs that should not be merged until some other criteria are met (e.g. not until release day) must include DO NOT MERGE in the title, with the details in PR comments.

- A typical PR review/adjust/merge cycle should be 2-3 days (timezones, weekends, etc permitting). If a PR upon review appears too complex or requires further discussion it is recommended it be refactored into smaller PRs or discussed in another higher bandwidth forum (e.g. a VC) as appropriate.
- A PR can be submitted at any time, but to simplify release logistics PR merges might not be done before release, on release days.

2.1.3 Code style

Please use the coding style documented at <https://github.com/google/styleguide/blob/gh-pages/pyguide.md>. Existing code not using this style will be incrementally migrated to comply with it. New code should comply.

2.1.4 Faucet Development Environment

A common way of developing faucet is inside a `virtualenv` with an IDE such as `PyCharm`.

Instructions on setting up `PyCharm` for developing faucet are below.

If you would rather develop on the command line directly, a short summary of the command line setup for development in a `venv` with Python 3.7+ is included after the `PyCharm` instructions.

Create a new project in `PyCharm`

Set the `Location` of the project to the directory where a checked out copy of the faucet code from git is, for this tutorial I will assume the path is `/Dev/faucet/`.

Ignore the `Project Interpreter` settings for now, we will set those up after the project is created.

Click `Create` when you have completed these steps.

When asked `Would you like to create a project from existing sources instead?` click `Yes`.

Create virtual environment

Now that the project is created and source code imported, click the `File -> Settings` menu. In the dialog box that opens click the `Project: faucet -> Project Interpreter` sub menu.

Click the cog and select `Add...`

Under `Virtualenv Environment` you want to select `New environment` and select a `Location` for the `virtualenv` (which can be inside the directory where the faucet code lives, e.g `/Dev/faucet/venv`).

The `Base interpreter` should be set to `/usr/bin/python3`.

Click `Ok` which will create the `virtualenv`.

Now while that `virtualenv` builds and we still have the settings dialog open we will tweak a few project settings to make them compatible with our code style. Click on the `Tools -> Python Integrated Tools` menu and change the `Docstring format` to `Google`.

Finally, click `Ok` again to get back to the main screen of `PyCharm`.

Install requirements

Inside the `PyCharm` editor window if we open one of the code files for faucet (e.g. `faucet/faucet.py`) we should now get a bar at the top of the window telling us of missing package requirements, click the `Install requirements` option to install the dependencies for faucet.

Create log and configuration directories

Now we need to create a log and configuration directory so that faucet can start:

```
mkdir -p /Dev/faucet/venv/var/log/faucet/
mkdir -p /Dev/faucet/venv/etc/faucet/
```

Copy the sample faucet configuration file from `/Dev/faucet/etc/faucet/faucet.yaml` to `/Dev/faucet/venv/etc/faucet/` and edit this configuration file as necessary.

Copy the sample gauge configuration file from `/Dev/faucet/etc/faucet/gauge.yaml` to `/Dev/faucet/venv/etc/faucet/` and edit this configuration file as necessary.

If you are using the sample configuration “as is” you will also need to copy `/Dev/faucet/etc/faucet/acls.yaml` to `/Dev/faucet/venv/etc/faucet/` as that included by the sample `faucet.yaml` file, and without it the sample `faucet.yaml` file cannot be loaded.

You may also wish to copy `/Dev/faucet/etc/faucet/ryu.conf` to `/Dev/faucet/venv/etc/faucet/` as well so everything can be referenced in one directory inside the Python virtual environment.

Configure PyCharm to run faucet and gauge

Now we need to configure PyCharm to run faucet, gauge and the unit tests.

First, click the Run -> Run... menu, then select the Edit Configurations... option to get to the build settings dialog.

We will now add run configuration for starting faucet and gauge. Click the + button in the top left hand corner of the window. First, change the name from Unnamed to faucet. Change the Script path to point to ryu-manager inside the virtualenv, for me this was `../venv/bin/ryu-manager`. Then set the Parameters to `faucet.faucet`. Make sure the working directory is set to `/Dev/faucet/faucet/`.

We will use the same steps as above to add a run configuration for gauge. Changing the Script path to `../venv/bin/ryu-manager` and setting the Parameters this time to `faucet.gauge`. Make sure the working directory is set to `/Dev/faucet/faucet/`.

Configure PyCharm to run unit tests

For running tests we need a few additional dependencies installed, I couldn't work out how to do this through PyCharm so run this command from a terminal window to install the correct dependencies inside the virtualenv:

```
/Dev/faucet/venv/bin/pip3 install -r /Dev/faucet/test-requirements.txt
```

To add the test run configuration we will again click the + button in the top left hand corner, select Python tests -> unittests. You can provide a Name of Faucet Unit Tests for the run configuration. For Target select Script path and enter the path `/Dev/faucet/tests/unit/faucet`. For Pattern enter `test_*.py`.

We will also add test run configuration for gauge using the same steps as above. Use Gauge Unit Tests as the Name and for Target select Script path and enter the path `/Dev/faucet/tests/unit/gauge`. For Pattern enter `test_*.py`.

You can click Apply and Close now that we've added all our new run configuration.

Now that everything is setup you can run either the faucet controller, gauge controller and test suite from the Run menu.

Developing with a Python 3.7+ venv

If you would prefer not to use PyCharm and are comfortable developing Python directly on the command line, these steps should get you started. They have been tested with Ubuntu 18.04 LTS, which includes Python 3.7, but similar instructions should work on other platforms that include Python 3.7+.

Install C/C++ compilers and Python development environment packages:

```
sudo apt-get install python3-venv libpython3.7-dev gcc g++ make
```

If you have not already, clone the faucet git repository:

```
git clone https://github.com/faucetsdn/faucet.git
```

Then create a Python venv environment within it:

```
cd faucet
python3 -m venv "${PWD}/venv"
```

and activate that virtual environment for all following steps:

```
. venv/bin/activate
```

Ensure that the faucet config is present within the virtual environment, copying from the default config files if required:

```
mkdir -p "${VIRTUAL_ENV}/var/log/faucet"
mkdir -p "${VIRTUAL_ENV}/etc/faucet"

for FILE in {acls,faucet,gauge}.yaml ryu.conf; do
  if [ -f "${VIRTUAL_ENV}/etc/faucet/${FILE}" ]; then
    echo "Preserving existing ${FILE}"
  else
    echo "Installing template ${FILE}"
    cp -p "etc/faucet/${FILE}" "${VIRTUAL_ENV}/etc/faucet/${FILE}"
  fi
done
```

Then install the runtime and development requirements

```
"${VIRTUAL_ENV}/bin/pip3" install wheel # For bdist_wheel targets
"${VIRTUAL_ENV}/bin/pip3" install -r "${VIRTUAL_ENV}/../test-requirements.txt"
```

Finally install faucet in an editable form:

```
pip install -e .
```

And then confirm that you can run the unit tests:

```
pytest tests/unit/faucet/
pytest tests/unit/gauge/
```

2.1.5 Makefile

Makefile is provided at the top level of the directory. Output of make is normally stored in dist directory. The following are the targets that can be used:

- **uml**: Uses pyreverse to provide code class diagrams.

- **codefmt**: Provides command line usage to “Code Style” the Python file
- **codeerrors**: Uses `pylint` on all Python files to generate a code error report and is placed in `dist` directory.
- **stats**: Provides a list of all commits since the last release tag.
- **release**: Used for releasing FAUCET to the next version, Requires `version` and `next_version` variables.

To *directly install* faucet from the cloned git repo, you could use `sudo python setup.py install` command from the root of the directory.

To *build pip installable package*, you could use `python setup.py sdist` command from the root of the directory.

To *remove* any temporarily created directories and files, you could use `rm -rf dist *egg-info` command.

Building Documentation

The documentation is built with Sphinx, from within the `docs` directory.

To be able to build the documentation ensure you have the relevant packages installed:

```
cd docs
sudo apt-get install librsvg2-bin make
pip3 install -r requirements.txt
```

and then you can build HTML documentation with:

```
cd docs
make html
```

and the documentation will be found under `_build/html` in the `docs` directory.

2.1.6 Key architectural concepts/assumptions:

FAUCET’s architecture depends on key assumptions, which must be kept in mind at all times.

- FAUCET is the only controller for the switch, that can add or remove flows.
- All supported dataplanes must implement OpenFlow functionally (hardware, software or both) identically. No TTP or switch specific drivers.

In addition:

- FAUCET provisions default deny flows (all traffic not explicitly programmed is dropped).
- Use of packet in is minimized.

FAUCET depends upon these assumptions to guarantee that the switch is always in a known and consistent state, which in turn is required to support high availability (FAUCET provides high availability, through multiple FAUCET controllers using the same version of configuration - any FAUCET can give the switch a consistent response - no state sharing between controllers is required). The FAUCET user can program customized flows to be added to the switch using FAUCET ACLs (see below).

FAUCET also programs the dataplane to do flooding (where configured). This minimizes the use of packet in. This is necessary to reduce competition between essential control plane messages (adding and removing flows), and traffic from the dataplane on the limited bandwidth OpenFlow control channel. Unconstrained packet in messages impact the switch CPU, may overwhelm the OpenFlow control channel, and will expose the FAUCET controller to unvalidated dataplane packets, all of which are security and reliability concerns. In future versions, packet in will be eliminated altogether. The FAUCET user is expected to use policy based forwarding (eg ACLs that redirect traffic of interest to high performance dataplane ports for NFV offload), not packet in.

FAUCET requires all supported dataplanes to implement OpenFlow (specifically, a subset of OpenFlow 1.3) in a functionally identical way. This means that there is no switch-specific driver layer - the exact same messages are sent, whether the switch is OVS or hardware. While this does prevent some earlier generation OpenFlow switches from being supported, commercially available current hardware does not have as many restrictions, and eliminating the need for a switch-specific (or TTP) layer greatly reduces implementation complexity and increases controller programmer productivity.

2.2 Architecture

2.2.1 Faucet Design and Architecture

Faucet enables practical SDN for the masses (see <http://queue.acm.org/detail.cfm?id=3015763>).

- Drop in/replacement for non-SDN L2/L3 IPv4/IPv6 switch/router (easy migration)
- Packet forwarding/flooding/multicasting done entirely by switch hardware (controller only notified on topology change)
- BGP and static routing (other routing protocols provided by NFV)
- Multi vendor/platform support using OpenFlow 1.3 multi table
- Multi switch, vendor neutral “stacking” (Faucet distributed switching, loop free topology without spanning tree)
- ACLs, as well as allow/drop, allow packets to be copied/rewritten for external NFV applications
- Monitored with Prometheus
- Small code base with high code test coverage and automated testing both hardware and software

See unit and integration tests for working configuration examples.

2.2.2 Faucet Openflow Switch Pipeline

This summarizes the global FAUCET pipeline; however, certain tables may be omitted if the functionality is not required. For example, if routing is not configured, neither FIB table nor the VIP table will be provisioned.

Usually the OpenFlow table IDs will be allocated sequentially for the tables actually used, so tables should be referenced by their name rather than the table ID in this diagram.

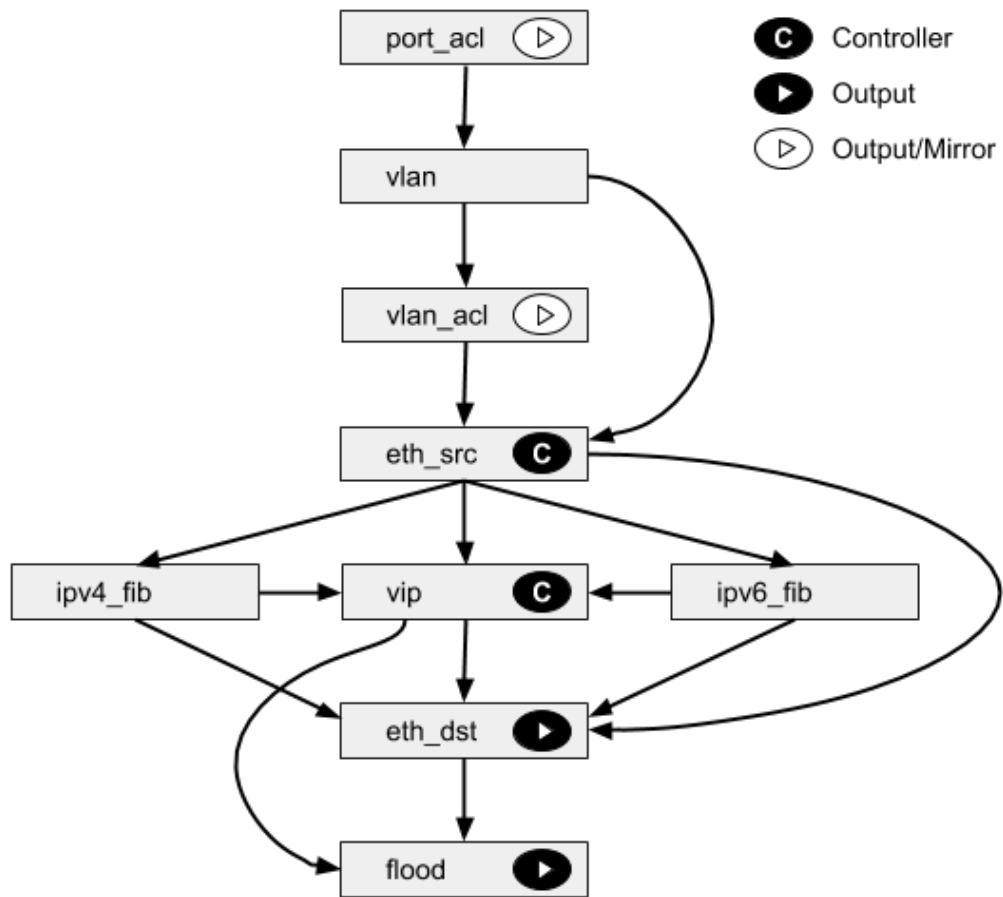
See also canonical pipeline definitions in `faucet_pipeline.py`.

PORT_ACL Table

- Apply user supplied ACLs to a port and send to next table

VLAN Table

- Match fields: `eth_dst`, `eth_type`, `in_port`, `vlan_vid`
- **Operations:**
 - Drop unwanted L2 protocol traffic (and spoofing of Faucet’s virtual MAC)
 - **For tagged ports**
 - * Match `VLAN_VID` and send to next table
 - **For untagged ports**
 - * Push VLAN frame onto packet with `VLAN_VID` representing ports native VLAN and send to next table



- Interception of L2 control traffic (e.g. LACP, LLDP if configured).
- Unknown traffic is dropped

Coprocessor Table

- Match fields: `in_port`, `eth_type`, `vlan_vid`
- **Operations:**
 - For coprocessed ports only - allow an external NFV processor to output directly specific port, or ethernet destination address.

VLAN_ACL Table

- Apply user supplied ACLs to a VLAN and send to next table

ETH_SRC Table

- Match fields: `eth_dst`, `eth_src`, `eth_type`, `in_port`, `vlan_vid`
- **Operations:**
 - For IPv4/IPv6 traffic where Faucet is the next hop, send to `IPV4_FIB` or `IPV6_FIB` (route)
 - For known source MAC, send to `ETH_DST` (switch)
 - For unknown source MACs, copy header to controller via packet in (for learning) and send to `FLOOD`

IPV4_FIB Table

- Match fields: `eth_type`, `ipv4_dst`, `vlan_vid`
- **Operations:**
 - Route IPv4 traffic to a next-hop for each route we have learned
 - Set `eth_src` to Faucet's magic MAC address
 - Set `eth_dst` to the resolved MAC address for the next-hop
 - Decrement TTL
 - Send to `ETH_DST/HAIRPIN/VIP` table
 - Unknown traffic is dropped

IPV6_FIB Table

- Match fields: `eth_type`, `ipv6_dst`, `vlan_vid`
- **Operations:**
 - Route IPv4 traffic to a next-hop for each route we have learned
 - Set `eth_src` to Faucet's magic MAC address
 - Set `eth_dst` to the resolved MAC address for the next-hop
 - Decrement TTL
 - Send to `ETH_DST/HAIRPIN/VIP` table
 - Unknown traffic is dropped

VIP Table

- Match fields: arp_tpa, eth_dst, eth_type, icmpv6_type, ip_proto
- **Operations:**
 - Send traffic destined for FAUCET VIPs including IPv4 ARP and IPv6 ND to the controller, and traffic for unresolved hosts in connected IP subnets (if proactively learning).
 - IPv4 ARP/IPv6 ND traffic may be flooded also (sent to FLOOD)

ETH_DST_HAIRPIN Table

- Exact match (no wildcards)
- Match fields: eth_dst, in_port, vlan_vid
- **Operations:**
 - For destination MAC addresses we have learned output packet towards that host (popping VLAN frame if we are outputting on an untagged port), and where hairpinning is desired (e.g. routing between hosts on the same port, but different VLANS).
 - Unknown traffic is sent to ETH_DST table.

ETH_DST Table

- Exact match (no wildcards)
- Match fields: eth_dst, vlan_vid
- **Operations:**
 - For destination MAC addresses we have learned output packet towards that host (popping VLAN frame if we are outputting on an untagged port)
 - Unknown traffic is sent to FLOOD table

FLOOD Table

- Match fields: eth_dst, in_port, vlan_vid
- **Operations:**
 - Flood broadcast within VLAN
 - Flood multicast within VLAN
 - Unknown traffic is flooded within VLAN

2.2.3 Faucet Architecture

2.3 Testing

2.3.1 Installing docker

First, get yourself setup with docker based on our *Installing docker* documentation.

2.3.2 Software switch testing with docker

You can build and run the mininet tests with the following commands:

```

sudo docker build --pull -t faucet/tests -f Dockerfile.tests .
sudo apparmor_parser -R /etc/apparmor.d/usr.sbin.tcpdump
sudo modprobe openvswitch
sudo docker run --name=faucet-tests \
    --sysctl net.ipv6.conf.all.disable_ipv6=0 --privileged --rm \
    -v /var/local/lib/docker:/var/lib/docker \
    -v /tmp/faucet-pip-cache:/var/tmp/pip-cache \
    -ti faucet/tests
    
```

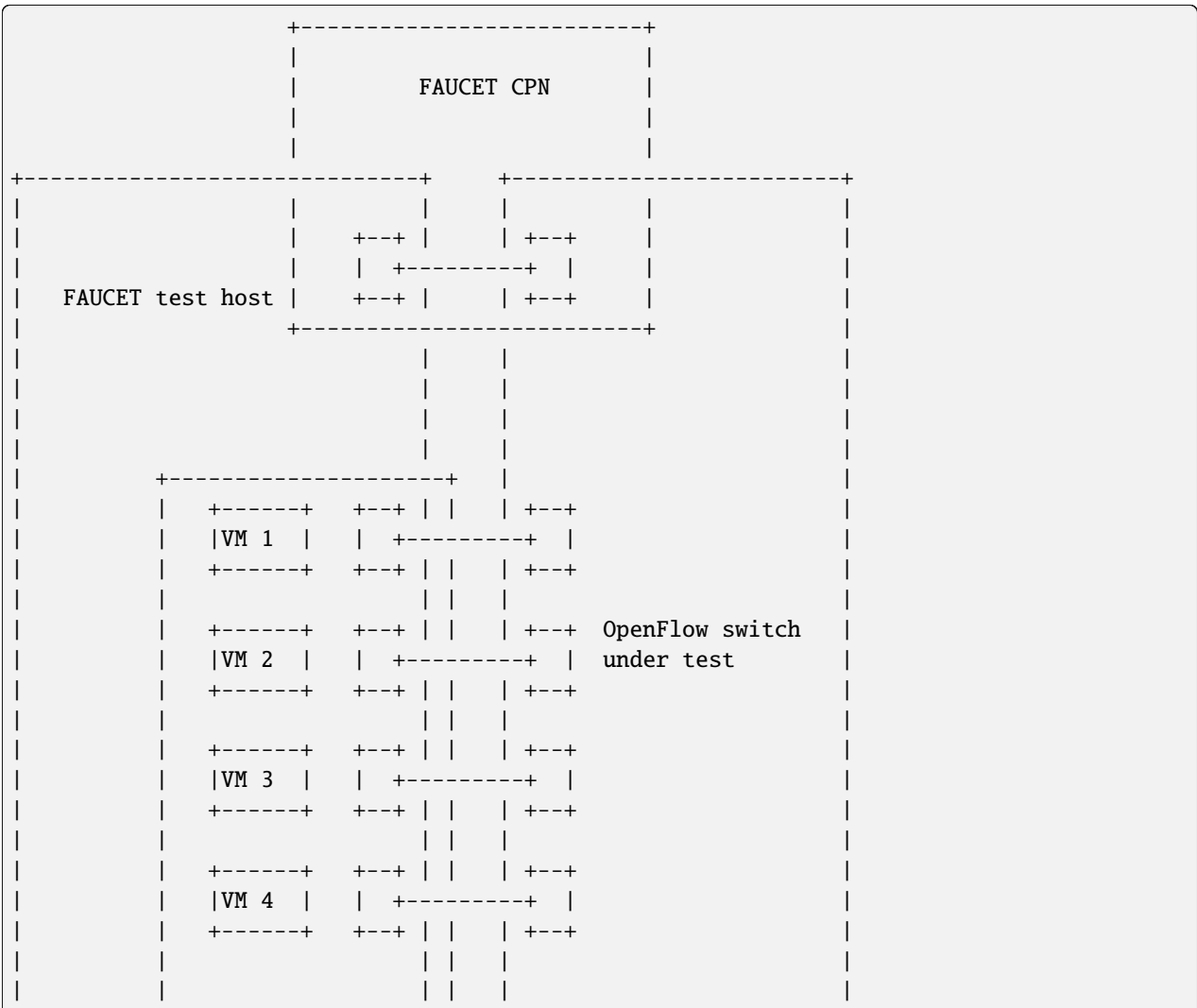
The apparmor command is currently required on Ubuntu hosts to allow the use of tcpdump inside the container.

If you need to use a proxy, the following to your docker run command.

```


--build-arg http_proxy=http://your.proxy:port
    
```

2.3.3 Hardware switch testing with docker



(continues on next page)

(continued from previous page)



Requirements

Your test host, requires at least 5 interfaces. 4 interfaces to connect to the dataplane, and one for the CPN for OpenFlow. You will need to assign an IP address to the CPN interface on the host, and configure the switch with a CPN IP address and establish that they can reach each other (eg via ping).

You will need to configure the switch with two OpenFlow controllers, both with the host's CPN IP address, but with different ports (defaults are given below for *of_port* and *gauge_of_port*).

i Note

It is very important to disable any process that could cause any traffic on the dataplane test interfaces, and the test interfaces should have all IPv4/IPv6 dynamic address assignment disabled. To achieve this, on Ubuntu for example, you can set the interfaces to “unmanaged” in Network Manager, and make sure processes like *Avahi* ignores the test interfaces.

i Note

Hardware tests must not be run from virtualized hosts (such as under VMware). The tests need to control physical port status, and need low level L2 packet access (eg. to rewrite Ethernet source and destination addresses) which virtualization may interfere with.

i Note

Hardware tests require the test switch to have all non-OpenFlow switching/other features (eg. RSTP, DHCP) disabled on the dataplane test interfaces. These features will conflict with the functions FAUCET itself provides (and in turn the tests).

It is assumed that you execute all following commands from your FAUCET source code directory (eg one you have git cloned).

Test configuration

Create a directory for the test configuration:

```
mkdir -p /etc/faucet
$EDITOR /etc/faucet/hw_switch_config.yaml
```

`hw_switch_config.yaml` should contain the correct configuration for your switch:

```
hw_switch: true
hardware: 'Open vSwitch'
```

(continues on next page)

(continued from previous page)

```
# Map ports on the hardware switch, to physical ports on this machine.
dp_ports:
  1: enp1s0f0
  2: enp1s0f1
  3: enp1s0f2
  4: enp1s0f3
# Hardware switch's DPID
dpid: 0xeccd6d9936ed
# Port on this machine that connects to hardware switch's CPN port.
# Hardware switch must use IP address of this port as controller IP.
cpn_intf: enp5s0
# There must be two controllers configured on the hardware switch,
# with same IP (see cpn_intf), but different ports - one for FAUCET,
# one for Gauge.
of_port: 6636
gauge_of_port: 6637
# If you wish to test OF over TLS to the hardware switch,
# set the following parameters per Ryu documentation.
# https://github.com/osrg/ryu/blob/master/doc/source/tls.rst
# ctl_privkey: ctl-privkey.pem
# ctl_cert: ctl-cert.pem
# ca_certs: /usr/local/var/lib/openvswitch/pki/switchca/cacert.pem
```

Running the tests

Before starting the hardware test suite for the first time, you will need to install ebttables on the host machine:

```
sudo apt-get install ebttables
```

After every reboot of your host machine you will also need to manually load the `openvswitch` and `ebttables` kernel modules. If using `apparmor` you will also need to disable the profile for `tcpdump`:

```
sudo modprobe openvswitch
sudo modprobe ebttables
sudo apparmor_parser -R /etc/apparmor.d/usr.sbin.tcpdump
```

Then you can build and run the test suite:

```
sudo docker build --pull -t faucet/tests -f Dockerfile.tests .
sudo docker run --name=faucet-tests \
  --privileged --rm --net=host --cap-add=NET_ADMIN \
  -v /var/local/lib/docker:/var/lib/docker \
  -v /tmp/faucet-pip-cache:/var/tmp/pip-cache \
  -v /etc/faucet:/etc/faucet \
  -v /var/tmp:/var/tmp \
  -ti faucet/tests
```

2.3.4 Test suite options

In both the software and hardware version of the test suite we can provide flags inside the `FAUCET_TESTS` environment variable to run specific parts of the test suite.

Note

Multiple flags can be added to FAUCET_TESTS, below are just some examples of how individual flags work.

To find the full list of options you can pass to the test suite, set FAUCET_TESTS to `--help`.

```
-e FAUCET_TESTS="--help"
```

Running specific integration tests

If specific test names are listed in the FAUCET_TESTS environment then only these integration tests will be run and all others skipped.

If we add the following to either of the previous docker run commands then only the `FaucetUntaggedTest` will be run.

```
-e FAUCET_TESTS="FaucetUntaggedTest"
```

Running only the integration tests

Sometimes you will want to skip the pytype, linting and documentation tests in order to complete a faucet test suite run against hardware quicker.

```
-e FAUCET_TESTS="-i"
```

Skip code checks

Sometimes you will want to skip the pytype, linting and documentation tests.

This can be done with with the `-n` flag:

```
-e FAUCET_TESTS="-n"
```

Skip unit tests

Sometimes you will want to skip the unit tests which are small tests that verify small chunks of the code base return the correct values. If these are skipped the integration tests (which spin up virtual networks and tests faucet controllers under different configurations) will still be run.

This can be done with with the `-u` flag:

```
-e FAUCET_TESTS="-u"
```

Checking test results

If a test fails, you can look in `/var/tmp` - there will be subdirectories created for each test, which will contain all the logs and debug information (including tcpdumps).

By default the test suite cleans up these files but if we use the `-k` flag the test suite will keep these files.

```
-e FAUCET_TESTS="-k"
```

2.3.5 Repeatedly running tests until failure

You can run tests until a failure is detected (eg, to diagnose an unreliable test). Tests will continue to run forever until at least one fails or the test is interrupted.

```
-e FAUCET_TESTS="-r"
```

2.3.6 Test debugging

Often while debugging a failed integration test it can be useful to pause the test suite at the point of the failure. The test can then be inspected live to narrow down the exact issue. To do this, run your test with the `--debug` flag (replace `TEST_NAME` with actual name of test).

```
-e FAUCET_TESTS="--debug TEST_NAME"
```

The test suite will now run in a mode where it ignores successful tests and drops into a `pdb` shell when a failure occurs inside a test. There are a number of different `pdb` commands that can be run to check the actual test code.

It is also possible to login to the virtual container environment to run interactive debug commands to inspect the state of the system.

```
sudo sudo docker exec -it faucet-tests /bin/bash
```

One useful thing can be to find the running mininet containers and execute commands inside of them, e.g ping:

```
root@35b98943f736:/faucet-src# ps w | grep mininet:
  995 pts/1    Ss+  0:00 bash --norc --noediting -is mininet:faucet-637
  997 pts/2    Ss+  0:00 bash --norc --noediting -is mininet:u021
1001 pts/3    Ss+  0:00 bash --norc --noediting -is mininet:u022
1005 pts/4    Ss+  0:00 bash --norc --noediting -is mininet:u023
1009 pts/5    Ss+  0:00 bash --norc --noediting -is mininet:u024
1013 pts/6    Ss+  0:00 bash --norc --noediting -is mininet:s02
1077 pts/7    Ss+  0:00 bash --norc --noediting -is mininet:gauge-637

root@35b98943f736:/faucet-src# m u021 ping 127.0.0.1
```

2.4 Fuzzing

2.4.1 Fuzzing faucet config with docker

First, get yourself setup with docker based on our *Installing docker* documentation.

Then you can build and run the afl-fuzz tests:

```
docker build -t faucet/config-fuzzer -f Dockerfile.fuzz-config .

docker run -d \
  -u $(id -u $USER) \
  --name config-fuzzer \
  -v /var/log/afl:/var/log/afl/ \
  faucet/config-fuzzer
```

AFL then will run indefinitely. You can find the output in `/var/log/afl/`. You will then need to run the output configs with faucet to see the error produced.

2.4.2 Fuzzing faucet packet handling with docker

Build and run the afl-fuzz tests:

```
docker build -t faucet/packet-fuzzer -f Dockerfile.fuzz-packet .

docker run -d \
  -u $(id -u $USER) \
  --name packet-fuzzer \
  -v /var/log/afl:/var/log/afl/ \
  -v /var/log/faucet:/var/log/faucet/ \
  -p 6653:6653 \
  -p 9302:9302 \
  faucet/packet-fuzzer
```

AFL will then fuzz the packet handling indefinitely. The afl output can be found in `/var/log/afl/`. To check the error produced by an afl crash file use `display_packet_crash`:

```
python3 tests/fuzzer/display_packet_crash.py /var/log/afl/crashes/X
```

Where X is the name of the crash file. The output can then be found in the faucet logs (`/var/log/faucet/`).

2.5 Source Code

2.5.1 faucet

faucet package

Submodules

faucet.acl module

Configuration for ACLs.

```
class faucet.acl.ACL(_id, dp_id, conf)
```

Bases: *Conf*

Contains the state for an ACL, including the configuration.

ACL Config

ACLs are configured under the ‘acls’ configuration block. The acls block contains a dictionary of individual acls each keyed by its name.

Each acl contains a list of rules, a packet will have the first matching rule applied to it.

Each rule is a dictionary containing the single key ‘rule’ with the value the matches and actions for the rule.

The matches are key/values based on the ryu RESTful API. The key ‘actions’ contains a dictionary with keys/values as follows:

- allow (int): if 1 allow the packet to continue through the Faucet pipeline, if 0 drop the packet.
- force_port_vlan (int): if 1, do not verify the VLAN/port association for this packet and override any VLAN ACL on the forced VLAN.
- meter (str): meter to apply to the packet
- output (dict): used to output a packet directly. details below.
- cookie (int): set flow cookie to this value on this flow

The output action contains a dictionary with the following elements:

- tunnel (dict): the tunnel formation, creates a tunnel from the applied port(s) to the specified destination
- port (int or string): the port to output the packet to
- ports (list): a list of the ports (int or string) to output the packet to
- set_fields (list): a list of fields to set with values
- pop_vlans: (int): pop the packet vlan before outputting
- vlan_vid: (int): push the vlan vid on the packet when outputting
- vlan_vids: (list): push the list of vlans on the packet when outputting, with option eth_type
- swap_vid (int): rewrite the vlan vid of the packet when outputting
- failover (dict): Output with a failover port (experimental)

```
actions_types = {'allow': <class 'int'>, 'ct': <class 'dict'>, 'force_port_vlan':  
<class 'int'>, 'meter': <class 'str'>, 'mirror': (<class 'str'>, <class 'int'>),  
'output': (<class 'dict'>, <class 'list'>)}
```

```
add_tunnel_source(dp_name, port, reverse=False, bi_directional=False)
```

Add a source dp/port pair for the tunnel ACL

```
build(meters, vid, port_num)
```

Check that ACL can be built from config.

```
check_config()
```

Check config at instantiation time for errors, typically via assert.

```
ct_action_nat_types = {'flags': <class 'int'>, 'range_ipv4_max': <class 'str'>,  
'range_ipv4_min': <class 'str'>, 'range_ipv6_max': <class 'str'>,  
'range_ipv6_min': <class 'str'>, 'range_proto_max': <class 'int'>,  
'range_proto_min': <class 'int'>}
```

```
ct_action_types = {'alg': <class 'int'>, 'clear': <class 'bool'>, 'flags': <class  
'int'>, 'label': <class 'int'>, 'mark': <class 'int'>, 'nat': <class 'dict'>,  
'table': <class 'int'>, 'zone': <class 'int'>, 'zone_src': <class 'int'>}
```

```
defaults: dict = {'dot1x_assigned': False, 'exact_match': False, 'rules': None}
```

```
defaults_types: dict = {'dot1x_assigned': <class 'bool'>, 'exact_match': <class  
'bool'>, 'rules': <class 'list'>}
```

```
static does_rule_contain_tunnel(rule_conf)
```

Return true if the ACL rule contains a tunnel

```
finalize()
```

Configuration parsing marked complete.

```
get_meters()
```

Yield meters for each rule in ACL

```
get_mirror_destinations()
```

Yield mirror destinations for each rule in ACL

```
get_num_tunnels()
```

Returns the number of tunnels specified in the ACL

`get_tunnel_rules(tunnel_id)`

Return the list of rules that apply a specific tunnel ID

`is_tunnel_acl()`

Return true if the ACL contains a tunnel

`mutable_attrs: frozenset = frozenset({'tunnel_sources'})`

`output_actions_types = {'failover': <class 'dict'>, 'pop_vlans': <class 'int'>, 'port': (<class 'str'>, <class 'int'>), 'ports': <class 'list'>, 'set_fields': <class 'list'>, 'swap_vid': <class 'int'>, 'tunnel': <class 'dict'>, 'vlan_vid': <class 'int'>, 'vlan_vids': <class 'list'>}`

`requires_reverse_tunnel(tunnel_id)`

Returns true if the tunnel requires a reverse pathway

`resolve_ports(resolve_port_cb, resolve_tunnel_objects)`

Resolve the values for the actions of an ACL

`rule_types = {'actions': <class 'dict'>, 'arp_op': (<class 'str'>, <class 'int'>), 'arp_sha': (<class 'str'>, <class 'int'>), 'arp_spa': (<class 'str'>, <class 'int'>), 'arp_tha': (<class 'str'>, <class 'int'>), 'arp_tpa': (<class 'str'>, <class 'int'>), 'cookie': <class 'int'>, 'ct_label': (<class 'str'>, <class 'int'>), 'ct_mark': (<class 'str'>, <class 'int'>), 'ct_state': (<class 'str'>, <class 'int'>), 'ct_zone': (<class 'str'>, <class 'int'>), 'description': <class 'str'>, 'dl_dst': (<class 'str'>, <class 'int'>), 'dl_src': (<class 'str'>, <class 'int'>), 'dl_type': (<class 'str'>, <class 'int'>), 'dl_vlan': (<class 'str'>, <class 'int'>), 'eth_dst': (<class 'str'>, <class 'int'>), 'eth_src': (<class 'str'>, <class 'int'>), 'eth_type': (<class 'str'>, <class 'int'>), 'eth_type_nxm': (<class 'str'>, <class 'int'>), 'icmpv4_code': (<class 'str'>, <class 'int'>), 'icmpv4_type': (<class 'str'>, <class 'int'>), 'icmpv6_code': (<class 'str'>, <class 'int'>), 'icmpv6_type': (<class 'str'>, <class 'int'>), 'in_phy_port': (<class 'str'>, <class 'int'>), 'in_port': (<class 'str'>, <class 'int'>), 'ip_dscp': (<class 'str'>, <class 'int'>), 'ip_ecn': (<class 'str'>, <class 'int'>), 'ip_proto': (<class 'str'>, <class 'int'>), 'ip_proto_nxm': (<class 'str'>, <class 'int'>), 'ipv4_dst': (<class 'str'>, <class 'int'>), 'ipv4_src': (<class 'str'>, <class 'int'>), 'ipv6_dst': (<class 'str'>, <class 'int'>), 'ipv6_exthdr': (<class 'str'>, <class 'int'>), 'ipv6_flabel': (<class 'str'>, <class 'int'>), 'ipv6_nd_sll': (<class 'str'>, <class 'int'>), 'ipv6_nd_target': (<class 'str'>, <class 'int'>), 'ipv6_nd_tll': (<class 'str'>, <class 'int'>), 'ipv6_src': (<class 'str'>, <class 'int'>), 'metadata': (<class 'str'>, <class 'int'>), 'mpls_bos': (<class 'str'>, <class 'int'>), 'mpls_label': (<class 'str'>, <class 'int'>), 'mpls_tc': (<class 'str'>, <class 'int'>), 'nw_dst': (<class 'str'>, <class 'int'>), 'nw_proto': (<class 'str'>, <class 'int'>), 'nw_src': (<class 'str'>, <class 'int'>), 'nw_ttl': (<class 'str'>, <class 'int'>), 'pbb_isid': (<class 'str'>, <class 'int'>), 'sctp_dst': (<class 'str'>, <class 'int'>), 'sctp_src': (<class 'str'>, <class 'int'>), 'tcp_dst': (<class 'str'>, <class 'int'>), 'tcp_src': (<class 'str'>, <class 'int'>), 'tunnel_id': (<class 'str'>, <class 'int'>), 'udp_dst': (<class 'str'>, <class 'int'>), 'udp_src': (<class 'str'>, <class 'int'>), 'vlan_pcp': (<class 'str'>, <class 'int'>), 'vlan_vid': (<class 'str'>, <class 'int'>)}`

`tunnel_types = {'bi_directional': <class 'bool'>, 'dp': <class 'str'>, 'exit_instructions': (<class 'list'>, None), 'maintain_encapsulation': <class 'bool'>, 'port': (<class 'str'>, <class 'int'>, None), 'reverse': <class 'bool'>, 'tunnel_id': (<class 'str'>, <class 'int'>, None), 'type': (<class 'str'>, None)}`

update_reverse_tunnel_rules(*curr_dp, source_id, tunnel_id, out_port, output_table*)

Update the tunnel rulelist for when the output port has changed (reverse direction)

update_source_tunnel_rules(*curr_dp, source_id, tunnel_id, out_port, output_table*)

Update the tunnel rulelist for when the output port has changed

verify_tunnel_rules()

Make sure that matches & set fields are configured correctly to handle tunnels

faucet.check_faucet_config module

Standalone script to check FAUCET configuration, return 0 if provided config OK.

faucet.check_faucet_config.check_config(*conf_files, debug_level, check_output_file*)

Return True and successful config dict, if all config can be parsed.

faucet.check_faucet_config.main()

Mainline.

faucet.conf module

Base configuration implementation.

class faucet.conf.Conf(*_id, dp_id, conf=None*)

Bases: object

Base class for FAUCET configuration.

check_config()

Check config at instantiation time for errors, typically via assert.

conf_diff(*other*)

Return text diff between two Confs.

conf_hash(*subconf=True, ignore_keys=None*)

Return hash of keys configurably filtering attributes.

defaults: dict = {}

defaults_types: dict = {}

dyn_finalized = False

dyn_hash = None

finalize()

Configuration parsing marked complete.

ignore_subconf(*other, ignore_keys=None*)

Return True if this config same as other, ignoring sub config.

merge_dyn(*other_conf*)

Merge dynamic state from other conf object.

mutable_attrs: frozenset = frozenset({})

set_defaults()

Set default values and run any basic sanity checks.

to_conf()

Return configuration as a dict.

update(*conf*)

Parse supplied YAML config and sanity check.

exception `faucet.conf.InvalidConfigError`

Bases: `Exception`

This error is thrown when the config file is not valid.

`faucet.conf.test_config_condition(cond, msg)`

Evaluate condition and raise `InvalidConfigError` if condition `True`.

Parameters

- **`cond`** (*bool*) – Condition on which to raise an error if it is true
- **`msg`** (*str*) – Message for the error if the condition is true

`faucet.config_parser` module

Implement configuration file parsing.

`faucet.config_parser.dp_parser(config_file, logname, meta_dp_state=None)`

Parse a config file into DP configuration objects with hashes of config include/files.

`faucet.config_parser.dp_prepared_parser(top_confs, meta_dp_state)`

Parse a prepared (after include files have been applied) FAUCET config.

`faucet.config_parser.get_config_for_api(valves)`

Return config as dict for all DPs.

`faucet.config_parser.watcher_parser(config_file, logname, prom_client)`

Return `Watcher` instances from config.

`faucet.config_parser_util` module

Utility functions supporting FAUCET/Gauge config parsing.

`faucet.config_parser_util.config_changed(top_config_file, new_top_config_file, config_hashes)`

Return `True` if configuration has changed.

Parameters

- **`top_config_file`** (*str*) – name of FAUCET config file
- **`new_top_config_file`** (*str*) – name, possibly new, of FAUCET config file.
- **`config_hashes`** (*dict*) – map of config file/includes and hashes of contents.

Returns

`True` if the file, or any file it includes, has changed.

Return type

`bool`

`faucet.config_parser_util.config_file_hash(config_file_name)`

Return hash of YAML config file contents.

`faucet.config_parser_util.config_hash_content(content)`

Return hash of config file content.

`faucet.config_parser_util.dp_config_path(config_file, parent_file=None)`

Return full path to config file.

`faucet.config_parser_util.dp_include(config_hashes, config_contents, config_file, logname, top_confs)`

Handles including additional config files

`faucet.config_parser_util.get_logger(logname)`

Return logger instance for config parsing.

`faucet.config_parser_util.read_config(config_file, logname)`

Return a parsed YAML config file or None.

`faucet.config_parser_util.yaml_dump(yaml_dict)`

Wrap YAML dump library.

`faucet.config_parser_util.yaml_load(yaml_str)`

Wrap YAML load library.

faucet.dp module

Configuration for a datapath.

class `faucet.dp.DP(_id, dp_id, conf)`

Bases: `Conf`

Stores state related to a datapath controlled by Faucet, including configuration.

DEFAULT_LLDP_MAX_PER_INTERVAL = 5

DEFAULT_LLDP_SEND_INTERVAL = 5

add_acl(*acl_ident, acl*)

Add an ACL to this DP.

add_port(*port*)

Add a port to this DP.

add_router(*router_ident, router*)

Add a router to this DP.

all_lags_up()

Return True if all LAGs have at least one port up.

base_prom_labels()

Return base Prometheus labels for this DP.

bgp_routers()

Return list of routers with BGP enabled.

static canonical_port_order(*ports*)

Return iterable of ports in consistent order.

check_config()

Check configuration of this dp

classification_table()

Returns classification table

clone_dyn_state(*prev_dp*, *dps=None*)

Clone dynamic state for this dp

cold_start(*now*)

Update to reflect a cold start

coprocessor_ports()

Return list of coprocessor ports.

```
default_table_sizes_types = {'classification': <class 'int'>, 'eth_dst': <class
'int'>, 'eth_dst_hairpin': <class 'int'>, 'eth_src': <class 'int'>, 'flood':
<class 'int'>, 'ipv4_fib': <class 'int'>, 'ipv6_fib': <class 'int'>, 'port_acl':
<class 'int'>, 'vip': <class 'int'>, 'vlan': <class 'int'>, 'vlan_acl': <class
'int'>}
```

```
defaults: dict = {'advertise_interval': 30, 'arp_neighbor_timeout': 30,
'cache_update_guard_time': 0, 'combinatorial_port_flood': False, 'cookie':
1524372928, 'description': None, 'dot1x': {}, 'dp_acls': None, 'dp_id': None,
'drop_broadcast_source_address': True, 'drop_spoofed_faucet_mac': True,
'egress_pipeline': False, 'fast_advertise_interval': 5, 'faucet_dp_mac':
'0e:00:00:00:00:01', 'global_vlan': 0, 'group_table': False, 'hardware': 'Open
vSwitch', 'high_priority': None, 'highest_priority': None, 'idle_dst': True,
'ignore_learn_ins': 10, 'interface_ranges': {}, 'interfaces': {}, 'lACP_timeout':
30, 'learn_ban_timeout': 0, 'learn_jitter': 0, 'lldp_beacon': {}, 'low_priority':
None, 'lowest_priority': None, 'max_host_fib_retry_count': 10,
'max_hosts_per_resolve_cycle': 5, 'max_resolve_backoff_time': 64,
'max_wildcard_table_size': 1280, 'metrics_rate_limit_sec': 0,
'min_wildcard_table_size': 32, 'multi_out': True, 'name': None,
'nd_neighbor_timeout': 30, 'ofchannel_log': None, 'packetin_pps': None,
'port_table_scale_factor': 1.0, 'priority_offset': 0, 'proactive_learn_v4': True,
'proactive_learn_v6': True, 'slowpath_pps': None, 'stack': None,
'strict_packet_in_cookie': True, 'table_sizes': {}, 'timeout': 300,
'use_classification': False, 'use_idle_timeout': False}
```

```
defaults_types: dict = {'advertise_interval': <class 'int'>,
'arp_neighbor_timeout': <class 'int'>, 'cache_update_guard_time': <class 'int'>,
'combinatorial_port_flood': <class 'bool'>, 'cookie': <class 'int'>,
'description': <class 'str'>, 'dot1x': <class 'dict'>, 'dp_acls': <class 'list'>,
'dp_id': <class 'int'>, 'drop_broadcast_source_address': <class 'bool'>,
'drop_spoofed_faucet_mac': <class 'bool'>, 'egress_pipeline': <class 'bool'>,
'fast_advertise_interval': <class 'int'>, 'faucet_dp_mac': <class 'str'>,
'global_vlan': <class 'int'>, 'group_table': <class 'bool'>, 'hardware': <class
'str'>, 'high_priority': <class 'int'>, 'highest_priority': <class 'int'>,
'idle_dst': <class 'bool'>, 'ignore_learn_ins': <class 'int'>, 'interface_ranges':
<class 'dict'>, 'interfaces': <class 'dict'>, 'lACP_timeout': <class 'int'>,
'learn_ban_timeout': <class 'int'>, 'learn_jitter': <class 'int'>, 'lldp_beacon':
<class 'dict'>, 'low_priority': <class 'int'>, 'lowest_priority': <class 'int'>,
'max_host_fib_retry_count': <class 'int'>, 'max_hosts_per_resolve_cycle': <class
'int'>, 'max_resolve_backoff_time': <class 'int'>, 'max_wildcard_table_size':
<class 'int'>, 'metrics_rate_limit_sec': <class 'int'>, 'min_wildcard_table_size':
<class 'int'>, 'multi_out': <class 'bool'>, 'name': <class 'str'>,
'nd_neighbor_timeout': <class 'int'>, 'ofchannel_log': <class 'str'>,
'packetin_pps': <class 'int'>, 'port_table_scale_factor': <class 'float'>,
'priority_offset': <class 'int'>, 'proactive_learn_v4': <class 'bool'>,
'proactive_learn_v6': <class 'bool'>, 'slowpath_pps': <class 'int'>, 'stack':
<class 'dict'>, 'strict_packet_in_cookie': <class 'bool'>, 'table_sizes': <class
'dict'>, 'timeout': <class 'int'>, 'use_classification': <class 'bool'>,
'use_idle_timeout': <class 'bool'>}
```

```
dot1x_defaults_types = {'auth_acl': <class 'str'>, 'nfv_intf': <class 'str'>,
'nfv_sw_port': <class 'int'>, 'noauth_acl': <class 'str'>, 'radius_ip': <class
'str'>, 'radius_port': <class 'int'>, 'radius_secret': <class 'str'>}
```

dot1x_ports()

Return list of ports with 802.1x enabled.

finalize()

Need to configure OF tables as very last step.

finalize_config(*dps*)

Perform consistency checks after initial config parsing.

finalize_tunnel_acls(*dps*)

Resolve each tunnels sources

get_config_changes(*logger*, *new_dp*)

Detect any config changes.

Parameters

- **logger** (*ValveLogger*) – logger instance
- **new_dp** (*DP*) – new dataplane configuration.

Returns

changes tuple containing:

deleted_ports (set): deleted port numbers. changed_ports (set): changed port numbers. added_ports (set): added port numbers. changed_acl_ports (set): changed ACL only port numbers. deleted_vlans (set): deleted VLAN IDs. changed_vlans (set): changed/added VLAN IDs. all_ports_changed (bool): True if all ports changed.

all_meters_changed (bool): True if all meters changed
 deleted_meters (set): deleted meter numbers
 added_meters (set): Added meter numbers
 changed_meters (set): changed/added meter numbers

Return type

(tuple)

get_config_dict()

Return DP config as a dict for API call.

get_native_vlan(*port_num*)

Return native VLAN for a port by number, or None.

get_tables()

Return tables as dict for API call.

lACP_down_ports()

Return ports that have LACP not UP

lACP_nosync_ports()

Return ports that have LACP status NO_SYNC.

lACP_ports()

Return ports that have LACP.

lACP_up_ports()

Return ports that have LACP up.

lags()

Return dict of LAGs mapped to member ports.

lags_nosync()

Return dict of LAGs mapped to member ports that have LACP in NO SYNC.

lags_up()

Return dict of LAGs mapped to member ports that have LACP up.

```
lldp_beacon_defaults_types = {'max_per_interval': <class 'int'>, 'send_interval':
<class 'int'>, 'system_name': <class 'str'>}
```

lldp_beacon_send_ports(*now*)

Return list of ports to send LLDP packets; stacked ports always send LLDP.

match_tables(*match_type*)

Return list of tables with matches of a specific match type.

```
mutable_attrs: frozenset = frozenset({'vlans'})
```

non_vlan_ports()

Ports that don't have VLANs on them.

output_table()

Returns first output table

output_tables()

Return tables that cause a packet to be forwarded.

pipeline_str()

Text description of pipeline.

pipeline_tableids()

Return pipeline table IDs.

port_labels(*port_no*)

Return port name and description labels for a port number.

port_no_valid(*port_no*)

Return True if supplied port number valid on this datapath.

reset_refs(*vlangs=None*)

Resets VLAN references.

resolve_port(*port_name*)

Resolve a port by number or name.

resolve_stack_topology(*dps, meta_dp_state*)

Resolve inter-DP config for stacking

restricted_bcast_arpcnd_ports()

Return ports that have restricted broadcast set.

set_defaults()

Set default values and run any basic sanity checks.

stack_ports()

Return list of stack ports

table_by_id(*table_id*)

Gets first table with table id

faucet.faucet module

OSKenApp shim between Ryu and Valve.

class faucet.faucet.EventFaucetAdvertise

Bases: `EventBase`

Event used to trigger periodic network advertisements (eg IPv6 RAs).

class faucet.faucet.EventFaucetEventSockHeartbeat

Bases: `EventBase`

Event used to trigger periodic events on event sock, causing it to raise an exception if conn is broken.

class faucet.faucet.EventFaucetFastAdvertise

Bases: `EventBase`

Event used to trigger periodic fast network advertisements (eg LACP).

class faucet.faucet.EventFaucetFastStateExpire

Bases: `EventBase`

Event used to trigger fast expiration of state in controller.

class faucet.faucet.EventFaucetMaintainStackRoot

Bases: `EventBase`

Event used to maintain stack root.

```

class faucet.faucet.EventFaucetMetricUpdate
    Bases: EventBase
    Event used to trigger update of metrics.

class faucet.faucet.EventFaucetResolveGateways
    Bases: EventBase
    Event used to trigger gateway re/resolution.

class faucet.faucet.EventFaucetStateExpire
    Bases: EventBase
    Event used to trigger expiration of state in controller.

class faucet.faucet.Faucet(*args, **kwargs)
    Bases: OSKenAppBase
    A OSKenApp that implements an L2/L3 learning VLAN switch.
    Valve provides the switch implementation; this is a shim for the Ryu event handling framework to interface with Valve.

    bgp = None

    desc_stats_reply_handler(ryu_event)
        Handle OFPDescStatsReply from datapath.
        Parameters
            ryu_event (ryu.controller.ofp_event.EventOFPDescStatsReply) – trigger.

    error_handler(ryu_event)
        Handle an OFPError from a datapath.
        Parameters
            ryu_event (ryu.controller.ofp_event.EventOFPErrorMsg) – trigger

    event_socket_heartbeat_time = 0

    exc_logname = 'faucet.exception'

    features_handler(ryu_event)
        Handle receiving a switch features message from a datapath.
        Parameters
            ryu_event (ryu.controller.ofp_event.EventOFPStateChange) – trigger.

    flowremoved_handler(ryu_event)
        Handle a flow removed event.
        Parameters
            ryu_event (ryu.controller.ofp_event.EventOFPFlowRemoved) – trigger.

    logname = 'faucet'

    metric_update(_)
        Handle a request to update metrics in the controller.

    notifier = None

```

packet_in_handler(*ryu_event*)

Handle a packet in event from the dataplane.

Parameters

ryu_event (*ryu.controller.event.EventReplyBase*) – packet in message.

port_desc_stats_reply_handler(*ryu_event*)

Handle OFPPortDescStatsReply from datapath.

Parameters

ryu_event (*ryu.controller.ofp_event.EventOFPPortDescStatsReply*) – trigger.

port_status_handler(*ryu_event*)

Handle a port status change event.

Parameters

ryu_event (*ryu.controller.ofp_event.EventOFPPortStatus*) – trigger.

reload_config(*ryu_event*)

Handle a request to reload configuration.

start()

Start controller.

valves_manager = None

faucet.faucet_bgp module

BGP implementation for FAUCET.

class faucet.faucet_bgp.**BgpSpeakerKey**(*dp_id, vlan_vid, ipv*)

Bases: object

Uniquely describe a BGP speaker.

class faucet.faucet_bgp.**FaucetBgp**(*logger, exc_logname, metrics, send_flow_msgs*)

Bases: object

Wrapper for Ryu BGP speaker.

exc_logname = None

reset(*valves*)

Set up a BGP speaker for every VLAN that requires it.

shutdown_bgp_speakers()

Shutdown any active BGP speakers.

update_metrics(*_now*)

Update BGP metrics.

faucet.faucet_dot1x module

802.1x implementation for FAUCET.

class faucet.faucet_dot1x.**FaucetDot1x**(*logger, exc_logname, metrics, send_flow_msgs*)

Bases: object

Wrapper for experimental Chewie 802.1x authenticator.

auth_handler(*address, port_id, *args, **kwargs*)

Callback for when a successful auth happens.

create_flow_pair(*dp_id, dot1x_port, nfv_sw_port, valve*)

Creates the pair of flows that redirects the eapol packets to/from the supplicant and nfv port

Parameters

- **dp_id** (*int*)
- **dot1x_port** (*Port*)
- **nfv_sw_port** (*Port*)
- **valve** (*Valve*)

Returns

list

create_mab_flow(*dp_id, dot1x_port, nfv_sw_port, valve*)

Creates a flow that mirrors UDP packets from port 68 (DHCP) from the supplicant to the nfv port

Parameters

- **dp_id** (*int*)
- **dot1x_port** (*Port*)
- **nfv_sw_port** (*Port*)
- **valve** (*Valve*)

Returns

list

exc_logname = None

failure_handler(*address, port_id*)

Callback for when a EAP failure happens.

log_auth_event(*valve, port_num, mac_str, status*)

Log an authentication attempt event

log_port_event(*event_type, port_type, valve, port_num*)

Log a dot1x port event

logoff_handler(*address, port_id*)

Callback for when an EAP logoff happens.

nfv_sw_port_up(*dp_id, dot1x_ports, nfv_sw_port*)

Setup the dot1x forward port acls when the nfv_sw_port comes up. :param dp_id: :type dp_id: int :param dot1x_ports: :type dot1x_ports: Iterable of Port objects :param nfv_sw_port: :type nfv_sw_port: Port

Returns

list of flowmods

port_down(*dp_id, dot1x_port, nfv_sw_port*)

Remove the acls added by FaucetDot1x.get_port_acls :param dp_id: :type dp_id: int :param dot1x_port: :type dot1x_port: Port :param nfv_sw_port: :type nfv_sw_port: Port

Returns

list of flowmods

port_up(*dp_id, dot1x_port, nfv_sw_port*)

Setup the dot1x forward port acls. :param dp_id: :type dp_id: int :param dot1x_port: :type dot1x_port: Port :param nfv_sw_port: :type nfv_sw_port: Port

Returns

list of flowmods

reset(*valves*)

Set up a dot1x speaker.

set_mac_str(*valve, valve_index, port_num*)

Parameters

- **valve** (*Valve*)
- **valve_index** (*int*)
- **port_num** (*int*)

Returns

str

`faucet.faucet_dot1x.get_mac_str(valve_index, port_num)`

Gets the mac address string for the valve/port combo :param valve_index: The internally used id of the valve. :type valve_index: int :param port_num: port number :type port_num: int

Returns

str

faucet.faucet_event module

FAUCET event notification.

class `faucet.faucet_event.FaucetEventNotifier`(*socket_path, metrics, logger*)

Bases: object

Event notification, via Unix domain socket.

check_path(*socket_path*)

Check that socket_path is valid.

get_event()

notify(*dp_id, dp_name, event_dict*)

Notify of an event.

start()

Start socket server.

class `faucet.faucet_event.NonBlockLock`

Bases: object

Non blocking lock that can be used as a context manager.

acquire_nonblock()

Attempt to acquire a lock.

release()

Release lock when done.

faucet.faucet_metadata module

This module contains code relating to the use of OpenFlow Metadata within Faucet.

`faucet.faucet_metadata.get_egress_metadata(port_num, vid)`

Return the metadata value to output a packet to port port_num on vlan vid

faucet.faucet_metrics module

Implement Prometheus statistics.

class `faucet.faucet_metrics.FaucetMetrics`(*reg=None*)

Bases: *PromClient*

Container class for objects that can be exported to Prometheus.

inc_var(*var, labels, val=1*)

Increment a variable.

reset_dpuid(*dp_labels*)

Set all DPID-only counter/gauges to 0.

faucet.faucet_pipeline module

Standard FAUCET pipeline.

class `faucet.faucet_pipeline.ValveTableConfig`(*name, table_id, exact_match=None, meter=None, output=True, miss_goto=None, size=None, match_types=None, set_fields=None, dec_ttl=None, vlan_scale=None, vlan_port_scale=None, next_tables=None, metadata_match=0, metadata_write=0*)

Bases: *object*

Configuration for a single table.

faucet.fctl module

Report state based on FAUCET/Gauge/Prometheus variables.

`faucet.fctl.decode_value`(*metric_name, value*)

Convert values to human readable format based on metric name

`faucet.fctl.get_samples`(*endpoints, metric_name, label_matches, nonzero_only=False, retries=3*)

return a list of Prometheus samples for a given metric

Prometheus Sample objects are named tuples with the fields: name, labels, value, timestamp, exemplar.

Parameters

- **endpoints** (*list of strings*) – the prometheus endpoints to query
- **metric_name** (*string*) – the metric to retrieve
- **label_matches** (*dict*) – filters results by label
- **nonzero_only** (*bool*) – only return samples with non-zero values
- **retries** (*int*) – number of retries when querying

Returns

list of Prometheus Sample objects

`faucet.fctl.main()`

`faucet.fctl.parse_args(sys_args)`

Parse and return CLI args.

`faucet.fctl.report_label_match_metrics(report_metrics, metrics, display_labels=None, nonzero_only=False, delim='\n', label_matches=None)`

Text report on a list of Prometheus metrics.

`faucet.fctl.scrape_prometheus(endpoints, retries=3, err_output_file=<_io.TextIOWrapper name='<stdout>' mode='w' encoding='utf-8'>)`

Scrape a list of Prometheus/FAUCET/Gauge endpoints and aggregate results.

faucet.gauge module

OSKenApp shim between Ryu and Gauge.

class `faucet.gauge.Gauge(*args, **kwargs)`

Bases: *OSKenAppBase*

Ryu app for polling Faucet controlled datapaths for stats/state.

It can poll multiple datapaths. The configuration files for each datapath should be listed, one per line, in the file set as the environment variable GAUGE_CONFIG. It logs to the file set as the environment variable GAUGE_LOG,

exc_logname = 'gauge.exception'

logname = 'gauge'

reload_config(*ryu_event*)

Handle request for Gauge config reload.

update_watcher_handler(*ryu_event*)

Handle any kind of stats/change event.

Parameters

ryu_event (*ryu.controller.event.EventReplyBase*) – stats/change event.

faucet.gauge_pollers module

Library for polling dataplanes for statistics.

class `faucet.gauge_pollers.GaugeFlowTablePoller(conf, logname, prom_client)`

Bases: *GaugeThreadPoller*

Periodically dumps the current datapath flow table as a yaml object.

Includes a timestamp and a reference (\$DATAPATHNAME-flowtables). The flow table is dumped as an OF-FlowStatsReply message (in yaml format) that matches all flows.

send_req()

Send a stats request to a datapath.

class faucet.gauge_pollers.**GaugeMeterStatsPoller**(*conf, logname, prom_client*)

Bases: [GaugeThreadPoller](#)

Poll for all meter stats.

send_req()

Send a stats request to a datapath.

class faucet.gauge_pollers.**GaugePoller**(*conf, logname, prom_client*)

Bases: object

Abstraction for a poller for statistics.

static is_active()

Return True if the poller is controlling the request loop for its stat

no_response()

Called when a polling cycle passes without receiving a response.

report_dp_status(*dp_status*)

Report DP status.

running()

Return True if the poller is running.

send_req()

Send a stats request to a datapath.

start(*ryudp, active*)

Start the poller.

stop()

Stop the poller.

update(*rcv_time, msg*)

Handle the responses to requests.

Called when a reply to a stats request sent by this object is received by the controller.

It should acknowledge the receipt by setting self.reply_pending to false.

Parameters

- **rcv_time** – the time the response was received
- **msg** – the stats reply message

class faucet.gauge_pollers.**GaugePortStatePoller**(*conf, logname, prom_client*)

Bases: [GaugePoller](#)

Abstraction for port state poller.

no_response()

Called when a polling cycle passes without receiving a response.

send_req()

Send a stats request to a datapath.

class faucet.gauge_pollers.**GaugePortStatsPoller**(*conf, logname, prom_client*)

Bases: [GaugeThreadPoller](#)

Periodically sends a port stats request to the datapath and parses and outputs the response.

send_req()

Send a stats request to a datapath.

class faucet.gauge_pollers.**GaugeThreadPoller**(*conf, logname, prom_client*)

Bases: *GaugePoller*

A ryu thread object for sending and receiving OpenFlow stats requests.

The thread runs in a loop sending a request, sleeping then checking a response was received before sending another request.

The methods `send_req`, `update` and `no_response` should be implemented by subclasses.

is_active()

Return True if the poller is controlling the request loop for its stat

send_req()

Send a stats request to a datapath.

start(*ryudp, active*)

Start the poller.

stop()

Stop the poller.

faucet.gauge_prom module

Prometheus for Gauge.

class faucet.gauge_prom.**GaugeFlowTablePrometheusPoller**(*conf, logname, prom_client*)

Bases: *GaugeFlowTablePoller*

Export flow table entries to Prometheus.

class faucet.gauge_prom.**GaugeMeterStatsPrometheusPoller**(*conf, logger, prom_client*)

Bases: *GaugePortStatsPoller*

Exports meter stats to Prometheus.

class faucet.gauge_prom.**GaugePortStatePrometheusPoller**(*conf, logname, prom_client*)

Bases: *GaugePortStatePoller*

Export port state changes to Prometheus.

no_response()

Called when a polling cycle passes without receiving a response.

send_req()

Send a stats request to a datapath.

class faucet.gauge_prom.**GaugePortStatsPrometheusPoller**(*conf, logger, prom_client*)

Bases: *GaugePortStatsPoller*

Exports port stats to Prometheus.

class faucet.gauge_prom.**GaugePrometheusClient**(*reg=None*)

Bases: *PromClient*

Wrapper for Prometheus client that is shared between all pollers.

reregister_flow_vars(*table_name, table_tags*)
 Register the flow variables needed for this client

reregister_nonflow_vars()
 Reset all metrics to empty.

faucet.meter module

Configure meters.

class faucet.meter.**Meter**(*_id, dp_id, conf*)

Bases: *Conf*

Implement FAUCET configuration for an OpenFlow meter.

check_config()

Check config at instantiation time for errors, typically via assert.

defaults: dict = {'entry': None, 'meter_id': None}

defaults_types: dict = {'entry': <class 'dict'>, 'meter_id': <class 'int'>}

entry = None

entry_msg = None

meter_id = None

faucet.port module

Port configuration.

class faucet.port.**Port**(*_id, dp_id, conf=None*)

Bases: *Conf*

Stores state for ports, including the configuration.

actor_init()

Set the LACP actor state to INIT

actor_none()

Set the LACP actor state to NONE

actor_nosync()

Set the LACP actor state to NOSYNC

actor_notconfigured()

Set the LACP actor state to NOTCONFIGURED

actor_state()

Return the current LACP actor state

static actor_state_name(*state*)

Return the string of the actor state

actor_up()

Set the LACP actor state to UP

check_config()

Check config at instantiation time for errors, typically via assert.

clone_dyn_state(*prev_port*)**contains_tunnel_acl(*tunnel_id=None*)**

Searches through `acls_in` for a tunnel ACL with a matching `tunnel_id`

```
coprocessor_defaults_types = {'strategy': <class 'str'>, 'vlan_vid_base': <class 'int'>}
```

deconfigure_port()

Set LACP port state to NOTCONFIGURED

```
defaults: dict = {'acl_in': None, 'acls_in': None, 'coprocessor': {},
'count_untag_vlan_miss': False, 'description': None, 'dot1x': False, 'dot1x_acl':
False, 'dot1x_dyn_acl': False, 'dot1x_mab': False, 'enabled': True, 'hairpin':
False, 'hairpin_unicast': False, 'lacp': 0, 'lacp_active': False,
'lacp_collect_and_distribute': False, 'lacp_passthrough': None, 'lacp_port_id':
-1, 'lacp_port_priority': 255, 'lacp_resp_interval': 1, 'lacp_selected': False,
'lacp_standby': False, 'lacp_unselected': False, 'lldp_beacon': {},
'lldp_peer_mac': None, 'loop_protect': False, 'loop_protect_external': False,
'max_hosts': 255, 'max_lldp_lost': 3, 'mirror': None, 'name': None,
'native_vlan': None, 'number': None, 'opstatus_reconf': True, 'output_only':
False, 'permanent_learn': False, 'receive_lldp': False, 'restricted_bcast_arpnd':
False, 'stack': None, 'tagged_vlans': None, 'unicast_flood': True}
```

```
defaults_types: dict = {'acl_in': (<class 'str'>, <class 'int'>), 'acls_in':
<class 'list'>, 'coprocessor': <class 'dict'>, 'count_untag_vlan_miss': <class 'bool'>,
'description': <class 'str'>, 'dot1x': <class 'bool'>, 'dot1x_acl':
<class 'bool'>, 'dot1x_dyn_acl': <class 'bool'>, 'dot1x_mab': <class 'bool'>,
'enabled': <class 'bool'>, 'hairpin': <class 'bool'>, 'hairpin_unicast': <class 'bool'>,
'lacp': <class 'int'>, 'lacp_active': <class 'bool'>,
'lacp_collect_and_distribute': <class 'bool'>, 'lacp_passthrough': <class 'list'>,
'lacp_port_id': <class 'int'>, 'lacp_port_priority': <class 'int'>,
'lacp_resp_interval': <class 'int'>, 'lacp_selected': <class 'bool'>,
'lacp_standby': <class 'bool'>, 'lacp_unselected': <class 'bool'>, 'lldp_beacon':
<class 'dict'>, 'lldp_peer_mac': <class 'str'>, 'loop_protect': <class 'bool'>,
'loop_protect_external': <class 'bool'>, 'max_hosts': <class 'int'>,
'max_lldp_lost': <class 'int'>, 'mirror': (<class 'list'>, <class 'str'>, <class 'int'>),
'name': <class 'str'>, 'native_vlan': (<class 'str'>, <class 'int'>),
'number': <class 'int'>, 'opstatus_reconf': <class 'bool'>, 'output_only': <class 'bool'>,
'permanent_learn': <class 'bool'>, 'receive_lldp': <class 'bool'>,
'restricted_bcast_arpnd': <class 'bool'>, 'stack': <class 'dict'>, 'tagged_vlans':
<class 'list'>, 'unicast_flood': <class 'bool'>}
```

deselect_port()

UNSELECT the current LACP port

finalize()

Configuration parsing marked complete.

get_lacp_flags()

Get the LACP flags for the state the port is in Return sync, collecting, distributing flag values

hosts(*vlan*s=None)

Return all host cache entries this port has learned (on all or specified VLANs).

hosts_count(*vlan*s=None)

Return count of all hosts this port has learned (on all or specified VLANs).

is_actor_init()

Return true if the LACP actor state is INIT

is_actor_none()

Return true if the LACP actor state is NONE

is_actor_nosync()

Return true if the LACP actor state is NOSYNC

is_actor_up()

Return true if the LACP actor state is UP

is_port_selected()

Return true if the lacp is a SELECTED port

is_port_standby()

Return true if the lacp is a port in STANDBY

is_port_unselected()

Return true if the lacp is an UNSELECTED port

is_stack_admin_down()

Return True if port is in ADMIN_DOWN state.

is_stack_bad()

Return True if port is in BAD state.

is_stack_gone()

Return True if port is in GONE state.

is_stack_init()

Return True if port is in INIT state.

is_stack_none()

Return True if port is in NONE state.

is_stack_up()

Return True if port is in UP state.

lacp_actor_update(*lacp_up*, *now*=None, *lacp_pkt*=None, *cold_start*=False)

Update the LACP actor state :param lacp_up: The intended LACP/port state :type lacp_up: bool :param now: Current time :type now: float :param lacp_pkt: Received LACP packet :type lacp_pkt: PacketMeta :param cold_start: Whether the port is being cold started :type cold_start: bool

Returns

current LACP actor state

lacp_port_state()

Return the current LACP port state

lACP_port_update(*selected*, *cold_start=False*)

Updates the LACP port selection state :param selected: Whether the port's DPID is the selected one :type selected: bool :param cold_start: Whether the port is being cold started :type cold_start: bool

Returns

current lACP port state

lldp_beacon_defaults_types = {'enable': <class 'bool'>, 'org_tlvs': <class 'list'>, 'port_descr': <class 'str'>, 'system_name': <class 'str'>}

lldp_beacon_enabled()

Return True if LLDP beacon enabled on this port.

lldp_org_tlv_defaults_types = {'info': (<class 'str'>, <class 'bytearray'>), 'oui': (<class 'int'>, <class 'bytearray'>), 'subtype': (<class 'int'>, <class 'bytearray'>)}

mirror_actions()

Return OF actions to mirror this port.

non_stack_forwarding()

Returns True if port is not-stacking and, and able to forward packets.

static_port_role_name(*state*)

Return the LACP port role state name

running()

Return True if port enabled and up.

select_port()

SELECT the current LACP port

set_defaults()

Set default values and run any basic sanity checks.

stack_admin_down()

Change the current stack state to ADMIN_DOWN.

stack_bad()

Change the current stack state to BAD.

stack_defaults_types = {'dp': <class 'str'>, 'port': (<class 'str'>, <class 'int'>)}

stack_descr()

Return stacking annotation if this is a stacking port.

stack_gone()

Change the current stack state to GONE.

stack_init()

Change the current stack state to INIT_DOWN.

stack_port_update(*now*)

Progresses through the stack link state machine

Parameters

now (*float*) – Current time

Returns

Current (new) stack port state string: reason for the state change and additional information

Return type

int

stack_state()

Return the current port stack state

static stack_state_name(*state*)

Return stack state name

stack_up()

Change the current stack state to UP.

standby_port()

Set LACP port state to STANDBY

tunnel_acls()

Return any tunnel ACLs on this port.

vlangs()

Return all VLANs this port is in.

faucet.prom_client module

Implement Prometheus client.

```
class faucet.prom_client.PromClient(reg=None)
```

Bases: object

Prometheus client.

```
REQUIRED_LABELS = ['dp_id', 'dp_name']
```

```
start(prom_port, prom_addr, use_test_thread=False)
```

Start webservice.

```
faucet.prom_client.make_wsgi_app(registry)
```

Create a WSGI app which serves the metrics from a registry.

faucet.router module

Configure routing between VLANs.

```
class faucet.router.Router(_id, dp_id, conf)
```

Bases: *Conf*

Implement FAUCET configuration for a router.

```
bgp_as()
```

Return BGP AS.

```
bgp_connect_mode()
```

Return BGP connect mode.

```
bgp_defaults_types = {'as': <class 'int'>, 'connect_mode': <class 'str'>,
'neighbor_addresses': <class 'list'>, 'neighbor_as': <class 'int'>, 'port':
<class 'int'>, 'routerid': <class 'str'>, 'server_addresses': <class 'list'>,
'vlan': (<class 'str'>, <class 'int'>)}
```

bgp_ipvs()

Return list of IP versions for BGP configured on this VLAN.

bgp_neighbor_addresses()

Return BGP neighbor addresses.

bgp_neighbor_addresses_by_ipv(*ipv*)

Return BGP neighbor addresses with specified IP version on this VLAN.

bgp_neighbor_as()

Return BGP neighbor AS number.

bgp_port()

Return BGP port.

bgp_routerid()

Return BGP router ID.

bgp_server_addresses()

Return BGP server addresses.

bgp_server_addresses_by_ipv(*ipv*)

Return BGP server addresses with specified IP version on this VLAN.

bgp_vlan()

Return BGP VLAN.

check_config()

Check config at instantiation time for errors, typically via assert.

defaults: dict = {'bgp': {}, 'vlans': None}

defaults_types: dict = {'bgp': <class 'dict'>, 'vlans': <class 'list'>}

finalize()

Configuration parsing marked complete.

ipaddress_fields = ('neighbor_addresses', 'server_addresses')

set_bgp_vlan(*vlan*)

Set BGP VLAN.

vip_map(*ipa*)

Return VIP for IP address, if any.

faucet.stack module

Configuration for a stack.

class faucet.stack.Stack(*id*, *dp_id*, *name*, *canonical_port_order*, *lACP_down_ports*, *lACP_ports*, *conf*)

Bases: *Conf*

Stores state related to DP stack information, this includes the current elected root as that is technically a fixed allocation for this DP Stack instance.

add_port(*port*)

Add a port to this stack

any_port_up()

Return true if any stack port is UP

canonical_up_ports(*ports=None*)

Obtains list of UP stack ports in canonical order

clone_dyn_state(*prev_stack, dps=None*)

Copy dyn state from the old stack instance when warm/cold starting

defaults: dict = {'down_time_multiple': 3, 'min_lacp_health': 1.0, 'min_stack_health': 1.0, 'priority': None, 'route_learning': False}

defaults_types: dict = {'down_time_multiple': <class 'int'>, 'min_lacp_health': <class 'float'>, 'min_stack_health': <class 'float'>, 'priority': <class 'int'>, 'route_learning': <class 'bool'>}

down_ports()

Return tuple of not running stack ports

get_node_link_data()

Return network stacking graph as a node link representation

hash()

Return hash of a topology graph

is_edge()

Return True if this DP is a stack edge.

is_in_path(*src_dp, dst_dp*)

Return True if the current DP is in the path from *src_dp* to *dst_dp*

Parameters

- **src_dp** (*str*) – DP name
- **dst_dp** (*str*) – DP name

Returns

True if self is in the path from the *src_dp* to the *dst_dp*.

Return type

bool

is_root()

Return True if this DP is the root of the stack.

is_root_candidate()

Return True if this DP could be a root of the stack.

lacp_port_healthy()

Determines the percentage of UP LACP ports, and whether the current stack node can be considered healthy according to the *min_lacp_health* configuration option.

Returns

Whether threshold from DOWN LACP ports is met; considered healthy, float: Percentage of LACP ports UP out of all lacp ports

Return type

bool

live_timeout_healthy(*last_live_time*, *now*, *update_time*)

Determines the timeout of the current stack node, and whether the current stack node can be considered healthy according to the *down_time_multiple* number of stack root update time intervals.

Parameters

- **last_live_time** (*float*) – Last known live time for this current stack node
- **now** (*float*) – Current time
- **update_time** (*int*) – Update time interval

Returns

If node down time is still in update time interval threshold; considered healthy, float: Time elapsed since timed out

Return type

bool

longest_path_to_root_len()

Return length of the longest path to root in the stack.

modify_link(*dp*, *port*, *add=True*)

Update the stack topology according to the event

static modify_topology(*graph*, *dp*, *port*, *add=True*)

Add/remove an edge to the stack graph which originates from this dp and port.

static nominate_stack_root(*stacks*)

Return stack names in priority order and the chosen root

peer_symmetric_up_ports(*peer_dp*)

Return list of stack ports that are up towards us from a peer

peer_up_ports(*peer_dp*)

Return list of stack ports that are up towards a peer.

resolve_topology(*dps*, *meta_dp_state*)

Resolve & verify correct inter-DP stacking config

Parameters

- **dps** (*list*) – List of configured DPs
- **meta_dp_state** (*MetaDPState*) – Provided if reloading when choosing a new root DP

shortest_path(*dest_dp*, *src_dp=None*)

Return shortest path to a DP, as a list of DPs.

shortest_path_port(*dest_dp*)

Return first port on our DP, that is the shortest path towards dest DP.

shortest_path_to_root(*src_dp=None*)

Return shortest path to root DP, as list of DPs.

shortest_symmetric_path_port(*peer_dp*)

Return port on our DP that is the first port of the adjacent DP towards us

stack_port_healthy()

Determines the percentage of UP stack ports, and whether the current stack node can be considered healthy according to the *min_stack_health* configuration option.

Returns

Whether threshold from DOWN stack ports is met; considered healthy, float: Percentage of stack ports UP out of all stack ports

Return type

bool

update_health(now, dp_last_live_time, update_time)

Determines whether the current stack node is healthy

Parameters

- **now** (*float*) – Current time
- **last_live_times** (*dict*) – Last live time value for each DP
- **update_time** (*int*) – Stack root update interval time

Returns

Current stack node health state, str: Reason for the current state

Return type

tuple

faucet.tfm_pipeline module

Configure switch tables with TFM messages.

`faucet.tfm_pipeline.fill_required_properties(new_table)`

Ensure TFM has all required properties.

`faucet.tfm_pipeline.init_table(table_id, name, max_entries, metadata_match, metadata_write)`

Initialize a TFM.

`faucet.tfm_pipeline.load_tables(dp, valve_cl, max_table_id, min_max_flows, use_oxm_ids, fill_req)`

Configure switch tables with TFM messages.

faucet.valve module

Implementation of Valve learning layer 2/3 switch.

`class faucet.valve.AlliedTelesis(dp, logname, metrics, notifier, dot1x)`

Bases: *OVSValve*

Valve implementation for AT.

DEC_TTL = False

acl_manager

dot1x

dp

logger

`logname`
`metrics`
`notifier`
`ofchannel_logger`
`pipeline`
`recent_ofmsgs`
`stack_manager`
`stale_root`
`switch_manager`

class `faucet.valve.ArubaValve`(*dp, logname, metrics, notifier, dot1x*)

Bases: `TfmValve`

Valve implementation for Aruba.

`DEC_TTL = False`

`FILL_REQ = False`

`acl_manager`

`dot1x`

`dp`

`logger`

`logname`

`metrics`

`notifier`

`ofchannel_logger`

`pipeline`

`recent_ofmsgs`

`stack_manager`

`stale_root`

`switch_manager`

class `faucet.valve.CiscoC9KValve`(*dp, logname, metrics, notifier, dot1x*)

Bases: `TfmValve`

Valve implementation for C9K.

`acl_manager`

`dot1x`

dp
logger
logname
metrics
notifier
ofchannel_logger
pipeline
recent_ofmsgs
stack_manager
stale_root
switch_manager

class faucet.valve.**Dot1xManager**(*dot1x, dp_id, dot1x_ports, nfv_sw_port*)

Bases: *ValveManagerBase*

Dot1x protocol manager. Has to be here to avoid eventlet monkey patch in faucet_dot1x

add_port(*port*)

install flows in response to a new port

del_port(*port*)

delete flows in response to a port removal

class faucet.valve.**NoviFlowValve**(*dp, logname, metrics, notifier, dot1x*)

Bases: *Valve*

Valve implementation for NoviFlow with static pipeline.

STATIC_TABLE_IDS = True

USE_BARRIERS = True

acl_manager

dot1x

dp

logger

logname

metrics

notifier

ofchannel_logger

pipeline

recent_ofmsgs

stack_manager

stale_root

switch_manager

class faucet.valve.OVSTfmValve(*dp, logname, metrics, notifier, dot1x*)

Bases: *TfmValve*

Valve implementation for OVS.

MAX_TABLE_ID = 253

MIN_MAX_FLOWS = 1000000

USE_BARRIERS = False

USE_OXM_IDS = False

acl_manager

dot1x

dp

logger

logname

metrics

notifier

ofchannel_logger

pipeline

recent_ofmsgs

stack_manager

stale_root

switch_manager

class faucet.valve.OVSValve(*dp, logname, metrics, notifier, dot1x*)

Bases: *Valve*

Valve implementation for OVS.

USE_BARRIERS = False

acl_manager

dot1x

dp

logger

logname

```

metrics
notifier
ofchannel_logger
pipeline
recent_ofmsgs
stack_manager
stale_root
switch_manager

```

```
class faucet.valve.TfmValve(dp, logname, metrics, notifier, dot1x)
```

Bases: *Valve*

Valve implementation that uses OpenFlow send table features messages.

```
FILL_REQ = True
```

```
MAX_TABLE_ID = 0
```

```
MIN_MAX_FLOWS = 0
```

```
USE_OXM_IDS = True
```

```
acl_manager
```

```
dot1x
```

```
dp
```

```
logger
```

```
logname
```

```
metrics
```

```
notifier
```

```
ofchannel_logger
```

```
pipeline
```

```
recent_ofmsgs
```

```
stack_manager
```

```
stale_root
```

```
switch_manager
```

```
class faucet.valve.Valve(dp, logname, metrics, notifier, dot1x)
```

Bases: *object*

Generates the messages to configure a datapath as a l2 learning switch.

Vendor specific implementations may require sending configuration flows. This can be achieved by inheriting from this class and overwriting the function `switch_features`.

DEC_TTL = True

GROUPS = True

STATIC_TABLE_IDS = False

USE_BARRIERS = True

acl_manager

add_dot1x_native_vlan(*port_num, vlan_name*)

add_route(*vlan, ip_gw, ip_dst*)

Add route to VLAN routing table.

add_vlan(*vlan, cold_start=False*)

Configure a VLAN.

add_vlans(*vlans, cold_start=False*)

advertise(*now, _other_values*)

Called periodically to advertise services (eg. IPv6 RAs).

close_logs()

Explicitly close any active loggers.

datapath_connect(*now, discovered_up_ports*)

Handle Ryu datapath connection event and provision pipeline.

Parameters

- **now** (*float*) – current epoch time.
- **discovered_up_ports** (*set*) – datapath port numbers that are up.

Returns

OpenFlow messages to send to datapath.

Return type

list

datapath_disconnect(*now*)

Handle Ryu datapath disconnection event.

del_dot1x_native_vlan(*port_num*)

del_route(*vlan, ip_dst*)

Delete route from VLAN routing table.

del_vlan(*vlan*)

Delete a configured VLAN.

del_vlans(*vlans*)

dot1x

dot1x_event(*event_dict*)

dp

dp_init(*new_dp=None, valves=None*)

Initialize datapath state at connection/re/config time.

fast_advertise(*now, _other_valves*)

Called periodically to send LLDP/LACP packets.

fast_state_expire(*now, other_valves*)

Called periodically to verify the state of stack ports.

floods_to_root()

Return True if our dp floods (only) to root switch

flow_timeout(*now, table_id, match*)

Call flow timeout message handler:

Parameters

- **now** (*float*) – current epoch time.
- **table_id** (*int*) – ID of table where flow was installed.
- **match** (*dict*) – match conditions for expired flow.

Returns

OpenFlow messages, if any.

Return type

list

lACP_update(*port, lacp_up, now=None, lacp_pkt=None, other_valves=None, cold_start=False*)

Update the port's LACP states and enables/disables pipeline processing.

Parameters

- **port** – The port the packet is being received on
- **lacp_up** (*bool*) – Whether the lacp actor is up
- **now** (*float*) – The current time
- **lacp_pkt** (*PacketMeta*) – The received LACP packet
- **other_valves** (*list*) – List of other valves (in the stack)
- **cold_start** (*bool*) – Whether port is cold starting.

Returns

ofmsgs

learn_host(*now, pkt_meta, other_valves*)

Possibly learn a host on a port.

Parameters

- **now** (*float*) – current epoch time.
- **pkt_meta** (*PacketMeta*) – PacketMeta instance for packet received.
- **other_valves** (*list*) – all Valves other than this one.

Returns

OpenFlow messages, if any.

Return type

list

lldp_handler(*now, pkt_meta, other_valves*)

Handle an LLDP packet.

Parameters

pkt_meta (*PacketMeta*) – packet for control plane.

logger

logname

metrics

notifier

notify(*event_dict*)

Send an event notification.

ofchannel_log(*ofmsgs*)

Log OpenFlow messages in text format to debugging log.

ofchannel_logger

ofdescstats_handler(*body*)

Handle OF DP description.

oferror(*msg*)

Correlate OFError message with flow we sent, if any.

Parameters

msg (*ryu.controller.ofp_event.EventOFMsgBase*) – message from datapath.

parse_pkt_meta(*msg*)

Parse OF packet-in message to PacketMeta.

parse_rcv_packet(*reason, in_port, vlan_vid, eth_type, data, orig_len, pkt, eth_pkt, vlan_pkt*)

Parse a received packet into a PacketMeta instance.

Parameters

- **reason** (*int*) – reason for packet in message.
- **in_port** (*int*) – port packet was received on.
- **vlan_vid** (*int*) – VLAN VID of port packet was received on.
- **eth_type** (*int*) – Ethernet type of packet.
- **data** (*bytes*) – Raw packet data.
- **orig_len** (*int*) – Original length of packet.
- **pkt** (*ryu.lib.packet.packet*) – parsed packet received.
- **eth_pkt** (*ryu.lib.packet.ethernet*) – parsed Ethernet header.
- **vlan_pkt** (*ryu.lib.packet.vlan*) – parsed VLAN Ethernet header.

Returns

PacketMeta instance.

pipeline

port_add(*port_num*)

Handle addition of a single port.

Parameters

port_num (*list*) – list of port numbers.

Returns

OpenFlow messages, if any.

Return type

list

port_delete(*port_num, keep_cache=False, other_valves=None*)

Return flow messages that delete port from pipeline.

port_desc_stats_reply_handler(*port_desc_stats, _other_valves, now*)**port_status_handler**(*port_no, reason, state, _other_valves, now*)

Return OpenFlow messages responding to port operational status change.

ports_add(*port_nums, cold_start=False, log_msg='up'*)

Handle the addition of ports.

Parameters

- **port_num** (*list*) – list of port numbers.
- **cold_start** (*bool*) – True if configuring datapath from scratch.

Returns

OpenFlow messages, if any.

Return type

list

ports_delete(*port_nums, log_msg='down', keep_cache=False, other_valves=None, now=None*)

Handle the deletion of ports.

Parameters

port_nums (*list*) – list of port numbers.

Returns

OpenFlow messages, if any.

Return type

list

prepare_send_flows(*flow_msgs*)

Prepare to send flows to datapath.

Parameters

flow_msgs (*list*) – OpenFlow messages to send.

rate_limit_packet_ins(*now*)

Return True if too many packet ins this second.

rcv_packet(*now, other_valves, pkt_meta*)

Handle a packet from the dataplane (eg to re/learn a host).

The packet may be sent to us also in response to FAUCET initiating IPv6 neighbor discovery, or ARP, to resolve a nexthop.

Parameters

- **other_valves** (*list*) – all Valves other than this one.
- **pkt_meta** ([PacketMeta](#)) – packet for control plane.

Returns

OpenFlow messages, if any by Valve.

Return type

dict

recent_ofmsgs

reload_config(*now, new_dp, valves=None*)

Reload configuration new_dp.

Following config changes are currently supported:

- **Port config: support all available configs**
(e.g. native_vlan, acl_in) & change operations (add, delete, modify) a port
- **ACL config:support any modification, currently reload all**
rules belonging to an ACL
- VLAN config: enable, disable routing, etc...

Parameters

- **now** (*float*) – current epoch time.
- **new_dp** ([DP](#)) – new dataplane configuration.
- **valves** (*list*) – List of all valves

Returns

OpenFlow messages.

Return type

ofmsgs (list)

resolve_gateways(*now, _other_valves*)

Call route managers to re/resolve gateways.

Returns

OpenFlow messages, if any by Valve.

Return type

dict

router_rcv_packet(*now, pkt_meta*)

Process packets destined for router or run resolver.

Parameters

- **now** (*float*) – current epoch time.
- **pkt_meta** ([PacketMeta](#)) – packet for control plane.

Returns

OpenFlow messages.

Return type

list

router_vlan_for_ip_gw(*vlan, ip_gw*)

send_flows(*ryu_dp, flow_msgs, now*)

Send flows to datapath (or disconnect an OF session).

Parameters

- **ryu_dp** (*ryu.controller.controller.Datapath*) – datapath.
- **flow_msgs** (*list*) – OpenFlow messages to send.

stack_manager

stale_root

state_expire(*now, other_valves*)

Expire controller caches/state (e.g. hosts learned).

Parameters

- **now** (*float*) – current epoch time.
- **other_valves** (*list*) – all Valves other than this one.

Returns

OpenFlow messages, if any by Valve.

Return type

dict

switch_features(*_msg*)

Send configuration flows necessary for the switch implementation.

Parameters

msg (*OFPSwitchFeatures*) – msg sent from switch.

Vendor specific configuration should be implemented here.

switch_manager

update_config_metrics()

Update table names for configuration.

update_metrics(*now, updated_port=None, rate_limited=False*)

Update Gauge/metrics.

class faucet.valve.**ValveLogger**(*logger, dp_id, dp_name*)

Bases: object

Logger for a Valve that adds DP ID.

debug(*log_msg*)

Log debug level message.

error(*log_msg*)

Log error level message.

info(*log_msg*)

Log info level message.

warning(*log_msg*)

Log warning level message.

`faucet.valve.valve_factory(dp)`

Return a Valve object based dp's hardware configuration field.

Parameters

dp (DP) – DP instance with the configuration for this Valve.

`faucet.valve_acl` module

Compose ACLs on ports.

class `faucet.valve_acl.ValveAclManager`(*port_acl_table, vlan_acl_table, egress_acl_table, pipeline, meters, dp_acls=None*)

Bases: *ValveManagerBase*

Handle installation of ACLs on a DP

add_authed_mac(*port_num, mac*)

Add authed mac address

add_meters(*added_meters*)

Add new meters.

add_port(*port*)

Install port acls if configured

add_port_acl(*acl, port_num, mac=None*)

Create ACL openflow rules for Port

add_vlan(*vlan, cold_start*)

Install VLAN ACL if configured.

build_reverse_tunnel_rules_ofmsgs(*source_id, tunnel_id, acl*)

Build a (reverse) tunnel only generated rule

build_tunnel_acl_rule_ofmsgs(*source_id, tunnel_id, acl*)

Build a rule of an ACL that contains a tunnel

build_tunnel_rules_ofmsgs(*source_id, tunnel_id, acl*)

Build a tunnel only generated rule

cold_start_port(*port*)

Reload acl for a port by deleting existing rules and calling add_port

create_dot1x_flow_pair(*port_num, nfv_sw_port_num, mac*)

Create dot1x flow pair

create_mab_flow(*port_num, nfv_sw_port_num, mac*)

Create MAB ACL for sending IP Activity to Chewie NFV

Returns flowmods to send all IP traffic to Chewie

Parameters

- **port_num** (*int*) – Number of port in
- **nfv_sw_port_num** (*int*) – Number of port out
- **mac** (*str*) – MAC address of the valve/port combo

del_authed_mac(*port_num*, *mac=None*, *strict=True*)

remove authed mac address

del_dot1x_flow_pair(*port_num*, *nfv_sw_port_num*, *mac*)

Deletes dot1x flow pair

del_mab_flow(*port_num*, *_nfv_sw_port_num*, *_mac*)

Remove MAB ACL for sending IP Activity to Chewie NFV

Returns flowmods to send all IP traffic to Chewie

Parameters

- **port_num** (*int*) – Number of port in
- **_nfv_sw_port_num** (*int*) – Number of port out
- **_mac** (*str*) – MAC address of the valve/port combo

del_meters(*deleted_meters*)

del_port(*port*)

delete flows in response to a port removal

del_port_acl(*acl*, *port_num*, *mac=None*)

Delete ACL rules for Port

del_vlan(*vlan*)

Remove VLAN ACLs if configured.

initialise_tables()

Install dp acls if configured

`faucet.valve_acl.add_mac_address_to_match`(*match*, *eth_src*)

Add or change the value of a match type

`faucet.valve_acl.build_acl_entry`(*acl_table*, *rule_conf*, *meters*, *acl_allow_inst*, *acl_force_port_vlan_inst*,
port_num=None, *vlan_vid=None*, *tunnel_rules=None*, *source_id=None*)

Build flow/groupmods for one ACL rule entry.

`faucet.valve_acl.build_acl_ofmsgs`(*acls*, *acl_table*, *acl_allow_inst*, *acl_force_port_vlan_inst*,
highest_priority, *meters*, *exact_match*, *port_num=None*,
vlan_vid=None, *tunnel_rules=None*, *source_id=None*, *flowdel=False*)

Build flow/groupmods for all entries in an ACL.

`faucet.valve_acl.build_acl_port_of_msgs`(*acl*, *vid*, *port_num*, *acl_table*, *goto_table*, *priority*)

A Helper function for building Openflow Mod Messages for Port ACLs

`faucet.valve_acl.build_ct_actions`(*acl_table*, *ct_dict*)

Build conntrack action from ACL rule

`faucet.valve_acl.build_ordered_output_actions`(*acl_table*, *output_list*, *tunnel_rules=None*,
source_id=None)

Build actions from ordered ACL output list

`faucet.valve_acl.build_output_actions`(*acl_table*, *output_dict*, *tunnel_rules=None*, *source_id=None*)

Implement actions to alter packet/output.

`faucet.valve_acl.build_rule_ofmsgs`(*rule_conf, acl_table, acl_allow_inst, acl_force_port_vlan_inst, highest_priority, acl_rule_priority, meters, exact_match, port_num=None, vlan_vid=None, tunnel_rules=None, source_id=None, flowdel=False*)

Build an ACL rule and return OFMSGs

`faucet.valve_acl.build_tunnel_ofmsgs`(*rule_conf, acl_table, priority, port_num=None, vlan_vid=None, flowdel=False, reverse=False*)

Build a specific tunnel only ofmsgs

`faucet.valve_acl.push_vlan`(*acl_table, vlan_vid*)

Push a VLAN tag with optional selection of eth type.

`faucet.valve_acl.rewrite_vlan`(*acl_table, output_dict*)

Implement actions to rewrite VLAN headers.

faucet.valve_coprocessor module

Implementation of Valve coprocessor.

class `faucet.valve_coprocessor.CoprocessorManager`(*ports, copro_table, vlan_table, eth_src_table, output_table, low_priority, high_priority*)

Bases: *ValveManagerBase*

Implementation of Valve coprocessor.

add_port(*port*)

Add flows to allow coprocessor to inject or output packets.

faucet.valve_lldp module

Manage LLDP.

class `faucet.valve_lldp.ValveLLDPManager`(*vlan_table, highest_priority, logger, notify, inc_var, set_var, set_port_var, stack_manager*)

Bases: *ValveManagerBase*

Manage LLDP.

add_port(*port*)

install flows in response to a new port

del_port(*port*)

delete flows in response to a port removal

update_stack_link_state(*ports, now, valve, other_valves*)

Update the stack link states of the set of provided stack ports

Parameters

- **ports** (*list*) – List of stack ports to update the state of
- **now** (*float*) – Current time
- **valve** (*Valve*) – Valve that owns this LLDPManager instance
- **other_valves** (*list*) – List of other valves

Returns

ofmsgs by valve

Return type

dict

verify_lldp(*port*, *now*, *valve*, *other_valves*, *remote_dp_id*, *remote_dp_name*, *remote_port_id*, *remote_port_state*)

Verify correct LLDP cabling, then update port to next state

Parameters

- **port** (*Port*) – Port that received the LLDP
- **now** (*float*) – Current time
- **other_valves** (*list*) – Other valves in the topology
- **remote_dp_id** (*int*) – Received LLDP remote DP ID
- **remote_dp_name** (*str*) – Received LLDP remote DP name
- **remote_port_id** (*int*) – Received LLDP port ID
- **remote_port_state** (*int*) – Received LLDP port state

Returns

Ofmsgs by valve

Return type

dict

faucet.valve_manager_base module

Valve Manager base class

class faucet.valve_manager_base.ValveManagerBase

Bases: object

Base class for ValveManager objects.

Expected to control the installation of flows into datapath tables.

Ideally each datapath table should be controlled by 1 manager only.

add_port(*port*)

install flows in response to a new port

add_vlan(*vlan*, *cold_start*)

install flows in response to a new VLAN

del_port(*port*)

delete flows in response to a port removal

del_vlan(*vlan*)

delete flows in response to a VLAN removal

initialise_tables()

initialise tables controlled by this manager.

update_vlan(*vlan*)

flows in response to updating an existing VLAN.

faucet.valve_of module

Utility functions to parse/create OpenFlow messages.

class faucet.valve_of.NullRyuDatapath

Bases: object

Placeholder Ryu Datapath.

```
ofproto = <module 'os_ken.ofproto.ofproto_v1_3' from
'/home/docs/checkouts/readthedocs.org/user_builds/faucet/envs/latest/lib/python3.12/
site-packages/os_ken/ofproto/ofproto_v1_3.py'>
```

faucet.valve_of.**apply_actions**(actions)

Return instruction that applies action list.

Parameters

actions (*list*) – list of OpenFlow actions.

Returns

instruction of actions.

Return type

ryu.ofproto.ofproto_v1_3_parser.OFPInstruction

faucet.valve_of.**apply_meter**(meter_id)

Return instruction to apply a meter.

faucet.valve_of.**barrier**()

Return OpenFlow barrier request.

Returns

barrier request.

Return type

ryu.ofproto.ofproto_v1_3_parser.OFPBarrierRequest

faucet.valve_of.**bucket**(weight=0, watch_port=4294967295, watch_group=4294967295, actions=None)

Return a group action bucket with provided actions.

faucet.valve_of.**build_group_flood_buckets**(vlan_flood_acts)

Return a list of group buckets to implement flooding on a VLAN.

faucet.valve_of.**build_match_dict**(in_port=None, vlan=None, eth_type=None, eth_src=None, eth_dst=None, eth_dst_mask=None, icmpv6_type=None, nw_proto=None, nw_dst=None, metadata=None, metadata_mask=None, vlan_pcp=None, udp_src=None, udp_dst=None)

faucet.valve_of.**controller_pps_meteradd**(datapath=None, pps=0)

Add a PPS meter towards controller.

faucet.valve_of.**controller_pps_meterdel**(datapath=None)

Delete a PPS meter towards controller.

faucet.valve_of.**ct**(**kws)

Return connection tracker action.

Parameters

kws (*dict*) – exactly one connection tracker action.

Returns

connection tracker action.

Return type

`ryu.ofproto.nx_actions.NXActionCT`

`faucet.valve_of.ct_clear()`

Return clear connection tracker state action.

Parameters

kwds (*dict*) – exactly one clear connection tracker state action.

Returns

clear connection tracker state action.

Return type

`ryu.ofproto.nx_actions.NXActionCTClear`

`faucet.valve_of.ct_nat(**kwds)`

Return network address translation connection tracker action.

Parameters

kwds (*dict*) – exactly one network address translation connection tracker action.

Returns

network address translation connection tracker action.

Return type

`ryu.ofproto.nx_actions.NXActionNAT`

`faucet.valve_of.dec_ip_ttl()`

Return OpenFlow action to decrement IP TTL.

Returns

decrement IP TTL.

Return type

`ryu.ofproto.ofproto_v1_3_parser.OFPActionDecNwTtl`

`faucet.valve_of.dedupe_ofmsgs(input_ofmsgs, random_order, flowkey)`

Return deduplicated ofmsg list.

`faucet.valve_of.dedupe_output_port_acts(output_port_acts)`

Deduplicate parser.OFPActionOutputs (because Ryu doesn't define `__eq__`).

Parameters

ryu.ofproto.ofproto_v1_3_parser.OFPActionOutput (*list of*) – output to port actions.

Returns

output to port actions.

Return type

list of `ryu.ofproto.ofproto_v1_3_parser.OFPActionOutput`

`faucet.valve_of.dedupe_overlaps_ofmsgs(input_ofmsgs, random_order, flowkey)`

`faucet.valve_of.desc_stats_request(datapath=None)`

Query switch description.

`faucet.valve_of.devid_present(vid)`

Return VLAN VID without VID_PRESENT flag set.

Parameters

vid (*int*) – VLAN VID with VID_PRESENT.

Returns

VLAN VID.

Return type

`int`

`faucet.valve_of.faucet_async(datapath=None, notify_flow_removed=False, packet_in=True, port_status=True)`

Return async message config for FAUCET/Gauge

`faucet.valve_of.faucet_config(datapath=None)`

Return switch config for FAUCET.

`faucet.valve_of.flood_port_outputs(tagged_ports, untagged_ports, in_port=None, exclude_ports=None)`

Return actions for both tagged and untagged ports.

`faucet.valve_of.flood_tagged_port_outputs(ports, in_port=None, exclude_ports=None)`

Return list of actions necessary to flood to list of tagged ports.

`faucet.valve_of.flood_untagged_port_outputs(ports, in_port=None, exclude_ports=None)`

Return list of actions necessary to flood to list of untagged ports.

`faucet.valve_of.flowmod(cookie, command, table_id, priority, out_port, out_group, match_fields, inst, hard_timeout, idle_timeout, flags=0)`

`faucet.valve_of.goto_table(table)`

Return instruction to goto table.

Parameters

table (`ValveTable`) – table to goto.

Returns

goto instruction.

Return type

`ryu.ofproto.ofproto_v1_3_parser.OFPIInstruction`

`faucet.valve_of.goto_table_id(table_id)`

Return instruction to goto table by table ID.

Parameters

table (*int*) – table by ID to goto.

Returns

goto instruction.

Return type

`ryu.ofproto.ofproto_v1_3_parser.OFPIInstruction`

`faucet.valve_of.group_act(group_id)`

Return an action to run a group.

`faucet.valve_of.groupadd(datapath=None, type_=0, group_id=0, buckets=None)`

Add a group.

`faucet.valve_of.groupadd_ff(datapath=None, group_id=0, buckets=None)`

Add a fast failover group.

`faucet.valve_of.groupdel(datapath=None, group_id=4294967292)`

Delete a group (default all groups).

`faucet.valve_of.ignore_port(port_num)`

Return True if FAUCET should ignore this port.

Parameters

port_num (*int*) – switch port.

Returns

True if FAUCET should ignore this port.

Return type

bool

`faucet.valve_of.is_apply_actions(instruction)`

Return True if an apply action.

Parameters

instruction – OpenFlow instruction.

Returns

True if an apply action.

Return type

bool

`faucet.valve_of.is_ct(action)`

`faucet.valve_of.is_flowaddmod(ofmsg)`

Return True if flow message is a FlowMod, add or modify.

Parameters

ofmsg – ryu.ofproto.ofproto_v1_3_parser message.

Returns

True if is a FlowMod, add or modify.

Return type

bool

`faucet.valve_of.is_flowdel(ofmsg)`

Return True if flow message is a FlowMod and a delete.

Parameters

ofmsg – ryu.ofproto.ofproto_v1_3_parser message.

Returns

True if is a FlowMod delete/strict.

Return type

bool

`faucet.valve_of.is_flowmod(ofmsg)`

Return True if flow message is a FlowMod.

Parameters

ofmsg – ryu.ofproto.ofproto_v1_3_parser message.

Returns

True if is a FlowMod

Return type

bool

`faucet.valve_of.is_global_flowdel(ofmsg)`

Is a delete of all flows in all tables.

`faucet.valve_of.is_global_groupdel(ofmsg)`

Is a delete of all groups.

`faucet.valve_of.is_global_meterdel(ofmsg)`

Is a delete of all meters.

`faucet.valve_of.is_groupadd(ofmsg)`

Return True if OF message is a GroupMod and command is add.

Parameters

ofmsg – ryu.ofproto.ofproto_v1_3_parser message.

Returns

True if is a GroupMod add

Return type

bool

`faucet.valve_of.is_groupdel(ofmsg)`

Return True if OF message is a GroupMod and command is delete.

Parameters

ofmsg – ryu.ofproto.ofproto_v1_3_parser message.

Returns

True if is a GroupMod delete

Return type

bool

`faucet.valve_of.is_groupmod(ofmsg)`

Return True if OF message is a GroupMod.

Parameters

ofmsg – ryu.ofproto.ofproto_v1_3_parser message.

Returns

True if is a GroupMod

Return type

bool

`faucet.valve_of.is_meter(instruction)`

Return True if a meter.

Parameters

instruction – OpenFlow instruction.

Returns

True if a meter.

Return type

bool

`faucet.valve_of.is_meteradd(ofmsg)`

Return True if OF message is a MeterMod and command is add.

Parameters

ofmsg – ryu.ofproto.ofproto_v1_3_parser message.

Returns

True if is a MeterMod add

Return type

bool

`faucet.valve_of.is_meterdel(ofmsg)`

Return True if OF message is a MeterMod and command is delete.

Parameters

ofmsg – ryu.ofproto.ofproto_v1_3_parser message.

Returns

True if is a MeterMod delete

Return type

bool

`faucet.valve_of.is_metermod(ofmsg)`

Return True if OF message is a MeterMod.

Parameters

ofmsg – ryu.ofproto.ofproto_v1_3_parser message.

Returns

True if is a MeterMod

Return type

bool

`faucet.valve_of.is_output(ofmsg)`

Return True if flow message is an action output message.

Parameters

ofmsg – ryu.ofproto.ofproto_v1_3_parser message.

Returns

True if is a OFPActionOutput.

Return type

bool

`faucet.valve_of.is_packetout(ofmsg)`

Return True if OF message is a PacketOut

Parameters

ofmsg – ryu.ofproto.ofproto_v1_3_parser message.

Returns

True if is a PacketOut

Return type

bool

`faucet.valve_of.is_set_field(action)`

`faucet.valve_of.is_table_features_req(ofmsg)`

Return True if flow message is a TFM req.

Parameters

ofmsg – ryu.ofproto.ofproto_v1_3_parser message.

Returns

True if is a TFM req.

Return type

bool

`faucet.valve_of.match(match_fields)`

Return OpenFlow matches from dict.

Parameters

match_fields (*dict*) – match fields and values.

Returns

matches.

Return type

ryu.ofproto.ofproto_v1_3_parser.OFPMatch

`faucet.valve_of.match_from_dict(match_dict)`

Parse a match dict into a OFPMatch object

`faucet.valve_of.metadata_goto_table(metadata, mask, table)`

Return instructions to write metadata and goto table.

Parameters

- **metadata** (*int*) – metadata to write to packet
- **maks** (*int*) – mask to apply to metadata
- **table** (*ValveTable*) – table to goto.

Returns

list of OFPInstructions

`faucet.valve_of.meteradd(meter_conf, command=0)`

Add a meter based on YAML configuration.

`faucet.valve_of.meterdel(datapath=None, meter_id=4294967295)`

Delete a meter (default all meters).

`faucet.valve_of.output_controller(max_len=194)`

Return OpenFlow action to packet in to the controller.

Parameters

max_len (*int*) – max number of bytes from packet to output.

Returns

packet in action.

Return type

ryu.ofproto.ofproto_v1_3_parser.OFPActionOutput

`faucet.valve_of.output_in_port()`

Return OpenFlow action to output out input port.

Returns

`ryu.ofproto.ofproto_v1_3_parser.OFPActionOutput`.

`faucet.valve_of.output_non_output_actions(flood_acts)`

Split output actions into deduped actions, output ports, and non-output port actions.

Parameters

`ryu.ofproto.ofproto_v1_3_parser.OFPActions` (*list of*) – flood actions.

Returns

set of deduped actions, output ports, and non-output actions.

`faucet.valve_of.output_port(port_num, max_len=0)`

Return OpenFlow action to output to a port.

Parameters

- **port_num** (*int*) – port to output to.
- **max_len** (*int*) – maximum length of packet to output (default no maximum).

Returns

output to port action.

Return type

`ryu.ofproto.ofproto_v1_3_parser.OFPActionOutput`

`faucet.valve_of.packetout(port_num, data)`

Return OpenFlow action to packet out to dataplane from controller.

Parameters

- **port_num** (*int*) – port to output to.
- **data** (*str*) – raw packet to output.

Returns

packet out action.

Return type

`ryu.ofproto.ofproto_v1_3_parser.OFPActionOutput`

`faucet.valve_of.packetouts(port_nums, data)`

Return OpenFlow action to multiply packet out to dataplane from controller.

Parameters

- **port_num** (*list*) – ints, ports to output to.
- **data** (*str*) – raw packet to output.

Returns

packet out action.

Return type

`ryu.ofproto.ofproto_v1_3_parser.OFPActionOutput`

`faucet.valve_of.pop_vlan()`

Return OpenFlow action to pop outermost Ethernet 802.1Q VLAN header.

Returns

Pop VLAN.

Return type

`ryu.ofproto.ofproto_v1_3_parser.OFPActionPopVlan`

`faucet.valve_of.port_status_from_state(state)`

Return True if OFPPS_LINK_DOWN is not set.

`faucet.valve_of.ports_from_output_port_acts(output_port_acts)`

Return unique port numbers from OFPActionOutput actions.

Parameters

`ryu.ofproto.ofproto_v1_3_parser.OFPActionOutput` (*list of*) – output to port actions.

Returns

set of port number ints.

`faucet.valve_of.push_vlan_act(table, vlan_vid, eth_type=33024)`

Return OpenFlow action list to push Ethernet 802.1Q header with VLAN VID.

Parameters

`vid` (*int*) – VLAN VID

Returns

actions to push 802.1Q header with VLAN VID set.

Return type

list

`faucet.valve_of.remove_overlap_ofmsgs(input_ofmsgs, overlap_input_ofmsgs)`

`faucet.valve_of.set_field(**kwds)`

Return action to set any field.

Parameters

`kwds` (*dict*) – exactly one field to set

Returns

set field action.

Return type

`ryu.ofproto.ofproto_v1_3_parser.OFPActionSetField`

`faucet.valve_of.slowpath_pps_meteradd(datapath=None, pps=0)`

Add a PPS meter towards controller.

`faucet.valve_of.slowpath_pps_meterdel(datapath=None)`

Delete a PPS meter towards controller.

`faucet.valve_of.sort_flows(input_ofmsgs)`

Sort flows in canonical order, descending table and priority.

`faucet.valve_of.table_features(body)`

`faucet.valve_of.valve_flowreorder(input_ofmsgs, use_barriers=True)`

Reorder flows for better OFA performance.

`faucet.valve_of.valve_match_vid(value)`

`faucet.valve_of.verify_flowmod(flowmod_msg)`

Verify flowmod can be serialized.

`faucet.valve_of.vid_present(vid)`

Return VLAN VID with VID_PRESENT flag set.

Parameters

vid (*int*) – VLAN VID

Returns

VLAN VID with VID_PRESENT.

Return type

`int`

`faucet.valve_of_old` module

Deprecated OF matches.

`faucet.valve_outonly` module

Implementation of Valve output only.

class `faucet.valve_outonly.OutputOnlyManager`(*vlan_table, highest_priority*)

Bases: `ValveManagerBase`

Implementation of Valve output only.

add_port(*port*)

install flows in response to a new port

del_port(*port*)

delete flows in response to a port removal

`faucet.valve_packet` module

Utility functions for parsing and building Ethernet packet/contents.

class `faucet.valve_packet.PacketMeta`(*reason, data, orig_len, pkt, eth_pkt, vlan_pkt, port, valve_vlan, eth_src, eth_dst, eth_type*)

Bases: `object`

Original, and parsed Ethernet packet metadata.

```
ETH_TYPES_PARSERS = {2048: (4, <functools._lru_cache_wrapper object>, <class
'os_ken.lib.packet.ipv4.ipv4'>), 2054: (None, None, <class
'os_ken.lib.packet.arp.arp'>), 34525: (6, None, <class
'os_ken.lib.packet.ipv6.ipv6'>)}
```

```
MAX_ETH_TYPE_PKT_SIZE = {2048: 174, 2054: 64}
```

```
MIN_ETH_TYPE_PKT_SIZE = {2048: 38, 2054: 46, 34525: 58}
```

`data`

`eth_dst`

`eth_pkt`

`eth_src`

`eth_type`

ip_ver()

Return IP version number.

l3_dst

l3_offset()

Return offset to where layer 3 header (IPv4/IPv6) starts

l3_pkt

l3_src

log()

orig_len

packet_complete()

True if we have the complete packet.

pkt

port

reason

reparse(max_len)

Reparse packet using data up to the specified maximum length.

reparse_all()

Reparse packet with all available data.

reparse_ip(payload=0)

Reparse packet with specified IP header type and optionally payload.

vlan

vlan_pkt

`faucet.valve_packet.arp_reply(vid, eth_src, eth_dst, src_ip, dst_ip)`

Return an ARP reply packet.

Parameters

- **vid** (*int* or *None*) – VLAN VID to use (or None).
- **eth_src** (*str*) – Ethernet source address.
- **eth_dst** (*str*) – destination Ethernet MAC address.
- **src_ip** (*ipaddress.IPv4Address*) – source IPv4 address.
- **dst_ip** (*ipaddress.IPv4Address*) – destination IPv4 address.

Returns

serialized ARP reply packet.

Return type

`ryu.lib.packet.arp`

`faucet.valve_packet.arp_request(vid, eth_src, eth_dst, src_ip, dst_ip)`

Return an ARP request packet.

Parameters

- **vid** (*int* or *None*) – VLAN VID to use (or None).
- **eth_src** (*str*) – Ethernet source address.
- **eth_dst** (*str*) – Ethernet destination address.
- **src_ip** (*ipaddress.IPv4Address*) – source IPv4 address.
- **dst_ip** (*ipaddress.IPv4Address*) – requested IPv4 address.

Returns

serialized ARP request packet.

Return type

`ryu.lib.packet.arp`

`faucet.valve_packet.build_pkt_header(vid, eth_src, eth_dst, dl_type)`

Return an Ethernet packet header.

Parameters

- **vid** (*int* or *None*) – VLAN VID to use (or None).
- **eth_src** (*str*) – source Ethernet MAC address.
- **eth_dst** (*str*) – destination Ethernet MAC address.
- **dl_type** (*int*) – EtherType.

Returns

Ethernet packet with header.

Return type

`ryu.lib.packet.ethernet`

`faucet.valve_packet.echo_reply(vid, eth_src, eth_dst, src_ip, dst_ip, data)`

Return an ICMP echo reply packet.

Parameters

- **vid** (*int* or *None*) – VLAN VID to use (or None).
- **eth_src** (*str*) – Ethernet source address.
- **eth_dst** (*str*) – destination Ethernet MAC address.
- **src_ip** (*ipaddress.IPv4Address*) – source IPv4 address.
- **dst_ip** (*ipaddress.IPv4Address*) – destination IPv4 address.

Returns

serialized ICMP echo reply packet.

Return type

`ryu.lib.packet.icmp`

`faucet.valve_packet.faucet_lldp_stack_state_tlvs(dp, port)`

Return a LLDP TLV for state of a stack port.

`faucet.valve_packet.faucet_lldp_tlvs(dp)`

Return LLDP TLVs for a datapath.

`faucet.valve_packet.faucet_oui(mac)`

Return first 3 bytes of MAC address (given as str).

`faucet.valve_packet.faucet_tlvs(lldp_pkt, faucet_dp_mac)`

Return list of TLVs with FAUCET OUI.

`faucet.valve_packet.icmpv6_echo_reply(vid, eth_src, eth_dst, src_ip, dst_ip, hop_limit, id_, seq, data)`

Return IPv6 ICMP echo reply packet.

Parameters

- **vid** (*int* or *None*) – VLAN VID to use (or None).
- **eth_src** (*str*) – source Ethernet MAC address.
- **eth_dst** (*str*) – destination Ethernet MAC address.
- **src_ip** (*ipaddress.IPv6Address*) – source IPv6 address.
- **dst_ip** (*ipaddress.IPv6Address*) – destination IPv6 address.
- **hop_limit** (*int*) – IPv6 hop limit.
- **id** (*int*) – identifier for echo reply.
- **seq** (*int*) – sequence number for echo reply.
- **data** (*str*) – payload for echo reply.

Returns

Serialized IPv6 ICMP echo reply packet.

Return type

`ryu.lib.packet.ethernet`

`faucet.valve_packet.icmpv6_time_exceeded(vid, eth_src, eth_dst, src_ip, dst_ip, data)`

Return IPv6 ICMP hop limit exceeded packet.

Parameters

- **vid** (*int* or *None*) – VLAN VID to use (or None).
- **eth_src** (*str*) – source Ethernet MAC address.
- **eth_dst** (*str*) – destination Ethernet MAC address.
- **src_ip** (*ipaddress.IPv6Address*) – source IPv6 address.
- **dst_ip** (*ipaddress.IPv6Address*) – destination IPv6 address.
- **data** (*bytes*) – payload for reply.

Returns

Serialized IPv6 ICMP time-to-live exceeded packet.

Return type

`ryu.lib.packet.ethernet`

`faucet.valve_packet.int_from_mac(mac)`

`faucet.valve_packet.int_in_mac(mac, to_int)`

`faucet.valve_packet.ipv4_parseable(ip_header_data)`

Return True if an IPv4 packet we could parse.

`faucet.valve_packet.ipv6_link_eth_mcast(dst_ip)`

Return an Ethernet multicast address from an IPv6 address.

See RFC 2464 section 7.

Parameters

dst_ip (*ipaddress.IPv6Address*) – IPv6 address.

Returns

Ethernet multicast address.

Return type

str

`faucet.valve_packet.ipv6_solicited_node_from_ucast(ucast)`

Return IPv6 solicited node multicast address from IPv6 unicast address.

See RFC 3513 section 2.7.1.

Parameters

ucast (*ipaddress.IPv6Address*) – IPv6 unicast address.

Returns

IPv6 solicited node multicast address.

Return type

ipaddress.IPv6Address

`faucet.valve_packet.lacp_actor_up(lacp_pkt)`

Return 1 if remote LACP link is up.

`faucet.valve_packet.lacp_reqreply(eth_src, actor_system, actor_key, actor_port, actor_port_priority=0, actor_state_synchronization=0, actor_state_activity=0, actor_state_collecting=1, actor_state_distributing=1, partner_system='00:00:00:00:00:00', partner_key=0, partner_port=0, partner_system_priority=0, partner_port_priority=0, partner_state_defaulted=0, partner_state_expired=0, partner_state_timeout=0, partner_state_collecting=0, partner_state_distributing=0, partner_state_aggregation=0, partner_state_synchronization=0, partner_state_activity=0)`

Return a LACP frame.

Parameters

- **eth_src** (*str*) – source Ethernet MAC address.
- **actor_system** (*str*) – actor system ID (MAC address)
- **actor_key** (*int*) – actor's LACP key assigned to this port.
- **actor_port** (*int*) – actor port number.
- **actor_state_synchronization** (*int*) – 1 if we will use this link.
- **actor_state_activity** (*int*) – 1 if actively sending LACP.
- **actor_state_collecting** (*int*) – 1 if receiving on this link.
- **actor_state_distributing** (*int*) – 1 if transmitting on this link.
- **partner_system** (*str*) – partner system ID (MAC address)
- **partner_key** (*int*) – partner's LACP key assigned to this port.

- **partner_port** (*int*) – partner port number.
- **partner_system_priority** (*int*) – partner’s system priority.
- **partner_port_priority** (*int*) – partner’s port priority.
- **partner_state_defaulted** (*int*) – 1 if partner reverted to defaults.
- **partner_state_expired** (*int*) – 1 if partner thinks LACP expired.
- **partner_state_timeout** (*int*) – 1 if partner has short timeout.
- **partner_state_collecting** (*int*) – 1 if partner receiving on this link.
- **partner_state_distributing** (*int*) – 1 if partner transmitting on this link.
- **partner_state_aggregation** (*int*) – 1 if partner can aggregate this link.
- **partner_state_synchronization** (*int*) – 1 if partner will use this link.
- **partner_state_activity** (*int*) – 1 if partner actively sends LACP.

Returns

Ethernet packet with header.

Return type

`ryu.lib.packet.ethernet`

`faucet.valve_packet.lldp_beacon(eth_src, chassis_id, port_id, ttl, org_tlvs=None, system_name=None, port_descr=None)`

Return an LLDP frame suitable for a host/access port.

Parameters

- **eth_src** (*str*) – source Ethernet MAC address.
- **chassis_id** (*str*) – Chassis ID.
- **port_id** (*int*) – port ID,
- **TTL** (*int*) – TTL for payload.
- **org_tlvs** (*list*) – list of tuples of (OUI, subtype, info).

Returns

Ethernet packet with header.

Return type

`ryu.lib.packet.ethernet`

`faucet.valve_packet.mac_addr_all_zeros(mac_addr)`

Returns True if `mac_addr` is all zeros.

Parameters

mac_addr (*str*) – MAC address.

Returns

True if all zeros.

Return type

`bool`

`faucet.valve_packet.mac_addr_is_unicast(mac_addr)`

Returns True if `mac_addr` is a unicast Ethernet address.

Parameters

mac_addr (*str*) – MAC address.

Returns

True if a unicast Ethernet address.

Return type

bool

`faucet.valve_packet.mac_byte_mask(mask_bytes=0)`

Return a MAC address mask with n bytes masked out.

`faucet.valve_packet.mac_mask_bits(mac_mask)`

Return number of bits in MAC mask or 0.

`faucet.valve_packet.nd_advert(vid, eth_src, eth_dst, src_ip, dst_ip)`

Return IPv6 neighbor advertisement packet.

Parameters

- **vid** (*int* or *None*) – VLAN VID to use (or None).
- **eth_src** (*str*) – source Ethernet MAC address.
- **eth_dst** (*str*) – destination Ethernet MAC address.
- **src_ip** (*ipaddress.IPv6Address*) – source IPv6 address.
- **dst_ip** (*ipaddress.IPv6Address*) – destination IPv6 address.

Returns

Serialized IPv6 neighbor discovery packet.

Return type

`ryu.lib.packet.ethernet`

`faucet.valve_packet.nd_request(vid, eth_src, eth_dst, src_ip, dst_ip)`

Return IPv6 neighbor discovery request packet.

Parameters

- **vid** (*int* or *None*) – VLAN VID to use (or None).
- **eth_src** (*str*) – source Ethernet MAC address.
- **eth_dst** (*str*) – Ethernet destination address.
- **src_ip** (*ipaddress.IPv6Address*) – source IPv6 address.
- **dst_ip** (*ipaddress.IPv6Address*) – requested IPv6 address.

Returns

Serialized IPv6 neighbor discovery packet.

Return type

`ryu.lib.packet.ethernet`

`faucet.valve_packet.parse_eth_pkt(pkt)`

Return parsed Ethernet packet.

Parameters

pkt (*ryu.lib.packet.packet*) – packet received from dataplane.

Returns

Ethernet packet.

Return type

`ryu.lib.packet.ethernet`

`faucet.valve_packet.parse_faucet_lldp(lldp_pkt, faucet_dp_mac)`

Parse and return FAUCET TLVs from LLDP packet.

`faucet.valve_packet.parse_lacp_pkt(pkt)`

Return parsed LACP packet.

Parameters

pkt (*ryu.lib.packet.packet*) – packet received from dataplane.

Returns

LACP packet.

Return type

ryu.lib.packet.lacp

`faucet.valve_packet.parse_lldp(pkt)`

Return parsed LLDP packet.

Parameters

pkt (*ryu.lib.packet.packet*) – packet received from dataplane.

Returns

LLDP packet.

Return type

ryu.lib.packet.lldp

`faucet.valve_packet.parse_packet_in_pkt(data, max_len, eth_pkt=None, vlan_pkt=None)`

Parse a packet received via packet in from the dataplane.

Parameters

- **data** (*bytearray*) – packet data from dataplane.
- **max_len** (*int*) – max number of packet data bytes to parse.

Returns

raw packet *ryu.lib.packet.ethernet*: parsed Ethernet packet. *int*: Ethernet type of packet (inside VLAN) *int*: VLAN VID (or None if no VLAN)

Return type

ryu.lib.packet.packet

`faucet.valve_packet.router_advert(vid, eth_src, eth_dst, src_ip, dst_ip, vips, pi_flags=6)`

Return IPv6 ICMP Router Advert.

Parameters

- **vid** (*int* or *None*) – VLAN VID to use (or None).
- **eth_src** (*str*) – source Ethernet MAC address.
- **eth_dst** (*str*) – dest Ethernet MAC address.
- **src_ip** (*ipaddress.IPv6Address*) – source IPv6 address.
- **vips** (*list*) – prefixes (*ipaddress.IPv6Address*) to advertise.
- **pi_flags** (*int*) – flags to set in prefix information field (default set A and L)

Returns

Serialized IPv6 ICMP RA packet.

Return type

ryu.lib.packet.ethernet

`faucet.valve_packet.time_exceeded(vid, eth_src, eth_dst, src_ip, dst_ip, data)`

Return an ICMP time-to-live exceeded packet.

Parameters

- **vid** (*int* or *None*) – VLAN VID to use (or None).
- **eth_src** (*str*) – Ethernet source address.
- **eth_dst** (*str*) – destination Ethernet MAC address.
- **src_ip** (*ipaddress.IPv4Address*) – source IPv4 address.
- **dst_ip** (*ipaddress.IPv4Address*) – destination IPv4 address.
- **data** (*bytes*) – payload for reply.

Returns

serialized ICMP time-to-live exceeded packet.

Return type

`ryu.lib.packet.icmp`

`faucet.valve_packet.tlv_cast(tlvs, tlv_attr, cast_func)`

Return cast'd attribute of first TLV or None.

`faucet.valve_packet.tlvs_by_subtype(tlvs, subtype)`

Return list of TLVs with matching type.

`faucet.valve_packet.tlvs_by_type(tlvs, tlv_type)`

Return list of TLVs with matching type.

faucet.valve_pipeline module

Manages movement of packets through the faucet pipeline.

class `faucet.valve_pipeline.ValvePipeline(dp)`

Bases: *ValveManagerBase*

Responsible for maintaing the integrity of the Faucet pipeline for a single valve.

Controls what packets a module sees in its tables and how it can pass packets through the pipeline.

Responsible for installing flows in the vlan, egress and classification tables

accept_to_classification(*actions=None*)

Get instructions to forward packet through the pipeline to classification table. :param actions: (optional) list of actions to apply to packet.

Returns

list of instructions

accept_to_egress(*actions=None*)

Get instructions to forward packet through the pipeline to egress table

Raises an assertion error if egress pipeline is not configured

Parameters

actions – (optional) list of actions to apply to the packet

Return type

list of instructions

accept_to_l2_forwarding(*actions=None*)

Get instructions to forward packet through the pipeline to l2 forwarding. :param actions: (optional) list of actions to apply to packet.

Returns

list of instructions

accept_to_vlan(*actions=None*)

Get instructions to forward packet through the pipeline to vlan table. :param actions: (optional) list of actions to apply to packet.

Returns

list of instructions

add_port(*port*)

install flows in response to a new port

del_port(*port*)

delete flows in response to a port removal

filter_packets(*match_dict, priority_offset=0*)

get a list of flow modification messages to filter packets from the pipeline. :param match_dict: a dictionary specifying the match fields :param priority_offset: used to prevent overlapping entries

initialise_tables()

Install rules to initialise the classification_table

output(*port, vlan, hairpin=False, external_forwarding_requested=None*)

Get instructions list to output a packet through the regular pipeline.

Parameters

- **port** – Port object of port to output packet to
- **vlan** – Vlan object of vlan to output packet on
- **hairpin** – if True, hairpinning is required
- **apply_egress_acl** – if True the packet will be sent to the egress acl table before being output

Returns

list of Instructions

remove_filter(*match_dict, strict=True, priority_offset=0*)

retrieve flow mods to remove a filter from the classification table

select_packets(*target_table, match_dict, actions=None, priority_offset=0*)

retrieve rules to redirect packets matching match_dict to table

faucet.valve_route module

Valve IPv4/IPv6 routing implementation.

class faucet.valve_route.**AnonVLAN**(*vid*)

Bases: object

The anonymous VLAN for global routing

```
class faucet.valve_route.NextHop(eth_src, port, now)
```

Bases: object

Describes a directly connected (at layer 2) nexthop.

```
age(now)
```

Return age of this nexthop.

```
cache_time
```

```
dead(max_fib_retries)
```

Return True if this nexthop is considered dead.

```
eth_src
```

```
last_retry_time
```

```
next_retry(now, max_resolve_backoff_time)
```

Increment state for next retry.

```
next_retry_time
```

```
port
```

```
resolution_due(now, max_age)
```

Return True if this nexthop is due to be re resolved/retried.

```
resolve_retries
```

```
class faucet.valve_route.ValveIPv4RouteManager(logger, notify, global_vlan, neighbor_timeout,
max_hosts_per_resolve_cycle,
max_host_fib_retry_count, max_resolve_backoff_time,
proactive_learn, dec_ttl, multi_out, fib_table,
vip_table, pipeline, routers, stack_manager)
```

Bases: *ValveRouteManager*

Implement IPv4 RIB/FIB.

```
CONTROL_ETH_TYPES = (2048, 2054)
```

```
ETH_TYPE = 2048
```

```
ICMP_SIZE = 174
```

```
ICMP_TYPE = 1
```

```
IPV = 4
```

```
IP_PKT
```

alias of ipv4

```
active
```

```
advertise(_vlan)
```

```
control_plane_handler(now, pkt_meta)
```

Handle packets destined for router otherwise proactively learn host information

```
dec_ttl
```

`fib_table`
`global_routing`
`global_vlan`
`logger`
`max_host_fib_retry_count`
`max_hosts_per_resolve_cycle`
`max_resolve_backoff_time`
`multi_out`
`neighbor_timeout`
`notify`
`pipeline`
`proactive_learn`
`route_priority`
`routers`
`switch_manager`
`vip_table`

```
class faucet.valve_route.ValveIPv6RouteManager(logger, notify, global_vlan, neighbor_timeout,  
max_hosts_per_resolve_cycle,  
max_host_fib_retry_count, max_resolve_backoff_time,  
proactive_learn, dec_ttl, multi_out, fib_table,  
vip_table, pipeline, routers, stack_manager)
```

Bases: *ValveRouteManager*

Implement IPv6 FIB.

```
CONTROL_ETH_TYPES = (34525,)
```

```
ETH_TYPE = 34525
```

```
ICMP_SIZE = 194
```

```
ICMP_TYPE = 58
```

```
IPV = 6
```

```
IP_PKT
```

alias of `ipv6`

```
active
```

```
advertise(vlan)
```

```
control_plane_handler(now, pkt_meta)
```

Resolve packets destined for router or proactively learn host information

```

dec_ttl
fib_table
global_routing
global_vlan
logger
max_host_fib_retry_count
max_hosts_per_resolve_cycle
max_resolve_backoff_time
multi_out
neighbor_timeout
notify
pipeline
proactive_learn
route_priority
routers
switch_manager
vip_table

```

```

class faucet.valve_route.ValveRouteManager(logger, notify, global_vlan, neighbor_timeout,
                                           max_hosts_per_resolve_cycle, max_host_fib_retry_count,
                                           max_resolve_backoff_time, proactive_learn, dec_ttl,
                                           multi_out, fib_table, vip_table, pipeline, routers,
                                           stack_manager)

```

Bases: *ValveManagerBase*

Base class to implement RIB/FIB.

```
CONTROL_ETH_TYPES = ()
```

```
ETH_TYPE = None
```

```
ICMP_SIZE = None
```

```
ICMP_TYPE = None
```

```
IPV = 0
```

```
IP_PKT = None
```

```
MAX_PACKET_IN_SIZE = 194
```

```
active
```

add_host_fib_route_from_pkt(*now, pkt_meta*)

Add a host FIB route given packet from host.

Parameters

- **now** (*float*) – seconds since epoch.
- **pkt_meta** (*PacketMeta*) – received packet.

Returns

OpenFlow messages.

Return type

list

add_route(*vlan, ip_gw, ip_dst*)

Add a route to the RIB.

Parameters

- **vlan** (*vlan*) – VLAN containing this RIB.
- **ip_gw** (*ipaddress.ip_address*) – IP address of nexthop.
- **ip_dst** (*ipaddress.ip_network*) – destination IP network.

Returns

OpenFlow messages.

Return type

list

add_vlan(*vlan, cold_start*)

Add a VLAN.

advertise(*vlan*)

control_plane_handler(*now, pkt_meta*)

dec_ttl

del_route(*vlan, ip_dst*)

Delete a route from the RIB.

Only one route with this exact destination is supported.

Parameters

- **vlan** (*vlan*) – VLAN containing this RIB.
- **ip_dst** (*ipaddress.ip_network*) – destination IP network.

Returns

OpenFlow messages.

Return type

list

del_vlan(*vlan*)

Delete a VLAN.

expire_port_nexthops(*port*)

Expire all hosts on a port

fib_table

global_routing

global_vlan

logger

max_host_fib_retry_count

max_hosts_per_resolve_cycle

max_resolve_backoff_time

multi_out

neighbor_timeout

nexthop_dead(*nexthop_cache_entry*)

Returns true if the *nexthop_cache_entry* is considered dead

notify

notify_learn(*pkt_meta*)

pipeline

proactive_learn

resolve_expire_hosts(*vlan, now, resolve_all=True*)

Re/resolve hosts.

Parameters

- **vlan** (*vlan*) – VLAN containing this RIB/FIB.
- **now** (*float*) – seconds since epoch.
- **resolve_all** (*bool*) – attempt to resolve all unresolved gateways.

Returns

OpenFlow messages.

Return type

list

resolve_gateways(*vlan, now, resolve_all=True*)

Re/resolve gateways.

Parameters

- **vlan** (*vlan*) – VLAN containing this RIB/FIB.
- **now** (*float*) – seconds since epoch.
- **resolve_all** (*bool*) – attempt to resolve all unresolved gateways.

Returns

OpenFlow messages.

Return type

list

route_priority

router_vlan_for_ip_gw(*vlan, ip_gw*)

Return router VLAN for IP gateway (or None).

Parameters

- **vlan** (*vlan*) – VLAN containing this RIB.
- **ip_gw** (*ipaddress.ip_address*) – IP address of nexthop.

Returns

VLAN for this gateway or None.

routers

switch_manager

vip_table

faucet.valve_ryuapp module

OSKenApp base class for FAUCET/Gauge.

class faucet.valve_ryuapp.**EventReconfigure**

Bases: `EventBase`

Event sent to controller to cause config reload.

class faucet.valve_ryuapp.**OSKenAppBase**(*args, **kwargs)

Bases: `OSKenApp`

OSKenApp base class for FAUCET/Gauge.

OFP_VERSIONS = [4]

A list of supported OpenFlow versions for this OSKenApp. The default is all versions supported by the framework.

Examples:

```
OFP_VERSIONS = [ofproto_v1_0.OFP_VERSION,
                ofproto_v1_2.OFP_VERSION]
```

If multiple OSKen applications are loaded in the system, the intersection of their `OFP_VERSIONS` is used.

connect_or_disconnect_handler(*ryu_event*)

Handle connection or disconnection of a datapath.

Parameters

ryu_event (*ryu.controller.dpset.EventDP*) – trigger.

exc_logname = ''

get_setting(*setting, path_eval=False*)

Return config setting prefaced with logname.

logname = ''

reconnect_handler(*ryu_event*)

Handle reconnection of a datapath.

Parameters

ryu_event (*ryu.controller.dpset.EventDPReconnected*) – trigger.

reload_config(*_ryu_event*)

Handle reloading configuration.

signal_handler(*sigid, _*)

Handle signals.

Parameters

sigid (*int*) – signal received.

start()

Start controller.

exception `faucet.valve_ryuapp.ValveDeadThreadException`

Bases: `Exception`

Exception raised when a dead thread is detected.

faucet.valve_stack module

Manage higher level stack functions

class `faucet.valve_stack.ValveStackManager`(*logger, dp, stack, tunnel_acls, acl_manager, output_table, **kwargs*)

Bases: `ValveManagerBase`

Implement stack manager, this handles the more higher-order stack functions. This includes port nominations and flood directionality.

acl_update_tunnel(*acl*)

Return ofmsgs for all tunnels in an ACL with a tunnel rule

add_port(*port*)

Need to add tunnel if port comes up with tunnel ACLs.

add_tunnel_acls()

Returns ofmsgs installing the tunnel path rules

adjacent_stack_ports(*peer_dp*)

Return list of ports that connect to an adjacent DP

consistent_roots(*expected_root_name, valve, other_valves*)

Returns true if all the stack nodes have the root configured correctly

default_port_towards(*dp_name*)

Default shortest path towards the provided destination, via direct shortest path

Parameters

dp_name (*str*) – Destination DP

Returns

port from current node that is shortest directly towards destination

Return type

Port

edge_learn_port_towards(*pkt_meta, edge_dp*)

Returns the port towards the edge DP

Parameters

- **pkt_meta** (*PacketMeta*) – Packet on the edge DP
- **edge_dp** (*DP*) – Edge DP that received the packet

Returns

Port towards the edge DP via some stack chosen metric

Return type

Port

is_away(*port*)

Return whether the port is an away port for the node

is_pruned_port(*port*)

Return true if the port is to be pruned

is_selected_towards_root_port(*port*)

Return true if the port is the chosen towards root port

static is_stack_port(*port*)

Return whether the port is a stack port

is_towards_root(*port*)

Return whether the port is a port towards the root for the node

static nominate_stack_root(*root_valve, other_valves, now, last_live_times, update_time*)

Nominate a new stack root

Parameters

- **root_valve** (*Valve*) – Previous/current root Valve object
- **other_valves** (*list*) – List of other valves (not including previous root)
- **now** (*float*) – Current time
- **last_live_times** (*dict*) – Last live time value for each DP
- **update_time** (*int*) – Stack root update interval time

Returns

Name of the new elected stack root

Return type

str

relative_port_towards(*dp_name*)

Returns the shortest path towards provided destination, via either the root or away paths

Parameters

dp_name (*str*) – Destination DP

Returns

port from current node that is towards/away the destination DP depending on relative position of the current node

Return type

Port

reset_peer_distances()

Recalculates the towards and away ports for this node

stack_ports()

Yield the stack ports of this stack node

static stacked_valves(valves)

Return set of valves that have stacking enabled

tunnel_outport(src_dp, dst_dp, dst_port)

Returns the output port for the current stack node for the tunnel path

Parameters

- **src_dp** (*str*) – Source DP name of the tunnel
- **dst_dp** (*str*) – Destination DP name of the tunnel
- **dst_port** (*int*) – Destination port of the tunnel

Returns

Output port number for the current node of the tunnel

Return type

int

update_health(now, last_live_times, update_time)

Returns whether the current stack node is healthy, a healthy stack node

is one that attempted connected recently, or was known to be running recently, has all LAGs UP and any stack port UP

Parameters

- **now** (*float*) – Current time
- **last_live_times** (*dict*) – Last live time value for each DP
- **update_time** (*int*) – Stack root update interval time

Returns

True if current stack node is healthy

Return type

bool

update_stack_topo(event, dp, port)

Update the stack topo according to the event.

Parameters

- **event** (*bool*) – True if the port is UP
- **dp** (*DP*) – DP object
- **port** (*Port*) – The port being brought UP/DOWN

faucet.valve_switch module

Manage flooding/learning on datapaths.

`faucet.valve_switch.valve_switch_factory(logger, dp, pipeline, stack_manager)`

Return switch flood/learning manager based on datapath configuration.

Parameters

- **logger** – logger instance.
- **dp** – DP instance.
- **pipeline** – ValvePipeline instance.

Returns

switch manager instance.

`faucet.valve_switch_stack module`

Manage flooding/learning on stacked datapaths.

`class faucet.valve_switch_stack.ValveSwitchStackManagerBase(stack_manager, **kwargs)`

Bases: *ValveSwitchManager*

Base class for dataplane based flooding/learning on stacked dataplanes.

`add_drop_spoofed_faucet_mac_rules(vlan)`

Install rules to drop spoofed faucet mac

`add_port(port)`

install flows in response to a new port

`del_port(port)`

delete flows in response to a port removal

`edge_learn_port(other_valves, pkt_meta)`

Find a port towards the edge DP where the packet originated from

Parameters

- **other_valves** (*list*) – All Valves other than this one.
- **pkt_meta** (*PacketMeta*) – PacketMeta instance for packet received.

Returns

port to learn host on, or None.

`get_lacp_dpid_nomination(lacp_id, valve, other_valves)`

Chooses the DP for a given LAG.

The DP will be nominated by the following conditions in order:

- 1) Number of LAG ports
- 2) Root DP
- 3) Lowest DPID

Parameters

- **lacp_id** – The LACP LAG ID
- **other_valves** (*list*) – list of other valves

Returns

nominated_dpid, reason

learn_host_from_pkt(*valve, now, pkt_meta, other_valves*)

Learn host from packet.

class faucet.valve_switch_stack.ValveSwitchStackManagerNoReflection(*stack_manager, **kwargs*)

Bases: *ValveSwitchStackManagerBase*

Stacks of size 2 - all switches directly connected to root.

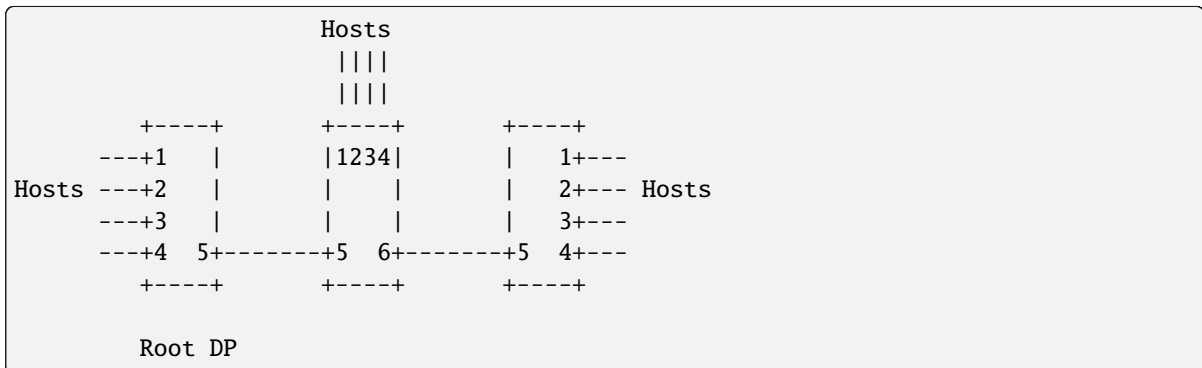
Root switch simply floods to all other switches.

Non-root switches simply flood to the root.

class faucet.valve_switch_stack.ValveSwitchStackManagerReflection(*stack_manager, **kwargs*)

Bases: *ValveSwitchStackManagerBase*

Stacks size > 2 reflect floods off of root (selective flooding).



Non-root switches flood only to the root. The root switch reflects incoming floods back out. Non-root switches flood packets from the root locally and to switches further away from the root. Flooding is entirely implemented in the dataplane.

A host connected to a non-root switch can receive a copy of its own flooded packet (because the non-root switch does not know it has seen the packet already).

A host connected to the root switch does not have this problem (because flooding is always away from the root). Therefore, connections to other non-FAUCET stacking networks should only be made to the root.

On the root switch (left), flood destinations are:

1: 2 3 4 5(s) 2: 1 3 4 5(s) 3: 1 2 4 5(s) 4: 1 2 3 5(s) 5: 1 2 3 4 5(s, note reflection)

On the middle switch:

1: 5(s) 2: 5(s) 3: 5(s) 4: 5(s) 5: 1 2 3 4 6(s) 6: 5(s)

On the rightmost switch:

1: 5(s) 2: 5(s) 3: 5(s) 4: 5(s) 5: 1 2 3 4

faucet.valve_switch_standalone module

Manage flooding/learning on standalone datapaths.

```
class faucet.valve_switch_standalone.ValveSwitchFlowRemovedManager(logger, ports, vlans,
                                                                    vlan_table, vlan_acl_table,
                                                                    eth_src_table, eth_dst_table,
                                                                    eth_dst_hairpin_table,
                                                                    flood_table,
                                                                    classification_table, pipeline,
                                                                    use_group_table, groups,
                                                                    combinatorial_port_flood,
                                                                    canonical_port_order,
                                                                    restricted_bcast_arpnd,
                                                                    has externals,
                                                                    learn_ban_timeout,
                                                                    learn_timeout, learn_jitter,
                                                                    cache_update_guard_time,
                                                                    idle_dst, dp_high_priority,
                                                                    dp_highest_priority,
                                                                    faucet_dp_mac,
                                                                    drop_spoofed_faucet_mac)
```

Bases: [ValveSwitchManager](#)

Trigger relearning on flow removed notifications.

Note

not currently reliable.

```
expire_hosts_from_vlan(_vlan, _now)
```

Expire hosts from VLAN cache.

```
flow_timeout(now, table_id, match)
```

Handle a flow timed out message from dataplane.

```
class faucet.valve_switch_standalone.ValveSwitchManager(logger, ports, vlans, vlan_table,
                                                         vlan_acl_table, eth_src_table,
                                                         eth_dst_table, eth_dst_hairpin_table,
                                                         flood_table, classification_table, pipeline,
                                                         use_group_table, groups,
                                                         combinatorial_port_flood,
                                                         canonical_port_order,
                                                         restricted_bcast_arpnd, has externals,
                                                         learn_ban_timeout, learn_timeout,
                                                         learn_jitter, cache_update_guard_time,
                                                         idle_dst, dp_high_priority,
                                                         dp_highest_priority, faucet_dp_mac,
                                                         drop_spoofed_faucet_mac)
```

Bases: [ValveManagerBase](#)

Implement dataplane based flooding/learning for standalone dataplanes.

```
FLOOD_DSTS = ((True, None, None, None), (False, None, '01:80:c2:00:00:00',
'ff:ff:ff:00:00:00'), (False, None, '01:00:5E:00:00:00', 'ff:ff:ff:00:00:00'),
(False, None, '33:33:00:00:00:00', 'ff:ff:00:00:00:00'), (False, None,
'ff:ff:ff:ff:ff:ff', 'ff:ff:ff:ff:ff:ff'))
```

```
RESTRICTED_FLOOD_DISTS = ((False, 2054, 'ff:ff:ff:ff:ff:ff', 'ff:ff:ff:ff:ff:ff'),
 (False, 34525, '33:33:FF:00:00:00', 'ff:ff:ff:00:00:00'), (False, 34525,
 '33:33:00:00:00:02', 'ff:ff:ff:ff:ff:ff'), (False, 34525, '33:33:00:00:00:01',
 'ff:ff:ff:ff:ff:ff'))
```

add_drop_spoofed_faucet_mac_rules(*vlan*)

Install rules to drop spoofed faucet mac

add_port(*port*)

install flows in response to a new port

add_vlan(*vlan, cold_start*)

install flows in response to a new VLAN

ban_rules(*pkt_meta*)

Limit learning to a maximum configured on this port/VLAN.

Parameters

pkt_meta – PacketMeta instance.

Returns

OpenFlow messages, if any.

Return type

list

del_port(*port*)

delete flows in response to a port removal

del_vlan(*vlan*)

delete flows in response to a VLAN removal

delete_host_from_vlan(*eth_src, vlan*)

Delete a host from a VLAN.

disable_forwarding(*port*)

static edge_learn_port(*_other_valves, pkt_meta*)

Possibly learn a host on a port.

Parameters

- **other_valves** (*list*) – All Valves other than this one.
- **pkt_meta** (*PacketMeta*) – PacketMeta instance for packet received.

Returns

port to learn host on.

enable_forwarding(*port*)

expire_hosts_from_vlan(*vlan, now*)

Expire hosts from VLAN cache.

static floods_to_root(*_dp_obj*)

Return True if the given dp floods (only) to root switch

static flow_timeout(*_now, _table_id, _match*)

Handle a flow timed out message from dataplane.

static get_lacp_dpid_nomination(*lacp_id, valve, other_valves*)

Chooses the DP for a given LAG.

The DP will be nominated by the following conditions in order:

- 1) Number of LAG ports
- 2) Root DP
- 3) Lowest DPID

Parameters

- **lacp_id** – The LACP LAG ID
- **other_valves** (*list*) – list of other valves

Returns

nominated_dpid, reason

initialise_tables()

Initialise the flood table with filtering flows.

lacp_advertise(*port*)

Return flows to send LACP if active.

lacp_handler(*now, pkt_meta, valve, other_valves, lacp_update*)

Handle receiving an LACP packet :param now: current epoch time :type now: float :param pkt_meta: packet for control plane :type pkt_meta: PacketMeta :param valve: valve instance :type valve: Valve :param other_valves: all other valves :type other_valves: list :param lacp_update: callable to signal LACP state changes

Returns

dict: OpenFlow messages, if any by Valve

lacp_req_reply(*lacp_pkt, port*)

Constructs a LACP req-reply packet.

Parameters

- **lacp_pkt** (*PacketMeta*) – LACP packet received
- **port** – LACP port
- **other_valves** (*list*) – List of other valves

Returns

list packetout OpenFlow msgs.

lacp_update_actor_state(*port, lacp_up, now=None, lacp_pkt=None, cold_start=False*)

Updates a LAG actor state.

Parameters

- **port** – LACP port
- **lacp_up** (*bool*) – Whether LACP is going UP or DOWN
- **now** (*float*) – Current epoch time
- **lacp_pkt** (*PacketMeta*) – LACP packet
- **cold_start** (*bool*) – Whether the port is being cold started

Returns

True if LACP state changed

Return type

bool

lACP_update_port_selection_state(*port, valve, other_valves=None, cold_start=False*)

Update the LACP port selection state.

Parameters

- **port** (*Port*) – LACP port
- **other_valves** (*List*) – List of other valves
- **cold_start** (*bool*) – Whether the port is being cold started

Returns

True if port state changed

Return type

bool

static learn_host_from_pkt(*valve, now, pkt_meta, other_valves*)

Learn host from packet.

learn_host_on_vlan_port_flows(*port, vlan, eth_src, delete_existing, refresh_rules, src_rule_idle_timeout, src_rule_hard_timeout, dst_rule_idle_timeout*)

Return flows that implement learning a host on a port.

learn_host_on_vlan_ports(*now, port, vlan, eth_src, delete_existing=True, last_dp_coldstart_time=None*)

Learn a host on a port.

update_vlan(*vlan*)

flows in response to updating an existing VLAN.

faucet.valve_table module

Abstraction of an OF table.

class faucet.valve_table.ValveGroupEntry(*table, group_id, buckets*)

Bases: object

Abstraction for a single OpenFlow group entry.

add()

Return flows to add this entry to the group table.

delete()

Return flow to delete an existing group entry.

update_buckets(*buckets*)

Update entry with new buckets.

class faucet.valve_table.ValveGroupTable

Bases: object

Wrap access to group table.

delete_all()

Delete all groups.

entries: dict = None

get_entry(group_id, buckets)

Update entry with group_id with buckets, and return the entry.

static group_id_from_str(key_str)

Return a group ID based on a string key.

class faucet.valve_table.ValveTable(name, table_config, flow_cookie, notify_flow_removed=False, next_tables=None)

Bases: object

Wrapper for an OpenFlow table.

flowcontroller(match=None, priority=None, inst=None, max_len=96)

Add flow outputting to controller.

flowdel(match=None, priority=None, out_port=4294967295, strict=False)

Delete matching flows from a table.

flowdrop(match=None, priority=None, hard_timeout=0)

Add drop matching flow to a table.

flowmod(match=None, priority=None, inst=None, command=0, out_port=0, out_group=0, hard_timeout=0, idle_timeout=0, cookie=None)

Helper function to construct a flow mod message with cookie.

goto(next_table)

Add goto next table instruction.

goto_miss(next_table)

Add miss goto table instruction.

goto_this()

static match(in_port=None, vlan=None, eth_type=None, eth_src=None, eth_dst=None, eth_dst_mask=None, icmpv6_type=None, nw_proto=None, nw_dst=None, metadata=None, metadata_mask=None, vlan_pcp=None, udp_src=None, udp_dst=None)

Compose an OpenFlow match rule.

set_external_forwarding_requested()

Set field for external forwarding requested.

static set_field(**kws)

Return set field action.

set_no_external_forwarding_requested()

Set field for no external forwarding requested.

set_vlan_vid(vlan_vid)

Set VLAN VID with VID_PRESENT flag set.

Parameters

vid (int) – VLAN VID

Returns

set VID with VID_PRESENT.

Return type

ryu.ofproto.ofproto_v1_3_parser.OFPActionSetField

faucet.valve_util module

Utility functions for FAUCET.

`faucet.valve_util.close_logger(logger)`

Close all handlers on logger object.

`faucet.valve_util.dpid_log(dpid)`

Log a DP ID as hex/decimal.

`faucet.valve_util.get_logger(logname, logfile, loglevel, propagate)`

Create and return a logger object.

`faucet.valve_util.get_setting(name, path_eval=False)`

Returns value of specified configuration setting.

`faucet.valve_util.get_sys_prefix()`

Returns an additional prefix for log and configuration files when used in a virtual environment

`faucet.valve_util.kill_on_exception(logname)`

decorator to ensure functions will kill ryu when an unhandled exception occurs

`faucet.valve_util.stat_config_files(config_hashes)`

Return dict of a subset of stat attributes on config files.

`faucet.valve_util.utf8_decode(msg_str)`

Gracefully decode a possibly UTF-8 string.

faucet.valves_manager module

Manage a collection of Valves.

class `faucet.valves_manager.ConfigWatcher`

Bases: object

Watch config for file or content changes.

config_file = None

config_file_stats = None

config_hashes = None

content_changed(*new_config_file*)

Return True if config file content actually changed.

files_changed()

Return True if any config files changed.

update(*new_config_file*, *new_config_hashes=None*)

Update state with new config file/hashes.

class `faucet.valves_manager.MetaDPState`

Bases: object

Contains state/config about all DPs.

class faucet.valves_manager.ValvesManager(*logname, logger, metrics, notifier, bgp, dot1x, config_auto_revert, send_flows_to_dp_by_id*)

Bases: object

Manage a collection of Valves.

datapath_connect(*now, valve, discovered_up_ports*)

Handle connection from DP.

event_socket_heartbeat()

raises event for event sock heartbeat

load_configs(*now, new_config_file, delete_dp=None*)

Load/apply new config to all Valves.

maintain_stack_root(*now, update_time*)

Maintain current stack root

Parameters

- **now** (*float*) – Current time
- **update_time** (*int*) – Stack root update time interval

new_valve(*new_dp*)

parse_configs(*new_config_file*)

Return parsed configs for Valves, or None.

port_desc_stats_reply_handler(*valve, msg, now*)

Handle a port desc stats reply message.

port_status_handler(*valve, msg, now*)

Handle a port status change message.

reload_stack_root_config(*now*)

Force reload & apply configuration for stack root changes :param now: Current time :type now: float

request_reload_configs(*now, new_config_file, delete_dp=None*)

Process a request to load config changes.

revert_config()

Attempt to revert config to last known good version.

set_stack_root(*now, new_root_name*)

Set stack root

Parameters

- **now** (*float*) – Current time
- **new_root_name** (*string*) – Name of new stack root

update_config_applied(*sent=None, reset=False*)

Update faucet_config_applied from {dpid: sent} dict, defining applied == sent == enqueued via Ryu

update_dp_live_time(*now*)

Update DP running time

Parameters

- **now** (*float*) – Current time

update_metrics(*now*)

Update metrics in all Valves.

valve_flow_services(*now, valve_service*)

Call a method on all Valves and send any resulting flows.

valve_packet_in(*now, valve, msg*)

Time a call to Valve packet in handler.

valves_by_name()

Return a name/valve dict of all the stacking valves

faucet.vlan module

VLAN configuration.

class faucet.vlan.**AnyVLAN**

Bases: object

Placeholder any tagged VLAN. NOTE: Not used, not well supported by hardware

name = 'Any VLAN'

vid = 4096

class faucet.vlan.**HostCacheEntry**(*eth_src, port, cache_time*)

Bases: object

Association of a host with a port.

cache_time

eth_src

eth_src_int

port

class faucet.vlan.**NullVLAN**

Bases: object

Placeholder null VLAN.

name = 'Null VLAN'

vid = 0

class faucet.vlan.**OFVLAN**(*name, vid*)

Bases: object

OpenFlow VLAN.

class faucet.vlan.**VLAN**(*_id, dp_id, conf=None*)

Bases: *Conf*

Contains state for one VLAN, including its configuration.

add_cache_host(*eth_src, port, cache_time*)

Add/update a host to the cache on a port at at time.

add_route(*ip_dst, ip_gw*)

Add an IP route.

all_ip_gws(*ipv*)

Return all IP gateways for specified IP version.

cached_host(*eth_src*)

Return host from cache or None.

cached_host_on_port(*eth_src, port*)

Return host cache entry if host in cache and on specified port.

cached_hosts_count_on_port(*port*)

Return count of all hosts learned on a port.

cached_hosts_on_port(*port*)

Return all hosts learned on a port.

check_config()

Check config at instantiation time for errors, typically via assert.

clear_cache_hosts_on_port(*port*)

Clear all hosts learned on a port.

```
defaults: dict = {'acl_in': None, 'acl_out': None, 'acls_in': None, 'acls_out':  
None, 'description': None, 'dot1x_assigned': False, 'edge_learn_stack_root':  
True, 'faucet_mac': '0e:00:00:00:00:01', 'faucet_vips': None, 'max_hosts': 256,  
'minimum_ip_size_check': True, 'name': None, 'proactive_arp_limit': 0,  
'proactive_nd_limit': 0, 'reserved_internal_vlan': False, 'routes': None,  
'targeted_gw_resolution': True, 'unicast_flood': True, 'vid': None}
```

```
defaults_types: dict = {'acl_in': (<class 'int'>, <class 'str'>), 'acl_out':  
(<class 'int'>, <class 'str'>), 'acls_in': <class 'list'>, 'acls_out': <class  
'list'>, 'description': <class 'str'>, 'dot1x_assigned': <class 'bool'>,  
'edge_learn_stack_root': <class 'bool'>, 'faucet_mac': <class 'str'>,  
'faucet_vips': <class 'list'>, 'max_hosts': <class 'int'>,  
'minimum_ip_size_check': <class 'bool'>, 'name': <class 'str'>,  
'proactive_arp_limit': <class 'int'>, 'proactive_nd_limit': <class 'int'>,  
'reserved_internal_vlan': <class 'bool'>, 'routes': <class 'list'>,  
'targeted_gw_resolution': <class 'bool'>, 'unicast_flood': <class 'bool'>, 'vid':  
<class 'int'>}
```

del_route(*ip_dst*)

Delete an IP route.

exclude_native_if_dot1x()

Don't output on native vlan, if dynamic (1x) vlan is in use

excluded_lag_ports(*in_port=None*)

Ensure output to SELECTED LAG ports & only one LAG member

expire_cache_host(*eth_src*)

Expire a host from caches.

expire_cache_hosts(*now, learn_timeout*)

Expire stale host entries.

faucet_vips_by_ipv(*ipv*)

Return VIPs with specified IP version on this VLAN.

flood_pkt(*packet_builder, multi_out, *args*)

Return Packet-out actions via flooding

static flood_ports(*configured_ports, exclude_unicast*)

Return configured ports that allow flooding

from_connected_to_vip(*src_ip, dst_ip*)

Return True if *src_ip* in connected network and *dst_ip* is a VIP.

Parameters

- **src_ip** (*ipaddress.ip_address*) – source IP.
- **dst_ip** (*ipaddress.ip_address*) – destination IP

Returns

True if local traffic for a VIP.

get_ports()

Return all ports on this VLAN.

hairpin_ports()

Return all ports with hairpin enabled.

hosts_count()

Return number of hosts learned on this VLAN.

ip_dsts_for_ip_gw(*ip_gw*)

Return list of IP destinations, for specified gateway.

ip_in_vip_subnet(*ipa, faucet_vip=None*)

Return *faucet_vip* if IP in same IP network as a VIP on this VLAN.

ipvs()

Return IP versions configured on this VLAN.

is_faucet_vip(*ipa, faucet_vip=None*)

Return True if IP is a VIP on this VLAN.

is_host_fib_route(*host_ip*)

Return True if IP destination is a host FIB route.

Parameters

host_ip – (*ipaddress.ip_address*): potential host FIB route.

Returns

True if a host FIB route (and not used as a gateway).

lACP_ports()

Return ports that have LACP on this VLAN.

lACP_up_selected_ports()

Return LACP ports that have been SELECTED and are UP

lags()

Return dict of LAGs mapped to member ports.

link_and_other_vips(*ipv*)

Return link local and non-link local VIPs.

loop_protect_external_ports()

Return ports with external loop protection set.

loop_protect_external_ports_up()

Return up ports with external loop protection set.

mirrored_ports()

Return ports that are mirrored on this VLAN.

mutable_attrs: frozenset = frozenset({'dot1x_untagged', 'tagged', 'untagged'})

neigh_cache_by_ipv(*ipv*)

Return neighbor cache for specified IP version on this VLAN.

neigh_cache_count_by_ipv(*ipv*)

Return number of hosts in neighbor cache for specified IP version on this VLAN.

output_port(*port*, *hairpin=False*, *output_table=None*, *external_forwarding_requested=None*)

pkt_out_port(*packet_builder*, *port*, **args*)

Return packet-out actions with VLAN tag if port is tagged

port_is_tagged(*port*)

Return True if port number is an tagged port on this VLAN.

port_is_untagged(*port*)

Return True if port number is an untagged port on this VLAN.

reset_caches()

Reset dynamic caches.

reset_ports(*ports*)

Reset tagged and untagged port lists.

restricted_bcast_arpnd_ports()

Return all ports with restricted broadcast enabled.

route_count_by_ipv(*ipv*)

Return route table count for specified IP version on this VLAN.

routes_by_ipv(*ipv*)

Return route table for specified IP version on this VLAN.

selected_up_lags()

Return dict of LAGs mapped to member ports that have been selected

set_defaults()

Set default values and run any basic sanity checks.

tagged_flood_ports(*exclude_unicast*)

untagged_flood_ports(*exclude_unicast*)

static_vid_valid(*vid*)

Return True if VID valid.

vip_map(*ipa*)

Return the vip containing ipa

faucet.watcher module

Gauge watcher implementations.

class faucet.watcher.GaugeFlowTableLogger(*conf*, *logname*, *prom_client*)

Bases: *GaugeFlowTablePoller*

Periodically dumps the current datapath flow table as a yaml object.

Includes a timestamp and a reference (\$DATAPATHNAME-flowtables). The flow table is dumped as an OF-FlowStatsReply message (in yaml format) that matches all flows.

optionally the output can be compressed by setting compressed: true in the config for this watcher

class faucet.watcher.GaugeMeterStatsLogger(*conf*, *logname*, *prom_client*)

Bases: *GaugeMeterStatsPoller*

Abstraction for meter statistics logger.

class faucet.watcher.GaugePortStateLogger(*conf*, *logname*, *prom_client*)

Bases: *GaugePortStatePoller*

Abstraction for port state logger.

no_response()

Called when a polling cycle passes without receiving a response.

send_req()

Send a stats request to a datapath.

class faucet.watcher.GaugePortStatsLogger(*conf*, *logname*, *prom_client*)

Bases: *GaugePortStatsPoller*

Abstraction for port statistics logger.

faucet.watcher.watcher_factory(*conf*)

Return a Gauge object based on type.

Parameters

conf (*GaugeConf*) – object with the configuration for this valve.

faucet.watcher_conf module

Gauge watcher configuration.

class faucet.watcher_conf.WatcherConf(*_id*, *dp_id*, *conf*, *prom_client*)

Bases: *Conf*

Stores the state and configuration to monitor a single stat.

Watcher Config

Watchers are configured in the watchers config block in the config for gauge.

The following elements can be configured for each watcher, at the level of /watchers/<watcher name>/:

- type (string): The type of watcher (IE what stat this watcher monitors). The types are 'port_state', 'port_stats' or 'flow_table'.
- dps (list): A list of dps that should be monitored with this watcher.
- db (string): The db that will be used to store the data once it is retrieved.
- interval (int): if this watcher requires polling the switch, it will monitor at this interval.

The config for a db should be created in the gauge config file under the dbs config block.

The following elements can be configured for each db, at the level of /dbs/<db name>/:

- type (string): the type of db. The available types are 'text' for port_state, 'text', and 'prometheus' for port_stats and 'text' and flow_table.

The following config elements then depend on the type.

For text:

- file (string): the filename of the file to write output to.
- path (string): path where files should be written when writing to multiple files
- compress (bool): compress (with gzip) flow_table output while writing it

For Prometheus:

- prometheus_port (int): The port used to export prometheus data. Defaults to 9303.
- prometheus_addr (ip addr str): The address used to export prometheus data. Defaults to '127.0.0.1'.

add_db(*db_conf*)

Add database config to this watcher.

add_dp(*dp*)

Add a datapath to this watcher.

check_config()

Check config at instantiation time for errors, typically via assert.

```
db_defaults = {'compress': False, 'file': None, 'path': None, 'prometheus_addr':
'0.0.0.0', 'prometheus_port': 9303, 'prometheus_test_thread': False, 'type':
None}
```

```
db_defaults_types = {'compress': <class 'bool'>, 'file': <class 'str'>, 'path':
<class 'str'>, 'prometheus_addr': <class 'str'>, 'prometheus_port': <class 'int'>,
'prometheus_test_thread': <class 'bool'>, 'type': <class 'str'>}
```

```
defaults: dict = {'all_dps': False, 'db': None, 'db_type': 'text', 'dbs': None,
'dps': None, 'interval': 30, 'name': None, 'type': None}
```

```
defaults_types: dict = {'all_dps': <class 'bool'>, 'db': <class 'str'>,
'db_type': <class 'str'>, 'dbs': <class 'list'>, 'dps': <class 'list'>,
'interval': <class 'int'>, 'name': <class 'str'>, 'type': <class 'str'>}
```

Module contents

INDICES AND TABLES

- genindex
- modindex
- search

PYTHON MODULE INDEX

f

faucet, 226
faucet.acl, 143
faucet.check_faucet_config, 146
faucet.conf, 146
faucet.config_parser, 147
faucet.config_parser_util, 147
faucet.dp, 148
faucet.faucet, 152
faucet.faucet_bgp, 154
faucet.faucet_dot1x, 154
faucet.faucet_event, 156
faucet.faucet_metadata, 157
faucet.faucet_metrics, 157
faucet.faucet_pipeline, 157
faucet.fctl, 157
faucet.gauge, 158
faucet.gauge_pollers, 158
faucet.gauge_prom, 160
faucet.meter, 161
faucet.port, 161
faucet.prom_client, 165
faucet.router, 165
faucet.stack, 166
faucet.tfm_pipeline, 169
faucet.valve, 169
faucet.valve_acl, 180
faucet.valve_coprocessor, 182
faucet.valve_lldp, 182
faucet.valve_manager_base, 183
faucet.valve_of, 184
faucet.valve_of_old, 193
faucet.valve_outonly, 193
faucet.valve_packet, 193
faucet.valve_pipeline, 201
faucet.valve_route, 202
faucet.valve_ryuapp, 208
faucet.valve_stack, 209
faucet.valve_switch, 211
faucet.valve_switch_stack, 212
faucet.valve_switch_standalone, 213
faucet.valve_table, 217
faucet.valve_util, 219
faucet.valves_manager, 219
faucet.vlan, 221
faucet.watcher, 225
faucet.watcher_conf, 225

A

- accept_to_classification() (faucet.valve_pipeline.ValvePipeline method), 201
- accept_to_egress() (faucet.valve_pipeline.ValvePipeline method), 201
- accept_to_l2_forwarding() (faucet.valve_pipeline.ValvePipeline method), 201
- accept_to_vlan() (faucet.valve_pipeline.ValvePipeline method), 202
- ACL (class in faucet.acl), 143
- acl_manager (faucet.valve.AlliedTelesis attribute), 169
- acl_manager (faucet.valve.ArubaValve attribute), 170
- acl_manager (faucet.valve.CiscoC9KValve attribute), 170
- acl_manager (faucet.valve.NoviFlowValve attribute), 171
- acl_manager (faucet.valve.OVSTfmValve attribute), 172
- acl_manager (faucet.valve.OVSVValve attribute), 172
- acl_manager (faucet.valve.TfmValve attribute), 173
- acl_manager (faucet.valve.Valve attribute), 174
- acl_update_tunnel() (faucet.valve_stack.ValveStackManager method), 209
- acquire_nonblock() (faucet.faucet_event.NonBlockLock method), 156
- actions_types (faucet.acl.ACL attribute), 144
- active (faucet.valve_route.ValveIPv4RouteManager attribute), 203
- active (faucet.valve_route.ValveIPv6RouteManager attribute), 204
- active (faucet.valve_route.ValveRouteManager attribute), 205
- actor_init() (faucet.port.Port method), 161
- actor_none() (faucet.port.Port method), 161
- actor_nosync() (faucet.port.Port method), 161
- actor_notconfigured() (faucet.port.Port method), 161
- actor_state() (faucet.port.Port method), 161
- actor_state_name() (faucet.port.Port static method), 161
- actor_up() (faucet.port.Port method), 161
- add() (faucet.valve_table.ValveGroupEntry method), 217
- add_acl() (faucet.dp.DP method), 148
- add_authed_mac() (faucet.valve_acl.ValveAclManager method), 180
- add_cache_host() (faucet.vlan.VLAN method), 221
- add_db() (faucet.watcher_conf.WatcherConf method), 226
- add_dot1x_native_vlan() (faucet.valve.Valve method), 174
- add_dp() (faucet.watcher_conf.WatcherConf method), 226
- add_drop_spoofed_faucet_mac_rules() (faucet.valve_switch_stack.ValveSwitchStackManagerBase method), 212
- add_drop_spoofed_faucet_mac_rules() (faucet.valve_switch_standalone.ValveSwitchManager method), 215
- add_host_fib_route_from_pkt() (faucet.valve_route.ValveRouteManager method), 205
- add_mac_address_to_match() (in module faucet.valve_acl), 181
- add_meters() (faucet.valve_acl.ValveAclManager method), 180
- add_port() (faucet.dp.DP method), 148
- add_port() (faucet.stack.Stack method), 166
- add_port() (faucet.valve.Dot1xManager method), 171
- add_port() (faucet.valve_acl.ValveAclManager method), 180
- add_port() (faucet.valve_coprocessor.CoprocessorManager method), 182
- add_port() (faucet.valve_lldp.ValveLLDPManager method), 182
- add_port() (faucet.valve_manager_base.ValveManagerBase method), 183
- add_port() (faucet.valve_outonly.OutputOnlyManager method), 193
- add_port() (faucet.valve_pipeline.ValvePipeline method), 202
- add_port() (faucet.valve_stack.ValveStackManager method), 209

- cached_host() (*faucet.vlan.VLAN method*), 222
- cached_host_on_port() (*faucet.vlan.VLAN method*), 222
- cached_hosts_count_on_port() (*faucet.vlan.VLAN method*), 222
- cached_hosts_on_port() (*faucet.vlan.VLAN method*), 222
- canonical_port_order() (*faucet.dp.DP static method*), 148
- canonical_up_ports() (*faucet.stack.Stack method*), 167
- check_config() (*faucet.acl.ACL method*), 144
- check_config() (*faucet.conf.Conf method*), 146
- check_config() (*faucet.dp.DP method*), 148
- check_config() (*faucet.meter.Meter method*), 161
- check_config() (*faucet.port.Port method*), 161
- check_config() (*faucet.router.Router method*), 166
- check_config() (*faucet.vlan.VLAN method*), 222
- check_config() (*faucet.watcher_conf.WatcherConf method*), 226
- check_config() (in module *faucet.check_faucet_config*), 146
- check_path() (*faucet.faucet_event.FaucetEventNotifier method*), 156
- CiscoC9KValve (class in *faucet.valve*), 170
- classification_table() (*faucet.dp.DP method*), 149
- clear_cache_hosts_on_port() (*faucet.vlan.VLAN method*), 222
- clone_dyn_state() (*faucet.dp.DP method*), 149
- clone_dyn_state() (*faucet.port.Port method*), 162
- clone_dyn_state() (*faucet.stack.Stack method*), 167
- close_logger() (in module *faucet.valve_util*), 219
- close_logs() (*faucet.valve.Valve method*), 174
- cold_start() (*faucet.dp.DP method*), 149
- cold_start_port() (*faucet.valve_acl.ValveAclManager method*), 180
- Conf (class in *faucet.conf*), 146
- conf_diff() (*faucet.conf.Conf method*), 146
- conf_hash() (*faucet.conf.Conf method*), 146
- config_changed() (in module *faucet.config_parser_util*), 147
- config_file (*faucet.valves_manager.ConfigWatcher attribute*), 219
- config_file_hash() (in module *faucet.config_parser_util*), 147
- config_file_stats (*faucet.valves_manager.ConfigWatcher attribute*), 219
- config_hash_content() (in module *faucet.config_parser_util*), 148
- config_hashes (*faucet.valves_manager.ConfigWatcher attribute*), 219
- ConfigWatcher (class in *faucet.valves_manager*), 219
- connect_or_disconnect_handler() (*faucet.valve_ryuapp.OSKenAppBase method*), 208
- consistent_roots() (*faucet.valve_stack.ValveStackManager method*), 209
- contains_tunnel_acl() (*faucet.port.Port method*), 162
- content_changed() (*faucet.valves_manager.ConfigWatcher method*), 219
- CONTROL_ETH_TYPES (*faucet.valve_route.ValveIPv4RouteManager attribute*), 203
- CONTROL_ETH_TYPES (*faucet.valve_route.ValveIPv6RouteManager attribute*), 204
- CONTROL_ETH_TYPES (*faucet.valve_route.ValveRouteManager attribute*), 205
- control_plane_handler() (*faucet.valve_route.ValveIPv4RouteManager method*), 203
- control_plane_handler() (*faucet.valve_route.ValveIPv6RouteManager method*), 204
- control_plane_handler() (*faucet.valve_route.ValveRouteManager method*), 206
- controller_pps_meteradd() (in module *faucet.valve_of*), 184
- controller_pps_meterdel() (in module *faucet.valve_of*), 184
- coprocessor_defaults_types (*faucet.port.Port attribute*), 162
- coprocessor_ports() (*faucet.dp.DP method*), 149
- CoprocessorManager (class in *faucet.valve_coprocessor*), 182
- create_dot1x_flow_pair() (*faucet.valve_acl.ValveAclManager method*), 180
- create_flow_pair() (*faucet.faucet_dot1x.FaucetDot1x method*), 155
- create_mab_flow() (*faucet.faucet_dot1x.FaucetDot1x method*), 155
- create_mab_flow() (*faucet.valve_acl.ValveAclManager method*), 180
- ct() (in module *faucet.valve_of*), 184
- ct_action_nat_types (*faucet.acl.ACL attribute*), 144
- ct_action_types (*faucet.acl.ACL attribute*), 144
- ct_clear() (in module *faucet.valve_of*), 185
- ct_nat() (in module *faucet.valve_of*), 185
- ## D
- data (*faucet.valve_packet.PacketMeta attribute*), 193
- datapath_connect() (*faucet.valve.Valve method*), 174
- datapath_connect() (*faucet.valves_manager.ValvesManager method*), 220
- datapath_disconnect() (*faucet.valve.Valve method*), 174

- `db_defaults` (*faucet.watcher_conf.WatcherConf* attribute), 226
- `db_defaults_types` (*faucet.watcher_conf.WatcherConf* attribute), 226
- `dead()` (*faucet.valve_route.NextHop* method), 203
- `debug()` (*faucet.valve.ValveLogger* method), 179
- `dec_ip_ttl()` (in module *faucet.valve_of*), 185
- `DEC_TTL` (*faucet.valve.AlliedTelesis* attribute), 169
- `DEC_TTL` (*faucet.valve.ArubaValve* attribute), 170
- `DEC_TTL` (*faucet.valve.Valve* attribute), 173
- `dec_ttl` (*faucet.valve_route.ValveIPv4RouteManager* attribute), 203
- `dec_ttl` (*faucet.valve_route.ValveIPv6RouteManager* attribute), 204
- `dec_ttl` (*faucet.valve_route.ValveRouteManager* attribute), 206
- `decode_value()` (in module *faucet.fctl*), 157
- `deconfigure_port()` (*faucet.port.Port* method), 162
- `dedupe_ofmsgs()` (in module *faucet.valve_of*), 185
- `dedupe_output_port_acts()` (in module *faucet.valve_of*), 185
- `dedupe_overlaps_ofmsgs()` (in module *faucet.valve_of*), 185
- `DEFAULT_LLDP_MAX_PER_INTERVAL` (*faucet.dp.DP* attribute), 148
- `DEFAULT_LLDP_SEND_INTERVAL` (*faucet.dp.DP* attribute), 148
- `default_port_towards()` (*faucet.valve_stack.ValveStackManager* method), 209
- `default_table_sizes_types` (*faucet.dp.DP* attribute), 149
- `defaults` (*faucet.acl.ACL* attribute), 144
- `defaults` (*faucet.conf.Conf* attribute), 146
- `defaults` (*faucet.dp.DP* attribute), 149
- `defaults` (*faucet.meter.Meter* attribute), 161
- `defaults` (*faucet.port.Port* attribute), 162
- `defaults` (*faucet.router.Router* attribute), 166
- `defaults` (*faucet.stack.Stack* attribute), 167
- `defaults` (*faucet.vlan.VLAN* attribute), 222
- `defaults` (*faucet.watcher_conf.WatcherConf* attribute), 226
- `defaults_types` (*faucet.acl.ACL* attribute), 144
- `defaults_types` (*faucet.conf.Conf* attribute), 146
- `defaults_types` (*faucet.dp.DP* attribute), 149
- `defaults_types` (*faucet.meter.Meter* attribute), 161
- `defaults_types` (*faucet.port.Port* attribute), 162
- `defaults_types` (*faucet.router.Router* attribute), 166
- `defaults_types` (*faucet.stack.Stack* attribute), 167
- `defaults_types` (*faucet.vlan.VLAN* attribute), 222
- `defaults_types` (*faucet.watcher_conf.WatcherConf* attribute), 226
- `del_authed_mac()` (*faucet.valve_acl.ValveAclManager* method), 180
- `del_dot1x_flow_pair()` (*faucet.valve_acl.ValveAclManager* method), 181
- `del_dot1x_native_vlan()` (*faucet.valve.Valve* method), 174
- `del_mab_flow()` (*faucet.valve_acl.ValveAclManager* method), 181
- `del_meters()` (*faucet.valve_acl.ValveAclManager* method), 181
- `del_port()` (*faucet.valve.DotIxmManager* method), 171
- `del_port()` (*faucet.valve_acl.ValveAclManager* method), 181
- `del_port()` (*faucet.valve_ldap.ValveLLDPManager* method), 182
- `del_port()` (*faucet.valve_manager_base.ValveManagerBase* method), 183
- `del_port()` (*faucet.valve_outonly.OutputOnlyManager* method), 193
- `del_port()` (*faucet.valve_pipeline.ValvePipeline* method), 202
- `del_port()` (*faucet.valve_switch_stack.ValveSwitchStackManagerBase* method), 212
- `del_port()` (*faucet.valve_switch_standalone.ValveSwitchManager* method), 215
- `del_port_acl()` (*faucet.valve_acl.ValveAclManager* method), 181
- `del_route()` (*faucet.valve.Valve* method), 174
- `del_route()` (*faucet.valve_route.ValveRouteManager* method), 206
- `del_route()` (*faucet.vlan.VLAN* method), 222
- `del_vlan()` (*faucet.valve.Valve* method), 174
- `del_vlan()` (*faucet.valve_acl.ValveAclManager* method), 181
- `del_vlan()` (*faucet.valve_manager_base.ValveManagerBase* method), 183
- `del_vlan()` (*faucet.valve_route.ValveRouteManager* method), 206
- `del_vlan()` (*faucet.valve_switch_standalone.ValveSwitchManager* method), 215
- `del_vlans()` (*faucet.valve.Valve* method), 174
- `delete()` (*faucet.valve_table.ValveGroupEntry* method), 217
- `delete_all()` (*faucet.valve_table.ValveGroupTable* method), 217
- `delete_host_from_vlan()` (*faucet.valve_switch_standalone.ValveSwitchManager* method), 215
- `desc_stats_reply_handler()` (*faucet.faucet.Faucet* method), 153
- `desc_stats_request()` (in module *faucet.valve_of*), 185
- `deselect_port()` (*faucet.port.Port* method), 162
- `devid_present()` (in module *faucet.valve_of*), 185
- `disable_forwarding()`

- (*faucet.valve_switch_standalone.ValveSwitchManager* error() (*faucet.valve.ValveLogger* method), 179
method), 215
- does_rule_contain_tunnel() (*faucet.acl.ACL* static
method), 144
- dot1x (*faucet.valve.AlliedTelesis* attribute), 169
- dot1x (*faucet.valve.ArubaValve* attribute), 170
- dot1x (*faucet.valve.CiscoC9KValve* attribute), 170
- dot1x (*faucet.valve.NoviFlowValve* attribute), 171
- dot1x (*faucet.valve.OVSTfmValve* attribute), 172
- dot1x (*faucet.valve.OVSVValve* attribute), 172
- dot1x (*faucet.valve.TfmValve* attribute), 173
- dot1x (*faucet.valve.Valve* attribute), 174
- dot1x_defaults_types (*faucet.dp.DP* attribute), 150
- dot1x_event() (*faucet.valve.Valve* method), 174
- dot1x_ports() (*faucet.dp.DP* method), 150
- Dot1xManager (class in *faucet.valve*), 171
- down_ports() (*faucet.stack.Stack* method), 167
- DP (class in *faucet.dp*), 148
- dp (*faucet.valve.AlliedTelesis* attribute), 169
- dp (*faucet.valve.ArubaValve* attribute), 170
- dp (*faucet.valve.CiscoC9KValve* attribute), 170
- dp (*faucet.valve.NoviFlowValve* attribute), 171
- dp (*faucet.valve.OVSTfmValve* attribute), 172
- dp (*faucet.valve.OVSVValve* attribute), 172
- dp (*faucet.valve.TfmValve* attribute), 173
- dp (*faucet.valve.Valve* attribute), 174
- dp_config_path() (in module *faucet.config_parser_util*,
148)
- dp_include() (in module *faucet.config_parser_util*,
148)
- dp_init() (*faucet.valve.Valve* method), 174
- dp_parser() (in module *faucet.config_parser*), 147
- dp_prepared_parser() (in module *faucet.config_parser*,
147)
- dpid_log() (in module *faucet.valve_util*), 219
- dyn_finalized (*faucet.conf.Conf* attribute), 146
- dyn_hash (*faucet.conf.Conf* attribute), 146
- ## E
- echo_reply() (in module *faucet.valve_packet*), 195
- edge_learn_port() (*faucet.valve_switch_stack.ValveSwitchStackManagerBase*
method), 212
- edge_learn_port() (*faucet.valve_switch_standalone.ValveSwitchManager*
static method), 215
- edge_learn_port_towards() (*faucet.valve_stack.ValveStackManager*
method), 209
- enable_forwarding() (*faucet.valve_switch_standalone.ValveSwitchManager*
method), 215
- entries (*faucet.valve_table.ValveGroupTable* attribute),
217
- entry (*faucet.meter.Meter* attribute), 161
- entry_msg (*faucet.meter.Meter* attribute), 161
- error_handler() (*faucet.faucet.Faucet* method), 153
- eth_dst (*faucet.valve_packet.PacketMeta* attribute), 193
- eth_pkt (*faucet.valve_packet.PacketMeta* attribute), 193
- eth_src (*faucet.valve_packet.PacketMeta* attribute), 193
- eth_src (*faucet.valve_route.NextHop* attribute), 203
- eth_src (*faucet.vlan.HostCacheEntry* attribute), 221
- eth_src_int (*faucet.vlan.HostCacheEntry* attribute),
221
- eth_type (*faucet.valve_packet.PacketMeta* attribute),
193
- ETH_TYPE (*faucet.valve_route.ValveIPv4RouteManager*
attribute), 203
- ETH_TYPE (*faucet.valve_route.ValveIPv6RouteManager*
attribute), 204
- ETH_TYPE (*faucet.valve_route.ValveRouteManager*
attribute), 205
- ETH_TYPES_PARSERS (*faucet.valve_packet.PacketMeta*
attribute), 193
- event_socket_heartbeat() (*faucet.valves_manager.ValvesManager*
method), 220
- event_socket_heartbeat_time (*faucet.faucet.Faucet*
attribute), 153
- EventFaucetAdvertise (class in *faucet.faucet*), 152
- EventFaucetEventSockHeartbeat (class in
faucet.faucet), 152
- EventFaucetFastAdvertise (class in *faucet.faucet*),
152
- EventFaucetFastStateExpire (class in *faucet.faucet*),
152
- EventFaucetMaintainStackRoot (class in
faucet.faucet), 152
- EventFaucetMetricUpdate (class in *faucet.faucet*),
152
- EventFaucetResolveGateways (class in *faucet.faucet*),
153
- EventFaucetStateExpire (class in *faucet.faucet*), 153
- EventReconfigure (class in *faucet.valve_ryuapp*), 208
- exc_logname (*faucet.faucet.Faucet* attribute), 153
- exc_logname (*faucet.faucet_bgp.FaucetBgp* attribute),
154
- exc_logname (*faucet.faucet_dot1x.FaucetDot1x* at-
tribute), 155
- exc_logname (*faucet.gauge.Gauge* attribute), 158
- exc_logname (*faucet.valve_ryuapp.OSKenAppBase* at-
tribute), 208
- exclude_native_if_dot1x() (*faucet.vlan.VLAN*
method), 222
- excluded_lag_ports() (*faucet.vlan.VLAN* method),
222
- expire_cache_host() (*faucet.vlan.VLAN* method), 222
- expire_cache_hosts() (*faucet.vlan.VLAN* method),
222

[expire_hosts_from_vlan\(\)](#) (faucet.valve_switch_standalone.ValveSwitchFlowManager method), 214
[expire_hosts_from_vlan\(\)](#) (faucet.valve_switch_standalone.ValveSwitchManager method), 215
[expire_port_nexthops\(\)](#) (faucet.valve_route.ValveRouteManager method), 206

F

[failure_handler\(\)](#) (faucet.faucet_dot1x.FaucetDot1x method), 155
[fast_advertise\(\)](#) (faucet.valve.Valve method), 175
[fast_state_expire\(\)](#) (faucet.valve.Valve method), 175
[faucet](#)
 module, 226
[Faucet](#) (class in faucet.faucet), 153
[faucet.acl](#)
 module, 143
[faucet.check_faucet_config](#)
 module, 146
[faucet.conf](#)
 module, 146
[faucet.config_parser](#)
 module, 147
[faucet.config_parser_util](#)
 module, 147
[faucet.dp](#)
 module, 148
[faucet.faucet](#)
 module, 152
[faucet.faucet_bgp](#)
 module, 154
[faucet.faucet_dot1x](#)
 module, 154
[faucet.faucet_event](#)
 module, 156
[faucet.faucet_metadata](#)
 module, 157
[faucet.faucet_metrics](#)
 module, 157
[faucet.faucet_pipeline](#)
 module, 157
[faucet.fctl](#)
 module, 157
[faucet.gauge](#)
 module, 158
[faucet.gauge_pollers](#)
 module, 158
[faucet.gauge_prom](#)
 module, 160
[faucet.meter](#)
 module, 161
[faucet.prom_client](#)
 module, 165
[faucet.router](#)
 module, 165
[faucet.stack](#)
 module, 166
[faucet.tfm_pipeline](#)
 module, 169
[faucet.valve](#)
 module, 169
[faucet.valve_acl](#)
 module, 180
[faucet.valve_coprocessor](#)
 module, 182
[faucet.valve_lldp](#)
 module, 182
[faucet.valve_manager_base](#)
 module, 183
[faucet.valve_of](#)
 module, 184
[faucet.valve_of_old](#)
 module, 193
[faucet.valve_outonly](#)
 module, 193
[faucet.valve_packet](#)
 module, 193
[faucet.valve_pipeline](#)
 module, 201
[faucet.valve_route](#)
 module, 202
[faucet.valve_ryuapp](#)
 module, 208
[faucet.valve_stack](#)
 module, 209
[faucet.valve_switch](#)
 module, 211
[faucet.valve_switch_stack](#)
 module, 212
[faucet.valve_switch_standalone](#)
 module, 213
[faucet.valve_table](#)
 module, 217
[faucet.valve_util](#)
 module, 219
[faucet.valves_manager](#)
 module, 219
[faucet.vlan](#)
 module, 221
[faucet.watcher](#)
 module, 225
[faucet.watcher_conf](#)

- module, 225
- faucet_async() (in module faucet.valve_of), 186
- faucet_config() (in module faucet.valve_of), 186
- faucet_lldp_stack_state_tlvs() (in module faucet.valve_packet), 195
- faucet_lldp_tlvs() (in module faucet.valve_packet), 195
- faucet_oui() (in module faucet.valve_packet), 195
- faucet_tlvs() (in module faucet.valve_packet), 196
- faucet_vips_by_ipv() (faucet.vlan.VLAN method), 222
- FaucetBgp (class in faucet.faucet_bgp), 154
- FaucetDot1x (class in faucet.faucet_dot1x), 154
- FaucetEventNotifier (class in faucet.faucet_event), 156
- FaucetMetrics (class in faucet.faucet_metrics), 157
- features_handler() (faucet.faucet.Faucet method), 153
- fib_table (faucet.valve_route.ValveIPv4RouteManager attribute), 203
- fib_table (faucet.valve_route.ValveIPv6RouteManager attribute), 205
- fib_table (faucet.valve_route.ValveRouteManager attribute), 206
- files_changed() (faucet.valves_manager.ConfigWatcher method), 219
- FILL_REQ (faucet.valve.ArubaValve attribute), 170
- FILL_REQ (faucet.valve.TfmValve attribute), 173
- fill_required_properties() (in module faucet.tfm_pipeline), 169
- filter_packets() (faucet.valve_pipeline.ValvePipeline method), 202
- finalize() (faucet.acl.ACL method), 144
- finalize() (faucet.conf.Conf method), 146
- finalize() (faucet.dp.DP method), 150
- finalize() (faucet.port.Port method), 162
- finalize() (faucet.router.Router method), 166
- finalize_config() (faucet.dp.DP method), 150
- finalize_tunnel_acls() (faucet.dp.DP method), 150
- FLOOD_DSTS (faucet.valve_switch_standalone.ValveSwitchManager attribute), 214
- flood_pkt() (faucet.vlan.VLAN method), 223
- flood_port_outputs() (in module faucet.valve_of), 186
- flood_ports() (faucet.vlan.VLAN static method), 223
- flood_tagged_port_outputs() (in module faucet.valve_of), 186
- flood_untagged_port_outputs() (in module faucet.valve_of), 186
- floods_to_root() (faucet.valve.Valve method), 175
- floods_to_root() (faucet.valve_switch_standalone.ValveSwitchManager static method), 215
- flow_timeout() (faucet.valve.Valve method), 175
- flow_timeout() (faucet.valve_switch_standalone.ValveSwitchFlowRemovedManager method), 214
- flow_timeout() (faucet.valve_switch_standalone.ValveSwitchManager static method), 215
- flowcontroller() (faucet.valve_table.ValveTable method), 218
- flowdel() (faucet.valve_table.ValveTable method), 218
- flowdrop() (faucet.valve_table.ValveTable method), 218
- flowmod() (faucet.valve_table.ValveTable method), 218
- flowmod() (in module faucet.valve_of), 186
- flowremoved_handler() (faucet.faucet.Faucet method), 153
- from_connected_to_vip() (faucet.vlan.VLAN method), 223

G

- Gauge (class in faucet.gauge), 158
- GaugeFlowTableLogger (class in faucet.watcher), 225
- GaugeFlowTablePoller (class in faucet.gauge_pollers), 158
- GaugeFlowTablePrometheusPoller (class in faucet.gauge_prom), 160
- GaugeMeterStatsLogger (class in faucet.watcher), 225
- GaugeMeterStatsPoller (class in faucet.gauge_pollers), 158
- GaugeMeterStatsPrometheusPoller (class in faucet.gauge_prom), 160
- GaugePoller (class in faucet.gauge_pollers), 159
- GaugePortStateLogger (class in faucet.watcher), 225
- GaugePortStatePoller (class in faucet.gauge_pollers), 159
- GaugePortStatePrometheusPoller (class in faucet.gauge_prom), 160
- GaugePortStatsLogger (class in faucet.watcher), 225
- GaugePortStatsPoller (class in faucet.gauge_pollers), 159
- GaugePortStatsPrometheusPoller (class in faucet.gauge_prom), 160
- GaugePrometheusClient (class in faucet.gauge_prom), 160
- GaugeThreadPoller (class in faucet.gauge_pollers), 160
- get_config_changes() (faucet.dp.DP method), 150
- get_config_dict() (faucet.dp.DP method), 151
- get_config_for_api() (in module faucet.config_parser), 147
- get_egress_metadata() (in module faucet.faucet_metadata), 157
- get_entry() (faucet.valve_table.ValveGroupTable method), 218
- get_event() (faucet.faucet_event.FaucetEventNotifier method), 156
- get_lacp_dpid_nomination() (faucet.valve_switch_stack.ValveSwitchStackManagerBase method), 212

- [get_lacp_dpid_nomination\(\)](#) (*faucet.valve_switch_standalone.ValveSwitchManager static method*), 215
[get_lacp_flags\(\)](#) (*faucet.port.Port method*), 162
[get_logger\(\)](#) (*in module faucet.config_parser_util*), 148
[get_logger\(\)](#) (*in module faucet.valve_util*), 219
[get_mac_str\(\)](#) (*in module faucet.faucet_dot1x*), 156
[get_meters\(\)](#) (*faucet.acl.ACL method*), 144
[get_mirror_destinations\(\)](#) (*faucet.acl.ACL method*), 144
[get_native_vlan\(\)](#) (*faucet.dp.DP method*), 151
[get_node_link_data\(\)](#) (*faucet.stack.Stack method*), 167
[get_num_tunnels\(\)](#) (*faucet.acl.ACL method*), 144
[get_ports\(\)](#) (*faucet.vlan.VLAN method*), 223
[get_samples\(\)](#) (*in module faucet.fctl*), 157
[get_setting\(\)](#) (*faucet.valve_ryuapp.OSKenAppBase method*), 208
[get_setting\(\)](#) (*in module faucet.valve_util*), 219
[get_sys_prefix\(\)](#) (*in module faucet.valve_util*), 219
[get_tables\(\)](#) (*faucet.dp.DP method*), 151
[get_tunnel_rules\(\)](#) (*faucet.acl.ACL method*), 144
[global_routing](#) (*faucet.valve_route.ValveIPv4RouteManager attribute*), 204
[global_routing](#) (*faucet.valve_route.ValveIPv6RouteManager attribute*), 205
[global_routing](#) (*faucet.valve_route.ValveRouteManager attribute*), 207
[global_vlan](#) (*faucet.valve_route.ValveIPv4RouteManager attribute*), 204
[global_vlan](#) (*faucet.valve_route.ValveIPv6RouteManager attribute*), 205
[global_vlan](#) (*faucet.valve_route.ValveRouteManager attribute*), 207
[goto\(\)](#) (*faucet.valve_table.ValveTable method*), 218
[goto_miss\(\)](#) (*faucet.valve_table.ValveTable method*), 218
[goto_table\(\)](#) (*in module faucet.valve_of*), 186
[goto_table_id\(\)](#) (*in module faucet.valve_of*), 186
[goto_this\(\)](#) (*faucet.valve_table.ValveTable method*), 218
[group_act\(\)](#) (*in module faucet.valve_of*), 186
[group_id_from_str\(\)](#) (*faucet.valve_table.ValveGroupTable static method*), 218
[groupadd\(\)](#) (*in module faucet.valve_of*), 186
[groupadd_ff\(\)](#) (*in module faucet.valve_of*), 186
[groupdel\(\)](#) (*in module faucet.valve_of*), 187
[GROUPS](#) (*faucet.valve.Valve attribute*), 174
- H**
- [hairpin_ports\(\)](#) (*faucet.vlan.VLAN method*), 223
[hash\(\)](#) (*faucet.stack.Stack method*), 167
[HostCacheEntry](#) (*class in faucet.vlan*), 221
[hosts\(\)](#) (*faucet.port.Port method*), 162
[hosts_count\(\)](#) (*faucet.port.Port method*), 163
[hosts_count\(\)](#) (*faucet.vlan.VLAN method*), 223
- I**
- [ICMP_SIZE](#) (*faucet.valve_route.ValveIPv4RouteManager attribute*), 203
[ICMP_SIZE](#) (*faucet.valve_route.ValveIPv6RouteManager attribute*), 204
[ICMP_SIZE](#) (*faucet.valve_route.ValveRouteManager attribute*), 205
[ICMP_TYPE](#) (*faucet.valve_route.ValveIPv4RouteManager attribute*), 203
[ICMP_TYPE](#) (*faucet.valve_route.ValveIPv6RouteManager attribute*), 204
[ICMP_TYPE](#) (*faucet.valve_route.ValveRouteManager attribute*), 205
[icmpv6_echo_reply\(\)](#) (*in module faucet.valve_packet*), 196
[icmpv6_time_exceeded\(\)](#) (*in module faucet.valve_packet*), 196
[ignore_port\(\)](#) (*in module faucet.valve_of*), 187
[ignore_subconf\(\)](#) (*faucet.conf.Conf method*), 146
[inc_var\(\)](#) (*faucet.faucet_metrics.FaucetMetrics method*), 157
[info\(\)](#) (*faucet.valve.ValveLogger method*), 179
[init_table\(\)](#) (*in module faucet.tfm_pipeline*), 169
[initialise_tables\(\)](#) (*faucet.valve_acl.ValveAclManager method*), 181
[initialise_tables\(\)](#) (*faucet.valve_manager_base.ValveManagerBase method*), 183
[initialise_tables\(\)](#) (*faucet.valve_pipeline.ValvePipeline method*), 202
[initialise_tables\(\)](#) (*faucet.valve_switch_standalone.ValveSwitchManager method*), 216
[int_from_mac\(\)](#) (*in module faucet.valve_packet*), 196
[int_in_mac\(\)](#) (*in module faucet.valve_packet*), 196
[InvalidConfigError](#), 147
[ip_dsts_for_ip_gw\(\)](#) (*faucet.vlan.VLAN method*), 223
[ip_in_vip_subnet\(\)](#) (*faucet.vlan.VLAN method*), 223
[IP_PKT](#) (*faucet.valve_route.ValveIPv4RouteManager attribute*), 203
[IP_PKT](#) (*faucet.valve_route.ValveIPv6RouteManager attribute*), 204
[IP_PKT](#) (*faucet.valve_route.ValveRouteManager attribute*), 205
[ip_ver\(\)](#) (*faucet.valve_packet.PacketMeta method*), 193
[ipaddress_fields](#) (*faucet.router.Router attribute*), 166

- IPV (*faucet.valve_route.ValveIPv4RouteManager* attribute), 203
- IPV (*faucet.valve_route.ValveIPv6RouteManager* attribute), 204
- IPV (*faucet.valve_route.ValveRouteManager* attribute), 205
- ipv4_parseable() (in module *faucet.valve_packet*), 196
- ipv6_link_eth_mcast() (in module *faucet.valve_packet*), 196
- ipv6_solicited_node_from_ucast() (in module *faucet.valve_packet*), 197
- ipvs() (*faucet.vlan.VLAN* method), 223
- is_active() (*faucet.gauge_pollers.GaugePoller* static method), 159
- is_active() (*faucet.gauge_pollers.GaugeThreadPoller* method), 160
- is_actor_init() (*faucet.port.Port* method), 163
- is_actor_none() (*faucet.port.Port* method), 163
- is_actor_nosync() (*faucet.port.Port* method), 163
- is_actor_up() (*faucet.port.Port* method), 163
- is_apply_actions() (in module *faucet.valve_of*), 187
- is_away() (*faucet.valve_stack.ValveStackManager* method), 210
- is_ct() (in module *faucet.valve_of*), 187
- is_edge() (*faucet.stack.Stack* method), 167
- is_faucet_vip() (*faucet.vlan.VLAN* method), 223
- is_flowaddmod() (in module *faucet.valve_of*), 187
- is_flowdel() (in module *faucet.valve_of*), 187
- is_flowmod() (in module *faucet.valve_of*), 187
- is_global_flowdel() (in module *faucet.valve_of*), 188
- is_global_groupdel() (in module *faucet.valve_of*), 188
- is_global_meterdel() (in module *faucet.valve_of*), 188
- is_groupadd() (in module *faucet.valve_of*), 188
- is_groupdel() (in module *faucet.valve_of*), 188
- is_groupmod() (in module *faucet.valve_of*), 188
- is_host_fib_route() (*faucet.vlan.VLAN* method), 223
- is_in_path() (*faucet.stack.Stack* method), 167
- is_meter() (in module *faucet.valve_of*), 188
- is_meteradd() (in module *faucet.valve_of*), 188
- is_meterdel() (in module *faucet.valve_of*), 189
- is_metermod() (in module *faucet.valve_of*), 189
- is_output() (in module *faucet.valve_of*), 189
- is_packetout() (in module *faucet.valve_of*), 189
- is_port_selected() (*faucet.port.Port* method), 163
- is_port_standby() (*faucet.port.Port* method), 163
- is_port_unselected() (*faucet.port.Port* method), 163
- is_pruned_port() (*faucet.valve_stack.ValveStackManager* method), 210
- is_root() (*faucet.stack.Stack* method), 167
- is_root_candidate() (*faucet.stack.Stack* method), 167
- is_selected_towards_root_port() (*faucet.valve_stack.ValveStackManager* method), 210
- is_set_field() (in module *faucet.valve_of*), 189
- is_stack_admin_down() (*faucet.port.Port* method), 163
- is_stack_bad() (*faucet.port.Port* method), 163
- is_stack_gone() (*faucet.port.Port* method), 163
- is_stack_init() (*faucet.port.Port* method), 163
- is_stack_none() (*faucet.port.Port* method), 163
- is_stack_port() (*faucet.valve_stack.ValveStackManager* static method), 210
- is_stack_up() (*faucet.port.Port* method), 163
- is_table_features_req() (in module *faucet.valve_of*), 189
- is_towards_root() (*faucet.valve_stack.ValveStackManager* method), 210
- is_tunnel_acl() (*faucet.acl.ACL* method), 145
- ## K
- kill_on_exception() (in module *faucet.valve_util*), 219
- ## L
- l3_dst (*faucet.valve_packet.PacketMeta* attribute), 194
- l3_offset() (*faucet.valve_packet.PacketMeta* method), 194
- l3_pkt (*faucet.valve_packet.PacketMeta* attribute), 194
- l3_src (*faucet.valve_packet.PacketMeta* attribute), 194
- lACP_actor_up() (in module *faucet.valve_packet*), 197
- lACP_actor_update() (*faucet.port.Port* method), 163
- lACP_advertise() (*faucet.valve_switch_standalone.ValveSwitchManager* method), 216
- lACP_down_ports() (*faucet.dp.DP* method), 151
- lACP_handler() (*faucet.valve_switch_standalone.ValveSwitchManager* method), 216
- lACP_nosync_ports() (*faucet.dp.DP* method), 151
- lACP_port_healthy() (*faucet.stack.Stack* method), 167
- lACP_port_state() (*faucet.port.Port* method), 163
- lACP_port_update() (*faucet.port.Port* method), 163
- lACP_ports() (*faucet.dp.DP* method), 151
- lACP_ports() (*faucet.vlan.VLAN* method), 223
- lACP_req_reply() (*faucet.valve_switch_standalone.ValveSwitchManager* method), 216
- lACP_reqreply() (in module *faucet.valve_packet*), 197
- lACP_up_ports() (*faucet.dp.DP* method), 151
- lACP_up_selected_ports() (*faucet.vlan.VLAN* method), 223
- lACP_update() (*faucet.valve.Valve* method), 175
- lACP_update_actor_state() (*faucet.valve_switch_standalone.ValveSwitchManager* method), 216
- lACP_update_port_selection_state() (*faucet.valve_switch_standalone.ValveSwitchManager* method), 217

- lags() (*faucet.dp.DP method*), 151
 - lags() (*faucet.vlan.VLAN method*), 223
 - lags_nosync() (*faucet.dp.DP method*), 151
 - lags_up() (*faucet.dp.DP method*), 151
 - last_retry_time (*faucet.valve_route.NextHop attribute*), 203
 - learn_host() (*faucet.valve.Valve method*), 175
 - learn_host_from_pkt() (*faucet.valve_switch_stack.ValveSwitchStackManager method*), 212
 - learn_host_from_pkt() (*faucet.valve_switch_standalone.ValveSwitchManager static method*), 217
 - learn_host_on_vlan_port_flows() (*faucet.valve_switch_standalone.ValveSwitchManager method*), 217
 - learn_host_on_vlan_ports() (*faucet.valve_switch_standalone.ValveSwitchManager method*), 217
 - link_and_other_vips() (*faucet.vlan.VLAN method*), 223
 - live_timeout_healthy() (*faucet.stack.Stack method*), 168
 - lldp_beacon() (*in module faucet.valve_packet*), 198
 - lldp_beacon_defaults_types (*faucet.dp.DP attribute*), 151
 - lldp_beacon_defaults_types (*faucet.port.Port attribute*), 164
 - lldp_beacon_enabled() (*faucet.port.Port method*), 164
 - lldp_beacon_send_ports() (*faucet.dp.DP method*), 151
 - lldp_handler() (*faucet.valve.Valve method*), 175
 - lldp_org_tlv_defaults_types (*faucet.port.Port attribute*), 164
 - load_configs() (*faucet.valves_manager.ValvesManager method*), 220
 - load_tables() (*in module faucet.tfm_pipeline*), 169
 - log() (*faucet.valve_packet.PacketMeta method*), 194
 - log_auth_event() (*faucet.faucet_dot1x.FaucetDot1x method*), 155
 - log_port_event() (*faucet.faucet_dot1x.FaucetDot1x method*), 155
 - logger (*faucet.valve.AlliedTelesis attribute*), 169
 - logger (*faucet.valve.ArubaValve attribute*), 170
 - logger (*faucet.valve.CiscoC9KValve attribute*), 171
 - logger (*faucet.valve.NoviFlowValve attribute*), 171
 - logger (*faucet.valve.OVSTfmValve attribute*), 172
 - logger (*faucet.valve.OVSValve attribute*), 172
 - logger (*faucet.valve.TfmValve attribute*), 173
 - logger (*faucet.valve.Valve attribute*), 176
 - logger (*faucet.valve_route.ValveIPv4RouteManager attribute*), 204
 - logger (*faucet.valve_route.ValveIPv6RouteManager attribute*), 205
 - logger (*faucet.valve_route.ValveRouteManager attribute*), 207
 - logname (*faucet.faucet.Faucet attribute*), 153
 - logname (*faucet.gauge.Gauge attribute*), 158
 - logname (*faucet.valve.AlliedTelesis attribute*), 169
 - logname (*faucet.valve.ArubaValve attribute*), 170
 - logname (*faucet.valve.CiscoC9KValve attribute*), 171
 - logname (*faucet.valve.NoviFlowValve attribute*), 171
 - logname (*faucet.valve.OVSTfmValve attribute*), 172
 - logname (*faucet.valve.OVSValve attribute*), 172
 - logname (*faucet.valve.TfmValve attribute*), 173
 - logname (*faucet.valve.Valve attribute*), 176
 - logname (*faucet.valve_ryuapp.OSKenAppBase attribute*), 208
 - logoff_handler() (*faucet.faucet_dot1x.FaucetDot1x method*), 155
 - longest_path_to_root_len() (*faucet.stack.Stack method*), 168
 - loop_protect_external_ports() (*faucet.vlan.VLAN method*), 224
 - loop_protect_external_ports_up() (*faucet.vlan.VLAN method*), 224
- ## M
- mac_addr_all_zeros() (*in module faucet.valve_packet*), 198
 - mac_addr_is_unicast() (*in module faucet.valve_packet*), 198
 - mac_byte_mask() (*in module faucet.valve_packet*), 199
 - mac_mask_bits() (*in module faucet.valve_packet*), 199
 - main() (*in module faucet.check_faucet_config*), 146
 - main() (*in module faucet.fctl*), 158
 - maintain_stack_root() (*faucet.valves_manager.ValvesManager method*), 220
 - make_wsgi_app() (*in module faucet.prom_client*), 165
 - match() (*faucet.valve_table.ValveTable static method*), 218
 - match() (*in module faucet.valve_of*), 190
 - match_from_dict() (*in module faucet.valve_of*), 190
 - match_tables() (*faucet.dp.DP method*), 151
 - MAX_ETH_TYPE_PKT_SIZE (*faucet.valve_packet.PacketMeta attribute*), 193
 - max_host_fib_retry_count (*faucet.valve_route.ValveIPv4RouteManager attribute*), 204
 - max_host_fib_retry_count (*faucet.valve_route.ValveIPv6RouteManager attribute*), 205
 - max_host_fib_retry_count (*faucet.valve_route.ValveRouteManager attribute*), 207

`max_hosts_per_resolve_cycle`
(faucet.valve_route.ValveIPv4RouteManager attribute), 204

`max_hosts_per_resolve_cycle`
(faucet.valve_route.ValveIPv6RouteManager attribute), 205

`max_hosts_per_resolve_cycle`
(faucet.valve_route.ValveRouteManager attribute), 207

`MAX_PACKET_IN_SIZE` *(faucet.valve_route.ValveRouteManager attribute), 205*

`max_resolve_backoff_time`
(faucet.valve_route.ValveIPv4RouteManager attribute), 204

`max_resolve_backoff_time`
(faucet.valve_route.ValveIPv6RouteManager attribute), 205

`max_resolve_backoff_time`
(faucet.valve_route.ValveRouteManager attribute), 207

`MAX_TABLE_ID` *(faucet.valve.OVSTfmValve attribute), 172*

`MAX_TABLE_ID` *(faucet.valve.TfmValve attribute), 173*

`merge_dyn()` *(faucet.conf.Conf method), 146*

`metadata_goto_table()` *(in module faucet.valve_of), 190*

`MetaDPState` *(class in faucet.valves_manager), 219*

`Meter` *(class in faucet.meter), 161*

`meter_id` *(faucet.meter.Meter attribute), 161*

`meteradd()` *(in module faucet.valve_of), 190*

`meterdel()` *(in module faucet.valve_of), 190*

`metric_update()` *(faucet.faucet.Faucet method), 153*

`metrics` *(faucet.valve.AlliedTelesis attribute), 170*

`metrics` *(faucet.valve.ArubaValve attribute), 170*

`metrics` *(faucet.valve.CiscoC9KValve attribute), 171*

`metrics` *(faucet.valve.NoviFlowValve attribute), 171*

`metrics` *(faucet.valve.OVSTfmValve attribute), 172*

`metrics` *(faucet.valve.OVSVValve attribute), 172*

`metrics` *(faucet.valve.TfmValve attribute), 173*

`metrics` *(faucet.valve.Valve attribute), 176*

`MIN_ETH_TYPE_PKT_SIZE`
(faucet.valve_packet.PacketMeta attribute), 193

`MIN_MAX_FLOWS` *(faucet.valve.OVSTfmValve attribute), 172*

`MIN_MAX_FLOWS` *(faucet.valve.TfmValve attribute), 173*

`mirror_actions()` *(faucet.port.Port method), 164*

`mirrored_ports()` *(faucet.vlan.VLAN method), 224*

`modify_link()` *(faucet.stack.Stack method), 168*

`modify_topology()` *(faucet.stack.Stack static method), 168*

`module`
`faucet`, 226
`faucet.acl`, 143
`faucet.check_faucet_config`, 146
`faucet.conf`, 146
`faucet.config_parser`, 147
`faucet.config_parser_util`, 147
`faucet.dp`, 148
`faucet.faucet`, 152
`faucet.faucet_bgp`, 154
`faucet.faucet_dot1x`, 154
`faucet.faucet_event`, 156
`faucet.faucet_metadata`, 157
`faucet.faucet_metrics`, 157
`faucet.faucet_pipeline`, 157
`faucet.fctl`, 157
`faucet.gauge`, 158
`faucet.gauge_pollers`, 158
`faucet.gauge_prom`, 160
`faucet.meter`, 161
`faucet.port`, 161
`faucet.prom_client`, 165
`faucet.router`, 165
`faucet.stack`, 166
`faucet.tfm_pipeline`, 169
`faucet.valve`, 169
`faucet.valve_acl`, 180
`faucet.valve_coprocessor`, 182
`faucet.valve_lldp`, 182
`faucet.valve_manager_base`, 183
`faucet.valve_of`, 184
`faucet.valve_of_old`, 193
`faucet.valve_outonly`, 193
`faucet.valve_packet`, 193
`faucet.valve_pipeline`, 201
`faucet.valve_route`, 202
`faucet.valve_ryuapp`, 208
`faucet.valve_stack`, 209
`faucet.valve_switch`, 211
`faucet.valve_switch_stack`, 212
`faucet.valve_switch_standalone`, 213
`faucet.valve_table`, 217
`faucet.valve_util`, 219
`faucet.valves_manager`, 219
`faucet.vlan`, 221
`faucet.watcher`, 225
`faucet.watcher_conf`, 225
`multi_out` *(faucet.valve_route.ValveIPv4RouteManager attribute), 204*
`multi_out` *(faucet.valve_route.ValveIPv6RouteManager attribute), 205*
`multi_out` *(faucet.valve_route.ValveRouteManager attribute), 207*
`mutable_attrs` *(faucet.acl.ACL attribute), 145*
`mutable_attrs` *(faucet.conf.Conf attribute), 146*
`mutable_attrs` *(faucet.dp.DP attribute), 151*
`mutable_attrs` *(faucet.vlan.VLAN attribute), 224*

OVSTfmValve (class in *faucet.valve*), 172

OVSValve (class in *faucet.valve*), 172

P

packet_complete() (*faucet.valve_packet.PacketMeta* method), 194

packet_in_handler() (*faucet.faucet.Faucet* method), 153

PacketMeta (class in *faucet.valve_packet*), 193

packetout() (in module *faucet.valve_of*), 191

packetouts() (in module *faucet.valve_of*), 191

parse_args() (in module *faucet.fctl*), 158

parse_configs() (*faucet.valves_manager.ValvesManager* method), 220

parse_eth_pkt() (in module *faucet.valve_packet*), 199

parse_faucet_lldp() (in module *faucet.valve_packet*), 199

parse_lacp_pkt() (in module *faucet.valve_packet*), 200

parse_lldp() (in module *faucet.valve_packet*), 200

parse_packet_in_pkt() (in module *faucet.valve_packet*), 200

parse_pkt_meta() (*faucet.valve.Valve* method), 176

parse_rcv_packet() (*faucet.valve.Valve* method), 176

peer_symmetric_up_ports() (*faucet.stack.Stack* method), 168

peer_up_ports() (*faucet.stack.Stack* method), 168

pipeline (*faucet.valve.AlliedTelesis* attribute), 170

pipeline (*faucet.valve.ArubaValve* attribute), 170

pipeline (*faucet.valve.CiscoC9KValve* attribute), 171

pipeline (*faucet.valve.NoviFlowValve* attribute), 171

pipeline (*faucet.valve.OVSTfmValve* attribute), 172

pipeline (*faucet.valve.OVSValve* attribute), 173

pipeline (*faucet.valve.TfmValve* attribute), 173

pipeline (*faucet.valve.Valve* attribute), 176

pipeline (*faucet.valve_route.ValveIPv4RouteManager* attribute), 204

pipeline (*faucet.valve_route.ValveIPv6RouteManager* attribute), 205

pipeline (*faucet.valve_route.ValveRouteManager* attribute), 207

pipeline_str() (*faucet.dp.DP* method), 151

pipeline_tableids() (*faucet.dp.DP* method), 151

pkt (*faucet.valve_packet.PacketMeta* attribute), 194

pkt_out_port() (*faucet.vlan.VLAN* method), 224

pop_vlan() (in module *faucet.valve_of*), 191

Port (class in *faucet.port*), 161

port (*faucet.valve_packet.PacketMeta* attribute), 194

port (*faucet.valve_route.NextHop* attribute), 203

port (*faucet.vlan.HostCacheEntry* attribute), 221

port_add() (*faucet.valve.Valve* method), 176

port_delete() (*faucet.valve.Valve* method), 177

port_desc_stats_reply_handler() (*faucet.faucet.Faucet* method), 154

port_desc_stats_reply_handler() (*faucet.valve.Valve* method), 177

port_desc_stats_reply_handler() (*faucet.valves_manager.ValvesManager* method), 220

port_down() (*faucet.faucet_dot1x.FaucetDot1x* method), 155

port_is_tagged() (*faucet.vlan.VLAN* method), 224

port_is_untagged() (*faucet.vlan.VLAN* method), 224

port_labels() (*faucet.dp.DP* method), 152

port_no_valid() (*faucet.dp.DP* method), 152

port_role_name() (*faucet.port.Port* static method), 164

port_status_from_state() (in module *faucet.valve_of*), 191

port_status_handler() (*faucet.faucet.Faucet* method), 154

port_status_handler() (*faucet.valve.Valve* method), 177

port_status_handler() (*faucet.valves_manager.ValvesManager* method), 220

port_up() (*faucet.faucet_dot1x.FaucetDot1x* method), 155

ports_add() (*faucet.valve.Valve* method), 177

ports_delete() (*faucet.valve.Valve* method), 177

ports_from_output_port_acts() (in module *faucet.valve_of*), 192

prepare_send_flows() (*faucet.valve.Valve* method), 177

proactive_learn (*faucet.valve_route.ValveIPv4RouteManager* attribute), 204

proactive_learn (*faucet.valve_route.ValveIPv6RouteManager* attribute), 205

proactive_learn (*faucet.valve_route.ValveRouteManager* attribute), 207

PromClient (class in *faucet.prom_client*), 165

push_vlan() (in module *faucet.valve_acl*), 182

push_vlan_act() (in module *faucet.valve_of*), 192

R

rate_limit_packet_ins() (*faucet.valve.Valve* method), 177

rcv_packet() (*faucet.valve.Valve* method), 177

read_config() (in module *faucet.config_parser_util*), 148

reason (*faucet.valve_packet.PacketMeta* attribute), 194

recent_ofmsgs (*faucet.valve.AlliedTelesis* attribute), 170

recent_ofmsgs (*faucet.valve.ArubaValve* attribute), 170

recent_ofmsgs (*faucet.valve.CiscoC9KValve* attribute), 171

recent_ofmsgs (*faucet.valve.NoviFlowValve* attribute), 171

recent_ofmsgs (*faucet.valve.OVSTfmValve* attribute), 172
recent_ofmsgs (*faucet.valve.OVSVValve* attribute), 173
recent_ofmsgs (*faucet.valve.TfmValve* attribute), 173
recent_ofmsgs (*faucet.valve.Valve* attribute), 178
reconnect_handler() (*faucet.valve_ryuapp.OSKenAppBase* method), 208
relative_port_towards() (*faucet.valve_stack.ValveStackManager* method), 210
release() (*faucet.faucet_event.NonBlockLock* method), 156
reload_config() (*faucet.faucet.Faucet* method), 154
reload_config() (*faucet.gauge.Gauge* method), 158
reload_config() (*faucet.valve.Valve* method), 178
reload_config() (*faucet.valve_ryuapp.OSKenAppBase* method), 209
reload_stack_root_config() (*faucet.valves_manager.ValvesManager* method), 220
remove_filter() (*faucet.valve_pipeline.ValvePipeline* method), 202
remove_overlap_ofmsgs() (in module *faucet.valve_of*), 192
reparse() (*faucet.valve_packet.PacketMeta* method), 194
reparse_all() (*faucet.valve_packet.PacketMeta* method), 194
reparse_ip() (*faucet.valve_packet.PacketMeta* method), 194
report_dp_status() (*faucet.gauge_pollers.GaugePoller* method), 159
report_label_match_metrics() (in module *faucet.fctl*), 158
request_reload_configs() (*faucet.valves_manager.ValvesManager* method), 220
REQUIRED_LABELS (*faucet.prom_client.PromClient* attribute), 165
requires_reverse_tunnel() (*faucet.acl.ACL* method), 145
reregister_flow_vars() (*faucet.gauge_prom.GaugePrometheusClient* method), 160
reregister_nonflow_vars() (*faucet.gauge_prom.GaugePrometheusClient* method), 161
reset() (*faucet.faucet_bgp.FaucetBgp* method), 154
reset() (*faucet.faucet_dot1x.FaucetDot1x* method), 156
reset_caches() (*faucet.vlan.VLAN* method), 224
reset_dpidd() (*faucet.faucet_metrics.FaucetMetrics* method), 157
reset_peer_distances() (*faucet.valve_stack.ValveStackManager* method), 210
reset_ports() (*faucet.vlan.VLAN* method), 224
reset_refs() (*faucet.dp.DP* method), 152
resolution_due() (*faucet.valve_route.NextHop* method), 203
resolve_expire_hosts() (*faucet.valve_route.ValveRouteManager* method), 207
resolve_gateways() (*faucet.valve.Valve* method), 178
resolve_gateways() (*faucet.valve_route.ValveRouteManager* method), 207
resolve_port() (*faucet.dp.DP* method), 152
resolve_ports() (*faucet.acl.ACL* method), 145
resolve_retries (*faucet.valve_route.NextHop* attribute), 203
resolve_stack_topology() (*faucet.dp.DP* method), 152
resolve_topology() (*faucet.stack.Stack* method), 168
restricted_bcast_arpnd_ports() (*faucet.dp.DP* method), 152
restricted_bcast_arpnd_ports() (*faucet.vlan.VLAN* method), 224
RESTRICTED_FLOOD_DISTS (*faucet.valve_switch_standalone.ValveSwitchManager* attribute), 214
revert_config() (*faucet.valves_manager.ValvesManager* method), 220
rewrite_vlan() (in module *faucet.valve_acl*), 182
route_count_by_ipv() (*faucet.vlan.VLAN* method), 224
route_priority (*faucet.valve_route.ValveIPv4RouteManager* attribute), 204
route_priority (*faucet.valve_route.ValveIPv6RouteManager* attribute), 205
route_priority (*faucet.valve_route.ValveRouteManager* attribute), 207
Router (class in *faucet.router*), 165
router_advert() (in module *faucet.valve_packet*), 200
router_rcv_packet() (*faucet.valve.Valve* method), 178
router_vlan_for_ip_gw() (*faucet.valve.Valve* method), 178
router_vlan_for_ip_gw() (*faucet.valve_route.ValveRouteManager* method), 208
routers (*faucet.valve_route.ValveIPv4RouteManager* attribute), 204
routers (*faucet.valve_route.ValveIPv6RouteManager* attribute), 205
routers (*faucet.valve_route.ValveRouteManager* attribute), 208
routes_by_ipv() (*faucet.vlan.VLAN* method), 224
rule_types (*faucet.acl.ACL* attribute), 145

- running() (*faucet.gauge_pollers.GaugePoller method*), 159
- running() (*faucet.port.Port method*), 164
- ## S
- scrape_prometheus() (*in module faucet.fctl*), 158
- select_packets() (*faucet.valve_pipeline.ValvePipeline method*), 202
- select_port() (*faucet.port.Port method*), 164
- selected_up_lags() (*faucet.vlan.VLAN method*), 224
- send_flows() (*faucet.valve.Valve method*), 179
- send_req() (*faucet.gauge_pollers.GaugeFlowTablePoller method*), 158
- send_req() (*faucet.gauge_pollers.GaugeMeterStatsPoller method*), 159
- send_req() (*faucet.gauge_pollers.GaugePoller method*), 159
- send_req() (*faucet.gauge_pollers.GaugePortStatePoller method*), 159
- send_req() (*faucet.gauge_pollers.GaugePortStatsPoller method*), 159
- send_req() (*faucet.gauge_pollers.GaugeThreadPoller method*), 160
- send_req() (*faucet.gauge_prom.GaugePortStatePrometheusPoller method*), 160
- send_req() (*faucet.watcher.GaugePortStateLogger method*), 225
- set_bgp_vlan() (*faucet.router.Router method*), 166
- set_defaults() (*faucet.conf.Conf method*), 146
- set_defaults() (*faucet.dp.DP method*), 152
- set_defaults() (*faucet.port.Port method*), 164
- set_defaults() (*faucet.vlan.VLAN method*), 224
- set_external_forwarding_requested() (*faucet.valve_table.ValveTable method*), 218
- set_field() (*faucet.valve_table.ValveTable static method*), 218
- set_field() (*in module faucet.valve_of*), 192
- set_mac_str() (*faucet.faucet_dot1x.FaucetDot1x method*), 156
- set_no_external_forwarding_requested() (*faucet.valve_table.ValveTable method*), 218
- set_stack_root() (*faucet.valves_manager.ValvesManager method*), 220
- set_vlan_vid() (*faucet.valve_table.ValveTable method*), 218
- shortest_path() (*faucet.stack.Stack method*), 168
- shortest_path_port() (*faucet.stack.Stack method*), 168
- shortest_path_to_root() (*faucet.stack.Stack method*), 168
- shortest_symmetric_path_port() (*faucet.stack.Stack method*), 168
- shutdown_bgp_speakers() (*faucet.faucet_bgp.FaucetBgp method*), 154
- signal_handler() (*faucet.valve_ryuapp.OSKenAppBase method*), 209
- slowpath_pps_meteradd() (*in module faucet.valve_of*), 192
- slowpath_pps_meterdel() (*in module faucet.valve_of*), 192
- sort_flows() (*in module faucet.valve_of*), 192
- Stack (*class in faucet.stack*), 166
- stack_admin_down() (*faucet.port.Port method*), 164
- stack_bad() (*faucet.port.Port method*), 164
- stack_defaults_types (*faucet.port.Port attribute*), 164
- stack_descr() (*faucet.port.Port method*), 164
- stack_gone() (*faucet.port.Port method*), 164
- stack_init() (*faucet.port.Port method*), 164
- stack_manager (*faucet.valve.AlliedTelesis attribute*), 170
- stack_manager (*faucet.valve.ArubaValve attribute*), 170
- stack_manager (*faucet.valve.CiscoC9KValve attribute*), 171
- stack_manager (*faucet.valve.NoviFlowValve attribute*), 171
- stack_manager (*faucet.valve.OVSTfmValve attribute*), 172
- stack_manager (*faucet.valve.OVSValve attribute*), 173
- stack_manager (*faucet.valve.TfmValve attribute*), 173
- stack_manager (*faucet.valve.Valve attribute*), 179
- stack_port_healthy() (*faucet.stack.Stack method*), 168
- stack_port_update() (*faucet.port.Port method*), 164
- stack_ports() (*faucet.dp.DP method*), 152
- stack_ports() (*faucet.valve_stack.ValveStackManager method*), 211
- stack_state() (*faucet.port.Port method*), 165
- stack_state_name() (*faucet.port.Port static method*), 165
- stack_up() (*faucet.port.Port method*), 165
- stacked_valves() (*faucet.valve_stack.ValveStackManager static method*), 211
- stale_root (*faucet.valve.AlliedTelesis attribute*), 170
- stale_root (*faucet.valve.ArubaValve attribute*), 170
- stale_root (*faucet.valve.CiscoC9KValve attribute*), 171
- stale_root (*faucet.valve.NoviFlowValve attribute*), 172
- stale_root (*faucet.valve.OVSTfmValve attribute*), 172
- stale_root (*faucet.valve.OVSValve attribute*), 173
- stale_root (*faucet.valve.TfmValve attribute*), 173
- stale_root (*faucet.valve.Valve attribute*), 179
- standby_port() (*faucet.port.Port method*), 165
- start() (*faucet.faucet.Faucet method*), 154
- start() (*faucet.faucet_event.FaucetEventNotifier method*), 156
- start() (*faucet.gauge_pollers.GaugePoller method*), 159

start() (*faucet.gauge_pollers.GaugeThreadPoller method*), 160
start() (*faucet.prom_client.PromClient method*), 165
start() (*faucet.valve_ryuapp.OSKenAppBase method*), 209
stat_config_files() (*in module faucet.valve_util*), 219
state_expire() (*faucet.valve.Valve method*), 179
STATIC_TABLE_IDS (*faucet.valve.NoviFlowValve attribute*), 171
STATIC_TABLE_IDS (*faucet.valve.Valve attribute*), 174
stop() (*faucet.gauge_pollers.GaugePoller method*), 159
stop() (*faucet.gauge_pollers.GaugeThreadPoller method*), 160
switch_features() (*faucet.valve.Valve method*), 179
switch_manager (*faucet.valve.AlliedTelesis attribute*), 170
switch_manager (*faucet.valve.ArubaValve attribute*), 170
switch_manager (*faucet.valve.CiscoC9KValve attribute*), 171
switch_manager (*faucet.valve.NoviFlowValve attribute*), 172
switch_manager (*faucet.valve.OVSTfmValve attribute*), 172
switch_manager (*faucet.valve.OVSVValve attribute*), 173
switch_manager (*faucet.valve.TfmValve attribute*), 173
switch_manager (*faucet.valve.Valve attribute*), 179
switch_manager (*faucet.valve_route.ValveIPv4RouteManager attribute*), 204
switch_manager (*faucet.valve_route.ValveIPv6RouteManager attribute*), 205
switch_manager (*faucet.valve_route.ValveRouteManager attribute*), 208

T

table_by_id() (*faucet.dp.DP method*), 152
table_features() (*in module faucet.valve_of*), 192
tagged_flood_ports() (*faucet.vlan.VLAN method*), 224
test_config_condition() (*in module faucet.conf*), 147
TfmValve (*class in faucet.valve*), 173
time_exceeded() (*in module faucet.valve_packet*), 200
tlv_cast() (*in module faucet.valve_packet*), 201
tlvs_by_subtype() (*in module faucet.valve_packet*), 201
tlvs_by_type() (*in module faucet.valve_packet*), 201
to_conf() (*faucet.conf.Conf method*), 147
tunnel_acls() (*faucet.port.Port method*), 165
tunnel_outport() (*faucet.valve_stack.ValveStackManager method*), 211
tunnel_types (*faucet.acl.ACL attribute*), 145

U

untagged_flood_ports() (*faucet.vlan.VLAN method*), 224
update() (*faucet.conf.Conf method*), 147
update() (*faucet.gauge_pollers.GaugePoller method*), 159
update() (*faucet.valves_manager.ConfigWatcher method*), 219
update_buckets() (*faucet.valve_table.ValveGroupEntry method*), 217
update_config_applied() (*faucet.valves_manager.ValvesManager method*), 220
update_config_metrics() (*faucet.valve.Valve method*), 179
update_dp_live_time() (*faucet.valves_manager.ValvesManager method*), 220
update_health() (*faucet.stack.Stack method*), 169
update_health() (*faucet.valve_stack.ValveStackManager method*), 211
update_metrics() (*faucet.faucet_bgp.FaucetBgp method*), 154
update_metrics() (*faucet.valve.Valve method*), 179
update_metrics() (*faucet.valves_manager.ValvesManager method*), 220
update_reverse_tunnel_rules() (*faucet.acl.ACL method*), 146
update_source_tunnel_rules() (*faucet.acl.ACL method*), 146
update_stack_link_state() (*faucet.valve_lldp.ValveLLDPManager method*), 182
update_stack_topo() (*faucet.valve_stack.ValveStackManager method*), 211
update_vlan() (*faucet.valve_manager_base.ValveManagerBase method*), 183
update_vlan() (*faucet.valve_switch_standalone.ValveSwitchManager method*), 217
update_watcher_handler() (*faucet.gauge.Gauge method*), 158
USE_BARRIERS (*faucet.valve.NoviFlowValve attribute*), 171
USE_BARRIERS (*faucet.valve.OVSTfmValve attribute*), 172
USE_BARRIERS (*faucet.valve.OVSVValve attribute*), 172
USE_BARRIERS (*faucet.valve.Valve attribute*), 174
USE_OXM_IDS (*faucet.valve.OVSTfmValve attribute*), 172
USE_OXM_IDS (*faucet.valve.TfmValve attribute*), 173
utf8_decode() (*in module faucet.valve_util*), 219

V

Valve (*class in faucet.valve*), 173

- valve_factory() (in module *faucet.valve*), 179
 valve_flow_services() (faucet.valves_manager.ValvesManager method), 221
 valve_flowreorder() (in module *faucet.valve_of*), 192
 valve_match_vid() (in module *faucet.valve_of*), 192
 valve_packet_in() (faucet.valves_manager.ValvesManager method), 221
 valve_switch_factory() (in module *faucet.valve_switch*), 211
 ValveAclManager (class in *faucet.valve_acl*), 180
 ValveDeadThreadException, 209
 ValveGroupEntry (class in *faucet.valve_table*), 217
 ValveGroupTable (class in *faucet.valve_table*), 217
 ValveIPv4RouteManager (class in *faucet.valve_route*), 203
 ValveIPv6RouteManager (class in *faucet.valve_route*), 204
 ValveLLDPManager (class in *faucet.valve_lldp*), 182
 ValveLogger (class in *faucet.valve*), 179
 ValveManagerBase (class in *faucet.valve_manager_base*), 183
 ValvePipeline (class in *faucet.valve_pipeline*), 201
 ValveRouteManager (class in *faucet.valve_route*), 205
 valves_by_name() (faucet.valves_manager.ValvesManager method), 221
 valves_manager (faucet.faucet.Faucet attribute), 154
 ValvesManager (class in *faucet.valves_manager*), 219
 ValveStackManager (class in *faucet.valve_stack*), 209
 ValveSwitchFlowRemovedManager (class in *faucet.valve_switch_standalone*), 213
 ValveSwitchManager (class in *faucet.valve_switch_standalone*), 214
 ValveSwitchStackManagerBase (class in *faucet.valve_switch_stack*), 212
 ValveSwitchStackManagerNoReflection (class in *faucet.valve_switch_stack*), 213
 ValveSwitchStackManagerReflection (class in *faucet.valve_switch_stack*), 213
 ValveTable (class in *faucet.valve_table*), 218
 ValveTableConfig (class in *faucet.faucet_pipeline*), 157
 verify_flowmod() (in module *faucet.valve_of*), 192
 verify_lldp() (faucet.valve_lldp.ValveLLDPManager method), 183
 verify_tunnel_rules() (faucet.acl.ACL method), 146
 vid (faucet.vlan.AnyVLAN attribute), 221
 vid (faucet.vlan.NullVLAN attribute), 221
 vid_present() (in module *faucet.valve_of*), 192
 vid_valid() (faucet.vlan.VLAN static method), 224
 vip_map() (faucet.router.Router method), 166
 vip_map() (faucet.vlan.VLAN method), 224
 vip_table (faucet.valve_route.ValveIPv4RouteManager attribute), 204
 vip_table (faucet.valve_route.ValveIPv6RouteManager attribute), 205
 vip_table (faucet.valve_route.ValveRouteManager attribute), 208
 VLAN (class in *faucet.vlan*), 221
 vlan (faucet.valve_packet.PacketMeta attribute), 194
 vlan_pkt (faucet.valve_packet.PacketMeta attribute), 194
 vlans() (faucet.port.Port method), 165
- ## W
- warning() (faucet.valve.ValveLogger method), 179
 watcher_factory() (in module *faucet.watcher*), 225
 watcher_parser() (in module *faucet.config_parser*), 147
 WatcherConf (class in *faucet.watcher_conf*), 225
- ## Y
- yaml_dump() (in module *faucet.config_parser_util*), 148
 yaml_load() (in module *faucet.config_parser_util*), 148